

AN INDICATION FOR THE BINARITY OF P CYGNI FROM ITS SEVENTEENTH CENTURY ERUPTION

Amit Kashi¹

ABSTRACT

I show that the 17th century eruption of the massive luminous blue variable (LBV) star P Cygni can be explained by mass transfer to a B-type binary companion in an eccentric orbit, under the assumption that the luminosity peaks occurred at periastron passages. The mass was accreted by the companion and liberated gravitational energy, part of which went to an increase in luminosity. I find that mass transfer of $\sim 0.1 M_{\odot}$ to a B-type binary companion of $\sim 3 - 6 M_{\odot}$ can account for the energy of the eruption, and for the decreasing time interval between the observed peaks in the visual light curve of the eruption. Such a companion is predicted to have an orbital period of ~ 7 years, and its Doppler shift should be possible to detect with high spectral resolution observations. Explaining the eruption of P Cygni by mass transfer further supports the idea that all major LBV eruptions are triggered by interaction of an unstable LBV with a stellar companion.

Subject headings: binaries: general—stars: mass loss—stars: winds, outflows —stars: individual (P Cyg)

1. INTRODUCTION

The luminous blue variable (LBV) P Cygni has undergone a series of eruptions in the 17th century (de Groot 1969, 1988): a giant eruption in 1600, followed by 4 smaller ones which started in 1655 and terminated in 1684. Only the 1843 Great Eruption of η Car is better documented than these eruptions, an amazing fact as the P Cygni eruptions began before the invention of the telescope. Being the nearest LBV, at a distance of 1.7 kpc (Najarro et al. 1997a), the 3rd magnitude eruptions were seen to the naked eye (de Groot 1969).

P Cygni was commonly considered to be a single star. Its eruption was associated with single LBV star processes (e.g., Humphreys and Davidson 1994; Lamers & de Groot 1992). The peculiar morphology of the nebula which was formed by the eruption of P Cygni (Nota et al. 1995) lead Israelian & de Groot (1999) to suggest that a different physical process is responsible to the eruption of η Car and P Cygni. On the other hand, Kashi et al. (2009) showed that the eruption of P Cygni lies on a strip in the total energy vs. timescale diagram together with other intermediate luminosity optical transients, including the two 19th century eruptions of Eta Carinae. This suggests that the same physical

mechanism that is applicable to the eruptions of η Car and the other transients, accretion onto a MS companion and liberation of gravitational energy, is responsible to the eruption of P Cygni as well.

In Kashi & Soker (2009) we reconstructed the evolution of η Car in the last two centuries, and built a model suggesting that the two 19th century eruptions were triggered by periastron passages of the companion star. Including mass loss by the two stars and mass transfer from the LBV to the companion we obtained a good match of periastron passages to the two peaks in the light curve of the GE. Mass transfer was found as an important and crucial process in reducing the orbital period during the eruption. If only mass loss is included, without any mass transfer from the erupting LBV to the companion, no match can be obtained. Another advantage of the mass transfer model is that the gravitational energy released by the mass accreted onto the companion can account for the extra energy of the eruptions.

We proposed that all major LBV eruptions are triggered by stellar companions, and that in extreme cases a short duration event with a huge mass transfer rate can lead to a bright transient event on time scales of weeks to months, (Kashi & Soker 2009; Kashi et al. 2009).

In this *Letter* I take the model from Kashi & Soker (2009) and apply it to the eruption of P Cygni. In

¹Department of Physics, Technion – Israel Institute of Technology, Haifa 32000 Israel; kashia@physics.technion.ac.il

section 2 I show that a mass transfer to a binary companion can account for the changing period of the series of eruptions of P Cygni. I discuss the implications in section 3.

2. THE MODEL

The old light curve of P Cygni (de Groot 1988) shows peaks in (1) 1600.7, (2) 1654-5, (3) 1664.5, (4) 1672.6 and (5) 1679.6. Though the light curve shows an increase in 1653.5, before peak (2), there are evidences that this increase actually occurred in 1655 (Lamers & de Groot 1992). I will not refer to the eruption of peak (1), as it seems to be a solitary eruption, not belonged to the series of eruptions which followed it. I will rather refer to peaks (2)-(5), namely to the series of smaller eruptions between 1655-1685. The time intervals between the peaks in the series are therefore 9.5, 8.1 and 7 years.

I assume that the shortening of the time interval between the peaks is related to interaction with a binary companion. The outer layers of the LBV become unstable due to internal processes unrelated to the companion. The periastron passage of the companion exerts tidal forces on the LBV. The tidal force amplifies the instability and triggers an eruption, causing the LBV to lose mass. Part of this mass is accreted by the companion, and liberates gravitational energy that increases the total luminosity. In addition, the companion might blow jets that shape the nebula (Soker 2001). The mass lost from the system act to increase the orbital period, while the mass transferred to the less massive companion star act to reduce the orbital period (Eggleton 2006). The roles of these two competing effects were calculated for the Great Eruption of Eta Car (Kashi & Soker 2009). As a result of mass transfer the following periastron passage, and therefore the next eruption, would occur sooner than for a system with a constant orbital period. This process repeats until the instability in the LBV stops. From that point on the orbital period remains approximately stable, changing only very slightly due to mass loss from the LBV, and tidal interaction.

Several authors tried to determine the LBV's properties. The estimates range between $T_1 = 17,000 - 20,000$ K for the temperature, and $L_1 = 5.5 - 7.5 \times 10^5 L_\odot$ for the luminosity. (Lamers et al. 1983; Lamers & de Groot 1992; Najarro et al. 1997a,b; Pauldrach & Puls 1990). As to the mass of the LBV, there is less agreement. El Eid & Hartmann (1993) found that stellar evolution considerations give $M_1 = 50 M_\odot$, while Pauldrach & Puls (1990) found $M_1 = 23 M_\odot$ from spectroscopic observations. I will adopt the set of parameters from Najarro et al. (1997a). The LBV radius is taken to be $R_1 \simeq 75 R_\odot$, the luminos-

ity $L_1 = 5.6 \times 10^5 L_\odot$ and the effective temperature $T_1 = 18,200$ K.

A main sequence (MS) companion of $M_2 \simeq 3-6 M_\odot$ can be easily hidden by the luminosity of the LBV, as its luminosity would be $L_2 \simeq 100 - 1500 L_\odot$, much smaller than the luminosity of the LBV. Such a star would have approximately the same temperature of the LBV $T_2 \simeq 12,500 - 19,000$ K at much weaker luminosity, so it would not be easily detected spectrally.

Following the basic assumption that the peaks occurred at periastron passages, I assume that the orbital period of the companion when the eruption is terminated, was $P_f = 7$ yrs, the same as the time interval between the last two peaks. For LBV and companion masses of $M_1 = 25 M_\odot$ and $M_2 = 3 M_\odot$, respectively, the semi-major axis is $a_f = 11.1$ AU. The companion must pass very close to the LBV at periastron, for its gravity to influence the LBV. The eccentricity is limited from above by the requirement that at present the even at periastron the LBV does not fill its potential lobe. This gives $e \lesssim 0.94$. There is no strict limit from below on the eccentricity. However, it cannot be too small as the model requires (1) a clear distinction between periastron and apastron interaction, and (2) having potential overflow during the eruptions, when the LBV expands to about twice its radius during the eruptions. For that I take $e = 0.9$, but the very weak dependence of the results on the values of e should be noted.

I follow the calculation of mass transfer and loss in a binary orbit from Eggleton (2006), and solve the change in the orbital period back in time from the end of the eruption to the time of its beginning. The same calculation was performed by Kashi & Soker (2009) to solve the orbital parameters of η Car during the 19th century eruptions. The reader might want to consult section 2 in Kashi & Soker (2009) for further details and explanations about the calculation.

The orbital phase at the end of the eruption is a free parameter in the calculation. In contrast to the case of η Car, for P Cygni the present date of periastron passage is unknown, and therefore I cannot go back in time and find the orbital phase at the end of the eruption. During the eruption I take mass to be lost from the system, and mass transferred from the LBV to the companion. In my calculation I replace the free parameter of the orbital angle at the end of the eruption with a free parameter of the periastron date at the end of the eruption (this is an almost identical and much cleaner way to perform the calculation).

Smith & Hartigan (2006) found that the mass ejected in the entire eruption was $\sim 0.1 M_\odot$. As I deal only with the series of smaller eruptions, I will take $M_{ej} = 0.05 M_\odot$ to be the mass lost during the eruption

in my calculation. The total bolometric energy of the entire eruption was $E_{\text{bol},e} \simeq 2.5 \times 10^{48}$ erg (Humphreys et al 1999; Lamers & de Groot 1992). That energy is mostly radiated energy, as the kinetic energy was only $\sim 2 \times 10^{46}$ erg (Smith & Hartigan 2006). Integrating the visual light curve from de Groot (1988) I get that the energy radiated in the visual for the entire eruption is $E_{\text{vis},e} \simeq 5.5 \times 10^{47}$ erg $\simeq 0.22E_{\text{bol},e}$. For the series of smaller eruptions only, the energy radiated in the visual is $E_{\text{vis},s} \simeq 8.8 \times 10^{46}$ erg, therefore, adopting the same ratio between bolometric and visual energy I get $E_{\text{bol},s} \simeq 4 \times 10^{47}$ erg. Adding the part of the kinetic energy associated with the series of smaller eruptions will not change this number by much.

I note that the general model, that mass transfer results in shortening the orbital period, does not depend on the assumption that the transferred mass is responsible for the extra energy liberated during the eruptions.

It is very likely that only part of the energy of the accreted mass would go to an increase in (bolometric) luminosity. When the accreted material settles on the companion, part of the gravitational energy goes to (1) warming the accreted material, (2) increasing the rotational energy of the companion, and (3) inflating the companion's envelope. I define an efficiency parameter as the ratio of the radiated to total gravitational energy released by the accreted mass

$$\delta = \frac{E_{\text{bol},s}}{GM_2 M_{\text{acc}}/R_2}. \quad (1)$$

I calibrate the mass transferred from the LBV and accreted onto the companion as

$$M_{\text{acc}} \simeq 0.08 \left(\frac{\delta}{0.8}\right)^{-1} \left(\frac{E_{\text{bol},s}}{4 \times 10^{47} \text{ erg}}\right) \left(\frac{M_2}{3 M_\odot}\right)^{-0.43} M_\odot. \quad (2)$$

where I substitute for the radius from the upper MS approximate relation of radius to mass $R \simeq M^{0.57}$ (in solar units; Kippenhahn & Weigert 1990).

Transferring mass from the LBV to the companion results in a decrease in the orbital period. The ejected mass works to increase the orbital period, but for the parameters I use here it has a much smaller effect than that of the transferred mass. As the LBV is expected to considerably overflow its potential lobe close to periastron (see section 3 below), it is expected that mass accretion will take place mostly close to periastron. It is very complicated to estimate the mass loss rate dependence on the binary separation, as many poorly known parameters involved in this estimation. For simplicity I assume that the mass transfer and accretion rates goes like $\sim r^{-1}$.

I find that the initial orbital period before the eruption was $P_i = 8.1$ yrs, longer than P_f . The variation of

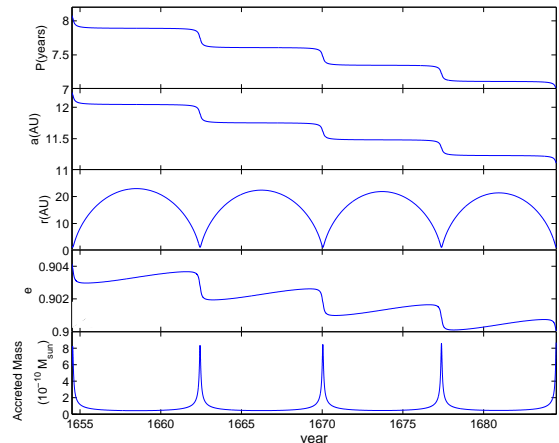


Fig. 1.— The variation of the binary period P , the semi-major axis a , the binary separation r , the eccentricity e , and the accretion rate (assumed to vary like $\sim r^{-1}$) during the eruption of P Cygni between 1654.5 and 1684.5. I assume that the orbital period in 1684.5 was $P_f = 7$ yrs, as the time interval between the last two observed peaks in the series of eruptions. The calculation involves mass transfer of $0.08 M_\odot$ from the $25 M_\odot$ LBV to the $3 M_\odot$ MS companion, and mass loss of $0.05 M_\odot$ from the LBV to the nebula.

the binary period P , the semi-major axis a , the binary separation r , the eccentricity e , and the accretion rate during the eruption are presented in Fig. 1. The comparison between binary separation and the light curve is given in Fig. 2.

I take the end of the eruption (the free parameter) to be 1684.5. As the orbital period was continually increasing when I calculate back in time, it does not have to reach the interval between the 1655 and 1664.5 peaks in order to fit well to the observations, and as seen in Fig. 2, with the resulted $P_i = 8.1$ yrs I get that a periastron passage occurred before every eruption.

As there is uncertainty in the LBV's parameters, as well as some freedom in determining the mass of the companion (but not the accreted mass which resulted in from the selection of the companion's mass) I try another set of parameters. I take the mass of the LBV to be on the upper limit $M_1 = 50 M_\odot$ (El Eid & Hartmann 1993), and the companion mass to be $M_2 = 6 M_\odot$. A more massive companion is unlikely, as its luminosity might not be negligible compared to the LBV's, and therefore it should have been detected by observations. I find that a good fit to this model gives $M_{\text{acc}} = 0.1 M_\odot$ for the accreted mass (equation (2)). To obtain a good fit I slightly adjusted the periastron date at the end of the eruption, to 1684, and used an efficiency of $\delta = 0.5$. As illustrated in Fig. 3, with changing the masses it is still possible to get a good fit. Namely, it is possible

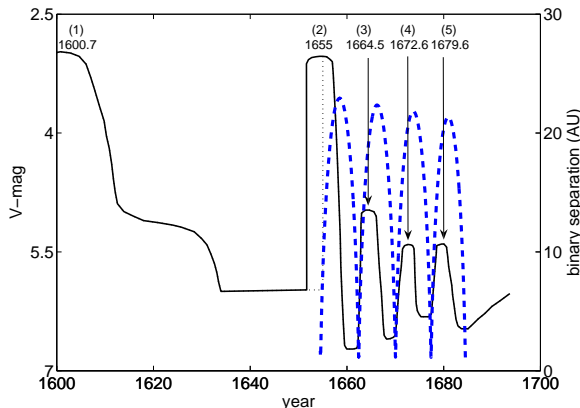


Fig. 2.— Solid black line (left axis): the visual light curve during the 17th century eruption of P Cygni (de Groot 1988). The peaks in luminosity are numbered. Though the light curve shows an increase in 1653.5, there are evidences that this increase actually occurred in 1655 (dotted vertical line; Lamers & de Groot 1992). Note that the straight horizontal line between 1634 and 1652 is in fact lack of observations, as the star was too faint during that period. Dashed blue line (right axis): the binary separation r during the eruption of P Cygni between 1654.5 and 1684.5 (same as the third panel in Fig. 1). It is assumed that orbital period of the companion when the eruption is terminated, was $P_f = 7$ yrs, the same as the time interval between the last two peaks in 1672.6 and 1679.6. The calculation involves mass transfer of $M_{\text{acc}} = 0.08 M_{\odot}$ from the $M_1 = 25 M_{\odot}$ LBV to the $M_2 = 3 M_{\odot}$ MS companion (see equation (2)), and mass loss of $M_{\text{ej}} = 0.05 M_{\odot}$ to the nebula. The periastron date at the end of the eruption was adjusted to 1684.5. The efficiency factor that accounts for the fact that only part of the energy of the accreted mass would go to an increase in (bolometric) luminosity was adjusted to $\delta = 0.8$. The mass transferred to the companion reduces the orbital period, therefore the orbital period before the eruption is longer than at the end. I manage to fit a periastron passage before every peak in the light curve. According to my model, the periastron passages of the companion exerts tidal forces on the LBV, amplifies an inherent instability and triggers the eruptions. The mass is accreted by the companion and liberates gravitational energy, part of it (δ ; equation (1)) goes to an increase in luminosity. As the period becomes shorter, each periastron passage occurs sooner, triggering the next eruption in the series. This process repeats until the LBV existed its very unstable phase.

to obtain periastron passage before each peak in the visual light curve. In both cases mass transfer is a crucial ingredient of the model, as the binary period must decrease during the eruption to obtain a good fit.

3. Discussion

As it relies on old references, the visual magnitude light curve from the 17th century (de Groot 1988) is

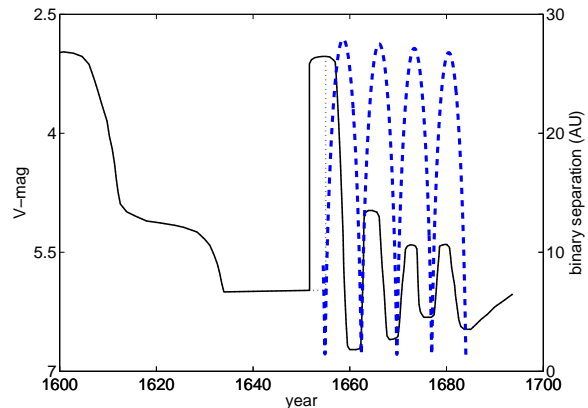


Fig. 3.— The same as Fig. 2, but for other stellar masses $M_1 = 50 M_{\odot}$ and $M_2 = 6 M_{\odot}$ and for $M_{\text{acc}} = 0.1 M_{\odot}$ transferred from the LBV to the companion. To get a good fit, the periastron date at the end of the eruption was adjusted to 1684, and the efficiency to $\delta = 0.5$. The change in the masses does not at all affect the quality of the fit. It is possible to obtain a good fit between periastron passages and eruption onsets for this model as well.

not very accurate when referring to the dates where the brightening started. For example, the it is not clear when exactly the brightening of the second peak started, but it was certainly between 1644-6 (de Groot 1969). Nevertheless the peaks in the light curve are quite pronounced, and the trend of decreasing time interval is very clear. It is very unlikely that this trend is a result of observational inaccuracies.

The assumption that mass transfer and accretion onto the companion takes place close to periastron is supported by the following argument. Though Roche lobe is usually defined for circular orbits, I approximate the gravitational potential at periastron as Roche potential. The radius of the Roche lobe of the LBV is approximately (Eggleton 1983)

$$R_{RL1} \simeq \frac{0.49q^{\frac{2}{3}}}{0.6q^{\frac{2}{3}} + \ln(1+q^{\frac{1}{3}})} a \simeq 0.73a \quad (3)$$

where $q = M_1/M_2 = 25/3$ for the masses I use. At periastron, for our parameters $R_{RL1} \simeq 0.81$ AU for the semi-major axis before the eruptions, and ~ 0.73 AU for the semi-major axis after the eruptions.

For present day $R_1 \simeq 75 R_{\odot} = 0.35$ AU, potential overflow does not occur, as $R_{RL1} > R_1$. However, during the 17th century eruptions, an expansion of the LBV radius by a factor of two could easily cause the LBV to overflow its potential lobe close to periastron passages, transferring mass to the companion. Residual accretion probably took place through the entire event by wind accretion process (Bondi-Hoyle accretion).

The accreted mass in a binary system had high angular momentum. This might have led to the formation of an accretion disk and jets during the eruptions of P Cygni. Those jets, mixed with the approximately spherical mass loss from the LBV, may be responsible for the peculiar shape of the nebula, observed by Nota et al. (1995). Indeed, the observations of the nebula of Smith & Hartigan (2006) hint on some axisymmetry, as expected from such a scenario.

In addition to mass transfer, two other effects act to reduce the orbital period, tidal interaction and drag force by the ejected mass that is not accreted Drag force exerted on the companion from the LBV ejecta as the only physical process for reducing the orbital period cannot work in the case of P Cygni for the following reasons. (1) The mass loss rate of the LBV is relatively small (in the Great Eruption of η Car it was at least 200 times larger). (2) The companion passes close to the LBV and may be prone to the drag force only close to periastron, where it is small (since the cut-off distance beyond which the gravity of the companion is not the main force determining the trajectory of the gas is small as it is proportional to the binary separation).

A detailed analysis of x-ray luminosity from colliding winds (Akashi et al. 2006) gives that a collision between the LBV and the MS companion winds, for the parameters used in the model, is likely to produce soft x-ray at luminosity $< 10^{29}$ erg s $^{-1}$. The companion itself might produce x-ray luminosity of 10^{27-28} erg s $^{-1}$, unless it is extremely magnetically active (Stelzer et al. 2005). Berghöfer & Wendker (2000) analyzed ROSAT HRI observations of P Cygni and derived an upper limit for the flux which translates to $L_x \leq 8.4 \times 10^{30}$ erg s $^{-1}$ for its x-ray luminosity, adopting the more recent distance estimate of 1.7 kpc (Najarro et al. 1997a). Therefore the x-ray luminosity expected from the presence of the companion does not contradict observations. A more sensitive observations might indeed detect the x-ray luminosity of $L_x \sim 10^{29}$ erg s $^{-1}$ that my model predicts.

The spectra of P Cygni in the optical and near-IR show that the emission lines typically have broadening of ~ 200 km s $^{-1}$ (Najarro et al. 1997b). It is expected in my model, that radial velocity shift in spectral lines due to orbital motion would not be detected. Most of the spectral lines that are observed are emitted from the LBV, as it is much more luminous than the companion. For the orbital parameters and stellar masses that I suggest in this paper, the radial velocity of the LBV relative to the center of mass at periastron is $\simeq 70$ km s $^{-1}$. This maximal radial velocity is smaller than the broadening of the lines due to the LBV wind. In addition, the binary system might be inclined to our line of sight, so this velocity might be smaller even. During most of the orbit, the velocity is very small. According to the

model, presently the LBV reaches that velocity only once every 7 yrs. Therefore the probability of detecting radial velocity due to orbital motion in spectral lines is small for most of the orbit, but might be possible every 7 years, if the inclination angle is large enough. I therefore predict that a continuous 7 year long observation of pronounced lines may reveal a small doppler shift variation, close to the periastron passage. It is impossible at the moment to predict the exact time of periastron passage.

I thank my advisor Noam Soker for advising me in writing this paper. This research was supported by the Asher Fund for Space Research at the Technion, and the Israel Science Foundation.

REFERENCES

- Akashi, M., Soker, N., & Behar, E. 2006, ApJ, 644., 451
- Berghöfer, T.W. & Wendker, H.J. 2000, Astron. Nachr. 321, 249
- Eggleton, P. P. 1983, ApJ, 268, 368
- Eggleton, P. P. 2006, CUP, Evolutionary Processes in Binary and Multiple Stars
- El Eid, M. F. & Hartmann, D. H. 1993, ApJ, 404 271E
- de Groot, M. 1969, BAN, 20, 225
- de Groot, M. 1988, IrAJ, 18, 163
- Humphreys, R. M. & Davidson, K. 1994, PASP, 106, 1025
- Humphreys, R. M., Davidson, K. & Smith, N. 1999, PASP, 111, 1124
- Israelian, G., & de Groot, M. 1999, SSRv, 90, 493
- Kashi, A., Frankowski, A., & Soker, N. 2009, ApJL, in press (arXiv:0909.1909),
- Kashi, A., & Soker, N. 2009, preprint. (arXiv:0912.1439)
- Kippenhahn, R. & Weigert, A. 1990, Stellar Structure and Evolution, Springer-Verlag Berlin Heidelberg New York.
- Lamers, H. J. G. L. M. & de Groot, M. J. H. 1992, A&A, 257, 153
- Lamers, H. J. G. L. M., de Groot, M., Cassatella, A. 1983, A&A, 128, 299
- Najarro, F., Hillier, D. J. & Stahl, O. 1997a A&A, 326, 1117
- Najarro, F., Kudritzki, R. P., Hillier, D. J., Lamers, H. J. G. L. M., Voors, R. H. M., Morris, P. W. & Waters, L. B. F. M. 1997b, ASPC, 120, 105
- Nota, A., Livio, M., Clampin, M., & Schulte-Ladbeck, R. 1995, ApJ, 448, 788
- Pauldrach A. W. A. & Puls J. 1990, A&A, 237, 409
- Smith, N. & Hartigan, P. 2006, ApJ, 638, 1045
- Soker, N. 2001, MNRAS, 325, 584
- Stelzer, B., Flaccomio, E., Montmerle, T., Micela, G., Sciortino, S., Favata, F., Preibisch, T. & Feigelson, E. D. 2005, ApJS, 160, 557

This 2-column preprint was prepared with the AAS L^AT_EX macros v5.2.