

Observational signatures for depletion in the Spite plateau: solving the cosmological Li discrepancy?

Jorge Meléndez¹, Luca Casagrande², Iván Ramírez², Martin Asplund² and William J. Schuster³

¹Centro de Astrofísica, Universidade do Porto, Rua das Estrelas, 4150-762 Porto, Portugal
email: jorge@astro.up.pt

²Max-Planck-Institut für Astrophysik, Karl-Schwarzschild-Str. 1, Postfach 1317, D-85741 Garching, Germany

³Observatorio Astronómico Nacional, UNAM, Apartado Postal 877, Ensenada, BC, CP 22800, Mexico

Abstract. We present Li abundances for 73 stars in the metallicity range $-3.5 < [\text{Fe}/\text{H}] < -1.0$ using improved IRFM temperatures (Casagrande et al. 2010) with precise $E(B-V)$ values obtained mostly from interstellar Na I D lines, and high-quality equivalent widths ($\sigma_{EW} \sim 3\%$). At all metallicities we uncover a fine-structure in the Li abundances of Spite plateau stars, which we trace to Li depletion that depends on both metallicity and mass. Models including atomic diffusion and turbulent mixing seem to reproduce the observed Li depletion assuming a primordial Li abundance $A_{\text{Li}} = 2.64$ dex (MARCS models) or 2.72 (Kurucz overshooting models), in good agreement with current predictions ($A_{\text{Li}} = 2.72$) from standard BBN. We are currently expanding our sample to have a better coverage of different evolutionary stages at the high and low metallicity ends, in order to verify our findings.

Keywords. nucleosynthesis – cosmology: observations – stars: abundances – stars: Population II

1. Introduction

One of the most important discoveries in the study of the chemical composition of stars was made in 1982 by M. and F. Spite, who found an essentially constant Li abundance in warm metal-poor stars (Spite & Spite 1982), a result interpreted as a relic of primordial nucleosynthesis. Due to its cosmological significance, there have been many studies devoted to Li in metal-poor field stars (e.g. Meléndez & Ramírez 2004; Boesgaard et al. 2005; Charbonnel & Primas 2005; Nissen et al. 2005; Asplund et al. 2006; Bonifacio et al. 2007; Shi et al. 2007; Hosford et al. 2009; Aoki et al. 2009), with observed Li abundances at the lowest $[\text{Fe}/\text{H}]$ from as low as $A_{\text{Li}} = 1.94$ to as high as $A_{\text{Li}} = 2.37$.

Using the theory of big bang nucleosynthesis (BBN) and the baryon density obtained from WMAP data, a primordial Li abundance of $A_{\text{Li}} = 2.72^{+0.05}_{-0.06}$ is predicted (Cyburt et al. 2008), which is a factor of 2-6 times higher than the Li abundance inferred from halo stars. There have been many theoretical studies on non-standard BBN trying to explain the cosmological Li discrepancy by exploring the frontiers of new physics (e.g. Coc et al. 2009; Jedamzik & Pospelov 2009; Kohri & Santoso 2009). Alternatively, the Li problem could be explained by a reduction of the original Li stellar abundance due to internal processes (i.e., by stellar depletion). In particular, stellar models including atomic diffusion and mixing can deplete a significant fraction of the initial Li content (e.g., Richard et al. 2005; Korn et al. 2006; Lind et al. 2009).

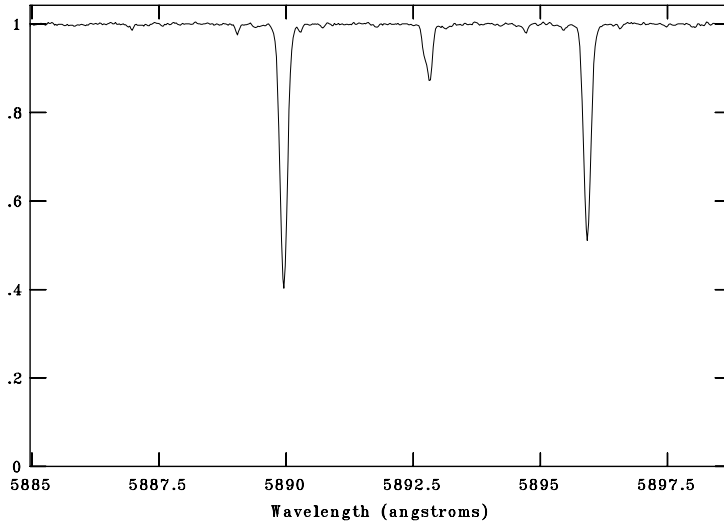


Figure 1. Keck HIRES spectrum around the NaD lines for the nearby (57 pc) metal-poor ($[\text{Fe}/\text{H}] = -2.4$) star HD 140283. The only stellar lines that can be easily seen are NaD (the two strongest features) and a blend of NiII/FeI around 589.3nm. The other features are mostly due to weak telluric water vapor lines. From the absence of IS NaD lines we infer $E(\text{B}-\text{V}) = 0.000$ for this star, although small amounts of reddening (at the level of 0.001 magnitudes) can not be excluded

Due to the uncertainties in the Li abundances and to the limited samples available, only limited comparisons of models of Li depletion with stars in a broad range of mass and metallicities have been performed. We are performing such a study (Meléndez et al. 2010), achieving errors in Li abundance lower than 0.035 dex, for a large sample of metal-poor stars ($-3.5 < [\text{Fe}/\text{H}] < -1.0$), for the first time with precisely determined T_{eff} (Casagrande et al. 2010) and masses in a relatively broad mass range (0.6-0.9 M_{\odot}).

Our new temperature scale (Casagrande et al. 2010) is highly accurate, since it has been calibrated using solar twins (Meléndez et al. 2009; Ramírez et al. 2009), and it has also been tested using stellar diameters and absolute flux spectra (Casagrande et al. 2010). Our temperatures are also very precise because for most stars the interstellar (IS) NaI D lines were used in the determination of $E(\text{B}-\text{V})$ (see e.g. Ramírez et al. 2006), implying thus in relatively low errors in our IRFM effective temperatures. An example of a nearby halo star (HD 140283) showing no detectable IS NaD lines ($E(\text{B}-\text{V}) = 0.00$) is presented in Fig. 1.

2. Li depletion in Spite plateau stars

Our work shows that Li is depleted in Spite plateau stars (Fig. 2). The spread of the Spite plateau at any metallicity is much larger than the error bar, as can be clearly seen in Fig. 2. Also, there is a correlation between Li and stellar mass at any probed metallicity (Fig. 3), showing thus that Li has been depleted in Spite plateau stars at any metallicity. In Fig. 3 we confront the stellar evolution predictions of Richard et al. (2005) with our inferred stellar masses and Li abundances. The models include the effects of atomic diffusion, radiative acceleration and gravitational settling but moderated by a parametrized turbulent mixing. The agreement is very good when adopting a turbulent model of T6.25 and an initial $A_{\text{Li}} = 2.64$. The stellar NLTE Li abundances used above

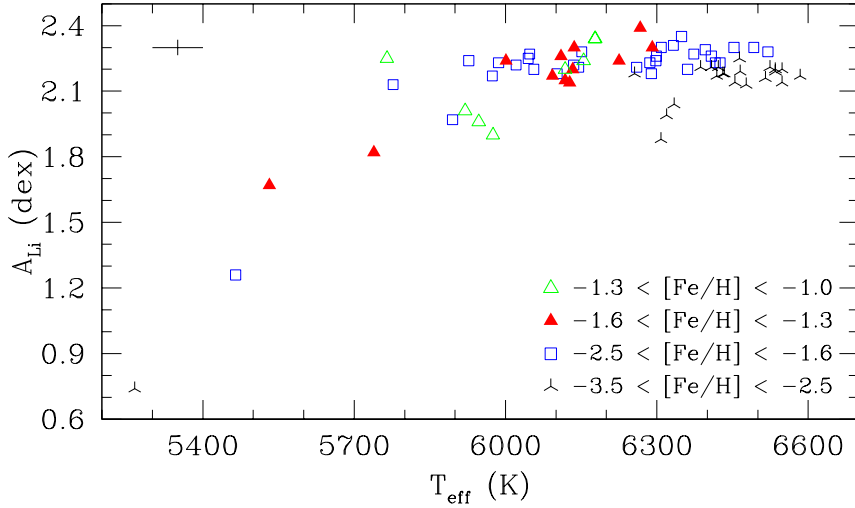


Figure 2. Li abundances vs. T_{eff} for our sample of metal-poor stars in different metallicity ranges. The spread at any given metallicity is much larger than the error bar. Figure taken from Meléndez et al. (2010)

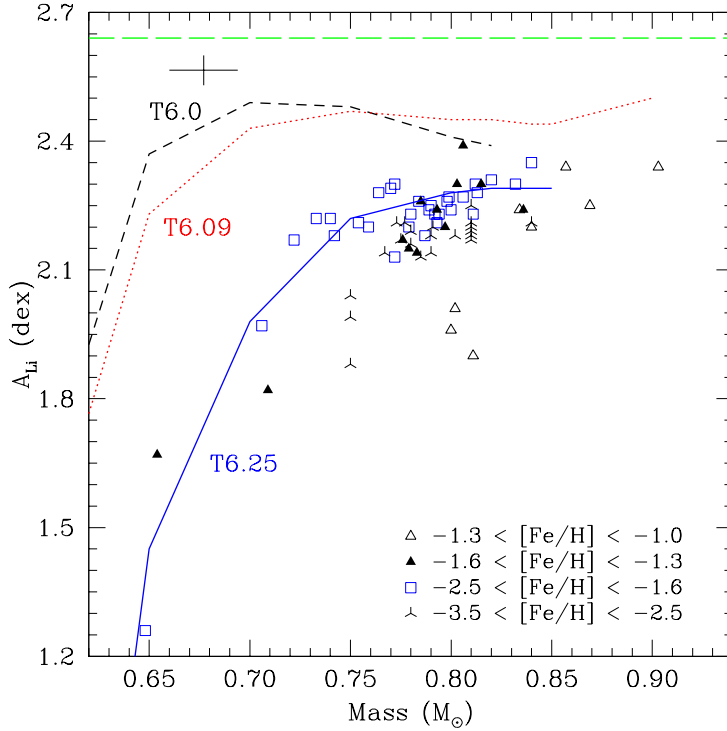


Figure 3. Li abundances as a function of stellar mass in different metallicity ranges. Models at $[\text{Fe}/\text{H}] = -2.3$ including diffusion and T6.0 (short dashed line), T6.09 (dotted line) and T6.25 (solid line) turbulence (Richard et al. 2005) are shown. The models have been rescaled to an initial $A_{\text{Li}}=2.64$ (long dashed line). Figure taken from Meléndez et al. (2010)

were obtained with the latest MARCS models (Gustafsson et al. 2008), but if we use instead the Kurucz convective overshooting models, then the required initial abundance to explain our data would be $A_{\text{Li}} = 2.72$.

Our results imply that the Li abundances observed in Li plateau stars have been depleted from their original values and therefore do not represent the primordial Li abundance (see also Korn et al. 2006 and Lind et al. 2009 for additional signatures of Li depletion in stars of the globular cluster NGC 6397). It appears that the observed Li abundances in metal-poor stars can be reasonably well reconciled with the predictions from standard Big Bang nucleosynthesis (e.g. Cyburt et al. 2008) by means of more realistic stellar evolution models that include Li depletion through diffusion and turbulent mixing (Richard et al. 2005). We caution however, that, although encouraging, our results should not be viewed as proof of the correctness of the Richard et al. models until the free parameters required for the stellar modeling are better understood from basic physical principles. In this context, new physics should not be discarded yet as a solution of the cosmological Li discrepancy, as perhaps the low Li-7 abundances in metal-poor stars might be a signature of supersymmetric particles in the early universe, which could also explain the Li-6 detections in metal-poor stars (e.g. Asplund et al. 2006; Asplund & Meléndez 2008).

We are expanding our sample to have a better coverage of different evolutionary stages at all metallicities. Our expanded sample (Meléndez et al. 2010) will allow us to verify if the Li plateau is indeed depleted at low and high metallicities.

References

- Aoki, W. et al. 2009, *ApJ*, 698, 1803
 Asplund, M., Lambert, D. L., Nissen, P. E., Primas, F., & Smith, V. V. 2006, *ApJ*, 644, 229
 Asplund, M., & Meléndez, J. 2008, *First Stars III*, 990, 342
 Boesgaard, A. M., Stephens, A., & Deliyannis, C. P. 2005, *ApJ*, 633, 398
 Bonifacio, P., et al. 2007, *A&A*, 462, 851
 Casagrande, L., Ramírez, I., Meléndez, J., Bessell, M. & Asplund, M. 2010, *A&A*, submitted
 Charbonnel, C., & Primas, F. 2005, *A&A*, 442, 961
 Coc, A., Olive, K. A., Uzan, J.-P., & Vangioni, E. 2009, *Phys. Rev. D.*, 79, 103512
 Cyburt, R. H., Fields, B. D., & Olive, K. A. 2008, *J. Cosmology & Astro-Particle Phys.*, 11, 12
 Gustafsson, B., Edvardsson, B., Eriksson, K. et al. 2008, *A&A*, 486, 951
 Hosford, A., Ryan, S. G., García Pérez, A. E., Norris, J. E., & Olive, K. A. 2009, *A&A*, 493, 601
 Jedamzik, K., & Pospelov, M. 2009, *New Journal of Physics*, 11, 105028
 Kohri, K., & Santoso, Y. 2009, *Phys. Rev. D.*, 79, 043514
 Korn, A. J., et al. 2006, *Nature*, 442, 657
 Lind, K., Primas, F., Charbonnel, C., Grundahl, F., & Asplund, M. 2009, *A&A*, 503, 545
 Meléndez, J. & Ramírez, I. 2004, *ApJ* (Letters), 615, L33
 Meléndez, J., Asplund, M., Gustafsson, B., & Yong, D. 2009, *ApJ* (Letters), 704, L66
 Meléndez, J., Casagrande, L., Ramírez, I., Asplund, M. 2010, & W. J. Schuster *A&A*, submitted
 Nissen, P. E., Akerman, C., Asplund, M., Fabbian, D., & Pettini, M. 2005, *From Lithium to Uranium: Elemental Tracers of Early Cosmic Evolution*, *IAU Symp.*, 228, 101
 Ramírez, I., Allende Prieto, C., Redfield, S., & Lambert, D. L. 2006, *A&A*, 459, 613
 Ramírez, I., Meléndez, J., & Asplund, M. 2009, *A&A*, 508, L17
 Richard, O., Michaud, G., & Richer, J. 2005, *ApJ*, 619, 538
 Shi, J. R., Gehren, T., Zhang, H. W., Zeng, J. L., & Zhao, G. 2007, *A&A*, 465, 587
 Spite, F., & Spite, M. 1982, *A&A*, 115, 357