

Networked buffering: a basic mechanism for distributed robustness in complex adaptive systems

James Whitacre^{a*} and Axel Bender^b

^a School of Computer Science, University of Birmingham, Edgbaston, UK

^b Land Operations Division, Defence Science and Technology Organisation; Edinburgh, Australia

*To whom correspondence should be addressed. E-mail: j.m.whitacre@cs.bham.ac.uk

1. Abstract

Here we propose a generic mechanism – *networked buffering* – for generating robust traits in complex systems that requires two basic conditions to be satisfied: 1) agents are versatile enough to perform more than one single functional role within a system and 2) agents are degenerate, i.e. there exists partial overlap in the functional capabilities of agents. Given these prerequisites, degenerate systems can readily produce a distributed systemic response to local perturbations. Reciprocally, excess resources related to a single function can indirectly support multiple unrelated functions within a degenerate system. In models of genome:proteome mappings for which distributed decision-making and modularity of genetic functions are assumed, we verify that such distributed compensatory effects cause enhanced robustness of system traits. The conditions needed to achieve the networked buffering behavior are not demanding or rare, leading us to conjecture that degeneracy may fundamentally underpin distributed robustness within several biological systems. We further argue that degenerate forms of distributed robustness may readily arise in other disciplines. For instance, it may allow for new insights into systems engineering and planning activities that occur under high uncertainty. We also speculate that the proposed hypothesis helps to explain recent developments in understanding the origins of resilience within complex ecosystems.

Keywords: functional redundancy, biological degeneracy, distributed robustness, complex adaptive systems, functional plasticity, ecological resilience, complex systems engineering, weak links, phenotypic plasticity, canalization, genetic buffering, mutational robustness

2. Introduction

Robustness reflects an insensitivity in some functionality or measured state of a system when exposed to a set of external environments or internal conditions. Robustness is observed whenever there exists a sufficient repertoire of actions to counter perturbations (Ashby’s law of requisite variety, [1]) and when a system “knows” what actions to take for each situation (requisite knowledge, [2]). In many of the complex adaptive systems (CAS)¹ discussed in this paper, the actions of agents that make up the system are based on interactions with a local environment, making these two requirements for robust behavior interrelated. When robustness is observed in such CAS, we generally refer to the system as being self-organized, i.e. stable properties spontaneously emerge without invoking centralized routines for matching actions and circumstances.

Many mechanisms that lead to robust properties have been distilled from the myriad contexts in which CAS, and particularly biological systems, are found [5] [6] [7] [8] [9] [10] [11] [12] [13] [14] [15] [16] [17] [18] [19] [20] [21] [22] [23]. For instance, robustness can form from loosely coupled feedback motifs in gene regulatory networks, from saturation effects that occur at high levels of flux in metabolic reactions, from spatial and temporal modularity in protein folding, from the functional redundancy in genes and metabolic pathways [24] [25], and from the stochasticity of dynamics occurring during multi-cellular development [26] or within a single cell’s interactome [27].²

Although the mechanisms that lead to robustness are many and diverse, subtle commonalities can be found. Many mechanisms that contribute to stability act by responding to perturbations through local competitive interactions that appear cooperative at a higher level. A system’s actions are rarely deterministically bijective (i.e. characterized by a one-to-one

¹ As described by Holland, a CAS is a network of locally situated agents (which may represent cells, species, individuals, firms, nations,...), concurrently responding to the actions of others. The control of a CAS tends to be predominantly decentralized. Coherent behavior in the system generally arises from competition and cooperation between agents. System traits or properties are the result of many decisions made every moment by many individual agents [3] [4].

² Stochasticity enhances robustness but is not technically a mechanism for achieving it. Over time, stochasticity forces the states and structures of a system towards paths that are less sensitive to natural fluctuations and this provides “robustness for free” to any other congruent perturbations that were not previously observed.

mapping between perturbation and response) and instead proceed through a concurrent stochastic process that in some circumstances is described as exploratory behavior [28].

This paper presents a new basic mechanism for achieving distributed robustness. In the following, we speculate that this robustness may readily arise in many different systems comprising degenerate agents and that it is intimately related to several of the mechanisms for achieving the type of robustness that we just described. The novel contributions that we make in this paper are as follows:

1. A *networked buffering hypothesis* is articulated which states that systemic buffering can emerge when the compensatory effects of degenerate agents are realized over many iterations of conditionally-activated interactions.
2. This hypothesis is verified in the context of a class of models that describe genome:proteome mappings.

In the next section we summarize commonly known mechanisms of how diversity and degeneracy contribute to robustness of system traits. We then present a mechanism that describes how a system of degenerate agents can create a widespread and comprehensive compensatory response to perturbations – the networked buffering hypothesis (Section 4). In Section 5 we provide evidence for the realisation of this hypothesis. We particularly describe the results of simulations that demonstrate that distributed robustness emerges from networked buffering in models of genome:proteome mappings. In Section 6 we discuss the importance of this type of buffering in natural and human-made CAS, before we conclude in Section 7. Two appendices (“Boxes”) supplement the content of the main body of this paper. In Box 1 we provide some detailed definitions for (and discriminations of) the concepts of degeneracy, redundancy and partial redundancy; and in Box 2 we give background materials on degeneracy in biotic and abiotic systems.

3. Robustness through Diversity and Degeneracy

Degeneracy refers to conditions where there is a partial overlap in the functionalities of agents in a system. This means there are conditions where agents may be compensatory or functionally interchangeable. However, there are also conditions where the same agents are neither. Although degeneracy has at times been described as partial redundancy, these terms are often used with different meanings as we explain in [Box 1](#).

On the surface, having similarities in the functions of agents provides robustness through a process that is intuitive and simple to understand. In particular, if there are many agents in a system that perform a particular service then the loss of one agent can be compensated for by others. The advantage of having diversity amongst functionally similar agents (i.e. only a partial structural and functional similarity) is also straightforward to see. If agents are somewhat different, they can exhibit different vulnerabilities: a perturbation or attack on the system is less likely to present a risk to all agents at once. This reasoning reflects common perceptions about the value of diversity in many contexts where CAS are found. For instance, it is analogous to what is described as response diversity in ecosystems [29] and it is conceptually similar to the advantages from ensemble approaches in machine learning or the use of diverse problem solvers in decision making [30]. In short, diversity is commonly viewed as advantageous because it can help a system to consistently reach and sustain desirable settings for a single system property by providing multiple distinct paths to a particular state. In accordance with this thinking, examples from many biological contexts have been given that illustrate degeneracy’s positive influence on the stability of a single trait, e.g. see [Box 2](#). Although this view of diversity is conceptually and practically useful, it is also simplistic and we believe insufficient for understanding how common types of diversity such as degeneracy can influence the robustness of system traits.

CAS are often made up of agents that influence the stability of more than just a single trait due to agents having a repertoire of functional capabilities. For instance, gene products act as versatile building blocks that form complexes with many distinct targets. These complexes often have unique and non-trivial consequences inside or outside the cell. In the immune system, each antigen receptor can bind with (i.e. recognize) many different ligands and each antigen is recognized by many receptors [31] [32]; a feature that has recently been integrated into some artificial immune system models, e.g. [33] [34] [35]. In gene regulation, each transcription factor can influence the expression of several different genes with distinct phenotypic effects. Within an entirely different domain, people in organizations are versatile in the sense that they can take on distinct roles depending on who they are collaborating with and the current challenges confronting their team. More generally, the function an agent performs often depends on the context in which it finds itself. By context, we are referring to the internal states of an agent and the demands or constraints placed on the agent by its environment. As illustrated further in [Box 2](#), this contextual nature of an agent’s function is a common feature of many biotic and abiotic systems and it is referred to hereafter as *functional plasticity*.³ When viewed from a system perspective (e.g. an entire organism) instead of a component, this is also referred to as phenotypic plasticity [36] [37] [38] [39] [22].

³ In addition to inheritance, functional plasticity is an important differentiating factor between most complex systems and complex adaptive systems.

Because agents are generally limited in the number of functions they are able to perform over a period of time, tradeoffs naturally arise in the functions an agent performs in practice. These tradeoffs represent one of several causes of trait interdependence and they obscure the process by which diverse agents influence the stability of single traits. A second complicating factor is the ubiquitous presence of degeneracy. While one of an agent's functions may overlap with a particular set of agents in the system, another of its functions may overlap with an entirely distinct set of agents. Thus functionally related agents can have additional compensatory effects that are differentially related to other agents in the system. The resulting web of conditionally related compensatory effects further complicates the ways in which diverse agents contribute to the stability of individual traits with subsequent effects on overall system robustness.

4. Networked Buffering Hypothesis

One aim of this paper is to show that when degeneracy and functional plasticity are present, narrowly focusing on the robustness of a single trait fails to account for more systemic buffering that might emerge when the compensatory effects of degenerate agents are realized over many iterations of conditionally-activated interactions. We organize these arguments around what we call the *networked buffering hypothesis* (NBH). The central tenets of our hypothesis are conceptually simple enough to explain using the diagrams in Figure 1.

First, consider a system comprising a set of multi-functional agents. Each agent performs a finite number of tasks where the types of tasks performed are constrained by an agent's capabilities and the availability of tasks. In the diagrams in Figure 1, each agent is depicted by a pair of connected nodes. These node pairs represent two distinct tasks that an agent can perform. A task that an agent currently performs is indicated by a dark node, while a task that is not actively performed is represented by a light node. An agent is able to switch its attention from performing one task to another; this switch is represented by a large arrow with switch symbol. Nodes have been grouped into clusters to indicate functional similarity amongst agents. For instance, agents with nodes occupying the same cluster are said to be similar with respect to that task type. To be clear, task similarity implies that either agent can adequately perform a task of that type making them roughly interchangeable with respect to that task. In Figure 1d, we show what we call 'pure redundancy' or simply 'redundancy': similar agents are always functionally identical across all task types. In all other panels of Figure 1, similarities between agents only arise in a single task type meaning these agents have a partial similarity or 'degeneracy'.

Important differences in both the scale and the mechanisms for achieving robustness can be expected between the degenerate and redundant system classes. In Figure 1b, if more (agent) resources are needed in the bottom task group and excess resources are available in the top task group, then degeneracy between agents can allow agent resources to be reallocated from tasks where they are in excess to tasks where they are needed. This occurs through a sequence of context-driven role reassignments as implied by the large arrows with switch symbol in the diagram – a process that is autonomous so long as agents are driven to complete unfulfilled tasks matching their functional repertoire.

Figure 1b illustrates a basic process by which resources related to one type of function can support unrelated functions. This is an easy to recognize feature that can occur within each of the different system types listed in Table 1 **Error! Reference source not found.** In fact, conditional interoperability is so common within some domains that many domain experts would view this as an entirely unremarkable feature. What is not commonly appreciated however is that the number of distinct paths by which reallocation of resources is possible can potentially be enormous in highly degenerate systems, depending on where resources are needed and where they are in excess (see additional arrows in Figure 1c). Conversely, this also implies that it is theoretically possible for excess agent resources related to one task to indirectly support an enormous number of other tasks, thereby increasing the effective versatility of any single buffer (seen if we reversed the flow of arrows in Figure 1c). Moreover, because buffers in a degenerate system are partially related, the stability of any trait is potentially the result of a distributed response within the system. For instance, resource availability can arise through an aggregated response from several of the paths shown in Figure 1c. Although interoperability of agents may be localized, at the system level extra resources can offer huge reconfiguration opportunities.

These basic attributes are not feasible in systems composed of purely redundant agents (Figure 1d). Without a partial overlap in capabilities, agents in the same functional groups can only support each other and, conversely, excess resources cannot support unrelated tasks outside the group. Buffers are thus localized. In the particular example illustrated in Figure 1d, agent resources are always tied to one of two types of tasks. Although this ensures certain levels of resources will always remain available within a given group, it also means they are far less likely to be utilized when resource requirements vary, thereby reducing resource efficiency. In other words, resource buffers in purely redundant systems are isolated from each other, limiting how versatile the system can be in reconfiguring these resources. In fact, every type of variability in task requirements needs a matching realization of redundancies. If broad reconfigurations are required (e.g. due to a volatile environment) then these limitations will adversely affect system robustness. Although such statements are not surprising and follow directly from the diagrams in Figure 1, they are not trivial either because the sum of agent capabilities within the redundant and degenerate systems are identical.

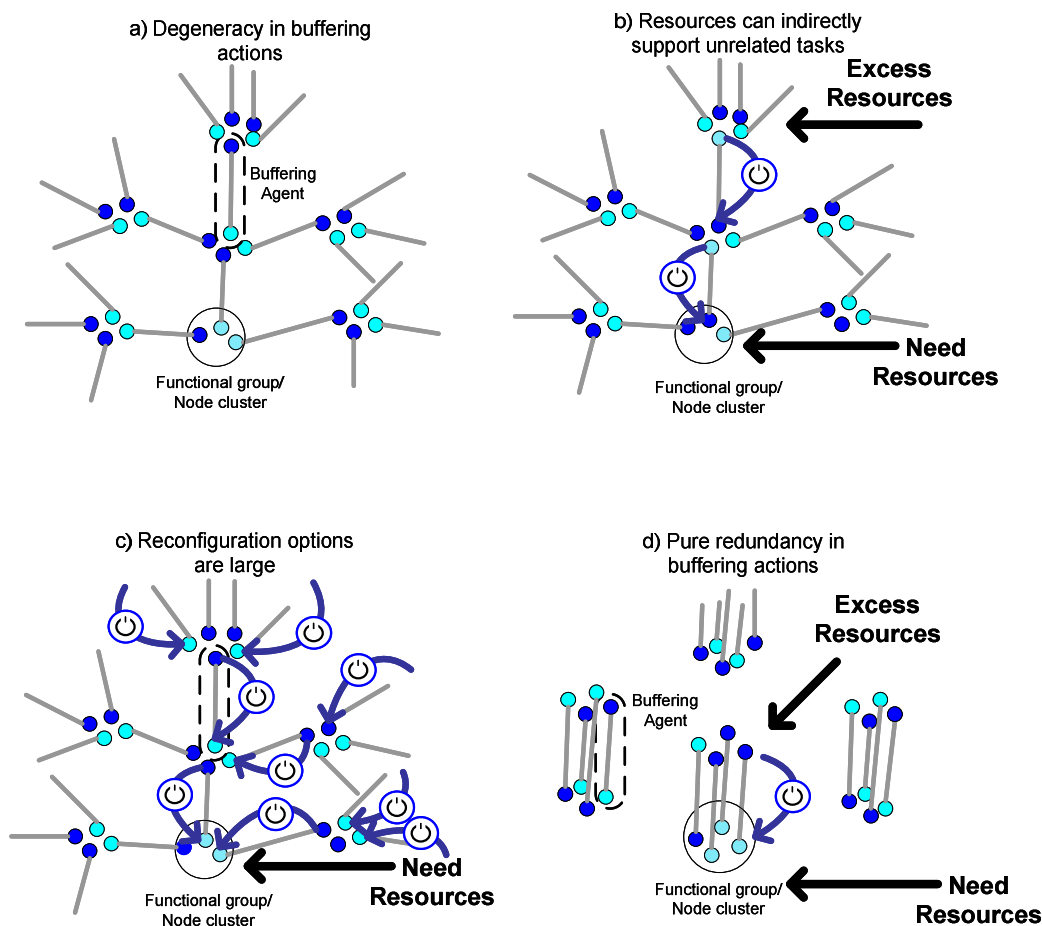


Figure 1: Conceptual models of a buffering network. a) Degeneracy in multi-functional agents; b) pathway for reconfiguring resources; c) reconfiguration options are potentially large; and, d) redundant system buffers cannot support broad resource reconfiguration options.

5. Evidence in Support of NBH

There is a long-standing interest in the origins of robustness and resilience within CAS in general and biological systems in particular [40] [41] [42] [43] [44] [45] [46] [47] [48] [49] [50] [51] [52] [53] [54] [55] [56]. Although considerable progress has been made in understanding constraint/deconstraint processes in biology [28], a full account of biological robustness remains elusive. The extent to which degeneracy can fill this knowledge gap is unknown, however we outline several reasons why degeneracy might play a vital role in facilitating biological robustness.

The omnipresence of degeneracy in biological CAS

Stability under *moderately* variable conditions (i.e. modest internal or external changes to the system) is a defining attribute of biology at all scales [49] [57].⁴ Any mechanism that broadly contributes to such stability must be as ubiquitous as the robust traits it accounts for. Although many mechanisms studied in the literature (such as those mentioned in the Introduction) are broadly observed, few are as pervasive as degeneracy. In fact, degeneracy is readily seen throughout molecular, genetic, cellular, and population levels in biology [25] and it is a defining attribute of many communication and signalling systems in the body including those involved in development, immune systems, and the nervous system [25] [58] [31, 59]. As described in [Box 2](#), degeneracy is also readily observed in other complex adaptive systems including human organizations, complex systems engineering, and ecosystems.

⁴ Our emphasis on robustness towards small changes is an acknowledgement of the contingency of robustness that is observed in probably all CAS, e.g. the niches of individual species. By mentioning robustness to different classes of perturbation, this is not meant to imply robustness measurements are not affected by the type of perturbation, but instead reflects our belief that the mechanistic basis by which robustness is achieved is similar in both cases, i.e. there is a common cause of canalization [49].

If degeneracy broadly accounts for biological robustness then it should be intimately related to many mechanisms discussed in the literature. One prominent example where this occurs is the relationship between degeneracy and feedback regulation. For example, regulation in metabolic reactions and gene expression involves control over the sequences of interactions that occur in the 'omic' network. This control is often enacted by a process of competitive exclusion within the first interaction step in a pathway (e.g. first metabolite in a reaction pathway or the initial binding of RNA polymerase prior to gene transcription). Except in the case where competition occurs amongst identical molecules, this inhibition-based regulatory process is only possible from degeneracy in the affinity of molecular species.

If degeneracy were absent then the regulatory processes in biology would be highly fragile to genetic and environmental perturbations. In particular, only one type of molecular species could be responsible for each type of control action, and the removal of that species could not be directly compensated for by others. Under these conditions, change in function mutations to non-redundant protein-coding genes would most likely result in changes to one or more traits. In other words, mutational robustness would be greatly reduced and cryptic genetic variation would not be observed in natural populations.

Degenerate robustness through local and distributed responses

More than half of all mutational robustness in genes is believed to be the result of distributed actions and not genetic redundancy [6]. Although a similar analysis of the origins of robustness has not taken place for other biological contexts, there is plenty of anecdotal evidence to support the claim that both local functional redundancy and distributed forms of robustness are prevalent in biology.

Degeneracy may play a prominent role in both sources of robustness. Edelman and Gally have already presented considerable evidence of degeneracy's positive influence on single trait stability through localized compensatory effects, or what is more often described as functional redundancy [25]. On the other hand, our principal claim in this paper is that degeneracy can also contribute to systemic forms of robustness through distributed compensatory actions.

To begin evaluating these claims, we investigate the sources of robustness (localized and distributed) in degenerate models of genome:proteome (G:P) mappings that were previously studied in [60]. In the model, we consider protein-coding genes that express a single protein (no alternate splicing). Each protein has two regions that allow it to form complexes with any ligands that have a strong affinity to one of those regions. These models assume entirely distributed decision making but where each protein is presented with the same ligand concentrations (well-mixed conditions) and trait contributions are additive. It also assumes that genetic functions are modular (c.f. [61]) such that there are little or no restrictions in what types of functions can be co-expressed in a single gene or represented in a single protein (See [60] for complete details).⁵

In the previous study (Figure 2a), degenerate systems were found to be more robust than purely redundant ones, with the difference becoming larger between the system classes as they were subjected to increasingly larger perturbations, i.e. loss of function mutations. The same study also measured the number of distinct null mutation combinations under which a system could remain viable (defined in that study as *versatility*) and found that degenerate systems were also more robust with respect to this measurement. Importantly, this robustness improvement became more pronounced as the size of the systems increased (Figure 2b). With the sum of functional capabilities kept identical between the degenerate and redundant system classes, it follows that the observed differences in robustness were a consequence of different organizational properties of the gene products.

Here, we show that this enhanced robustness originates from distributed compensatory effects in the degenerate systems. First, in Figure 2d we repeat the experiments used to derive the results in Figure 2b, except in this case each system only responds to perturbations through local actions. More precisely, only genes that share some functional similarity to the mutated gene are permitted to change their behavior and thus participate in the system's response to that mutation. Changes to genes (state changes) are reflected by the time spent in interactions between gene products and target ligands. By adding this constraint to the simulation, it eliminates any possibility that distributed compensatory pathways can be active in either system.

⁵ In a forthcoming paper we provide evidence that the findings in [60] J. M. Whitacre and A. Bender, "Degeneracy: a design principle for achieving robustness and evolvability," *Journal of Theoretical Biology*, (accepted Nov, '09), 2009. are typically not affected by the inclusion of constraints on the functional combinations allowed within a single gene

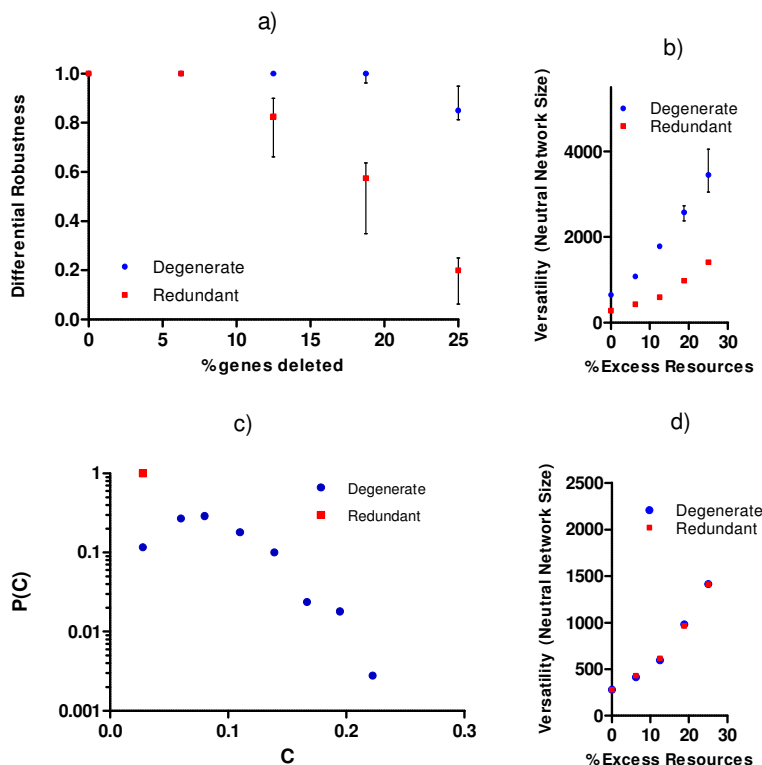


Figure 2: Local and distributed sources of robustness in redundant and degenerate genome:proteome models. a) Differential robustness is measured as the proportion of (mutated) conditions where the system phenotype remains unchanged versus number of null mutations. **b)** Versatility-robustness is measured as the number of null mutation combinations (“neutral network size”) where the phenotype remains unchanged for different levels of initial excess gene product resources, i.e. different system sizes. Results shown in panels a-b are taken from [60]. **c)** Frequency distribution (of panel b experiments with %excess resources = 0) for the number of distinct gene products that change their function. **d)** Versatility results when gene products can only change their functional contribution immediately after a perturbation.

The robustness of the purely redundant systems is found to remain unchanged compared with the results in Figure 2b while the robustness of degenerate systems degraded to values that are undistinguishable from the redundant system results. Comparing the two sets of experiments, we find that roughly half of the total robustness that is observable in the degenerate genome:proteome models in [60] originates from non-local effects.

As further evidence of distributed robustness in degenerate G:P mappings, we use the same conditions as in Figure 2b except now we systematically introduce single loss of function mutations and record the number of distinct gene products that change state. In the probability distributions in Figure 2c, the redundant systems display localized responses as expected while the degenerate systems respond to a disturbance with both small and large numbers of distinct gene products.

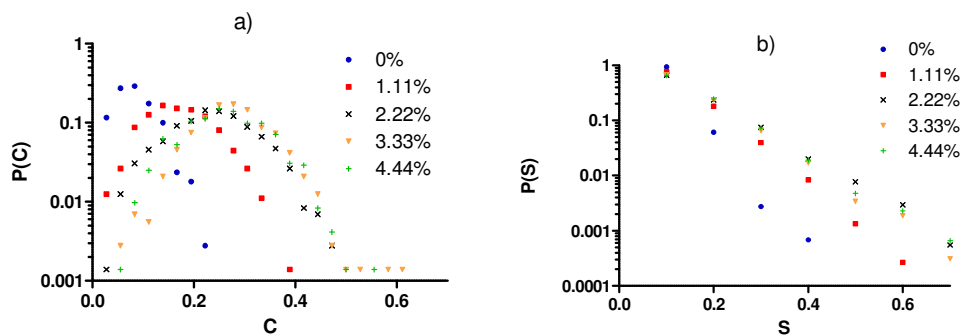


Figure 3 Probability distributions for a) the proportion of distinct gene products that that change state (C) and b) the magnitude of change in gene products (S). Experiments are shown for degenerate G:P mappings using the same conditions as in Figure 2b, but with the following modifications: 1) perturbations to the system are of single null mutations only and 2) systems are initialized with different amounts of excess resources (% excess indicated by data set label).

As small amounts of excess resources are added to degenerate systems (Figure 3a), single null mutations tend to invoke responses in a larger number of distinct gene products while robustly maintaining system traits, i.e. system responses become more distributed while remaining phenotypically cryptic. In measuring the magnitude of state changes for individual gene products, we find the vast majority of changes occurring are consistently small across experiments, although larger state changes become increasingly likely when excess resources are introduced (Figure 3b). The effect from adding excess resources saturates quickly and shows little additional influence on system properties (C and S) for excess resources $> 2\%$.

Individually varying other parameters of the model such as the maximum rate of gene expression [2, 30], the size of the genetic system [10, 100], or the level of gene multi-functionality [2, 4] did not alter the basic findings reported here. Thus for the degenerate G:P mappings studied in [60], we find that distributed responses play an important role in conferring mutational robustness towards single null mutations. Although experimental conditions differ in some respects from the analysis of single gene knockouts in *Saccharomyces cerevisiae* [6], both studies find evidence that the mutational robustness of genetic systems is predominantly a consequence of distributed effects: a finding that is similar to observations of robustness in the more specific case of metabolic networks [15].

The robustness we report in our experiments only considers loss of function mutations. However, as also seen in [57], similar relationships between degeneracy and distributed robustness were observed in experiments when we evaluated robustness to small environmental perturbations, e.g. changes to ligand concentrations. This is suggestive not only of congruency in the robustness towards distinct classes of perturbations [40], but also that distributed robustness is conferred in this model through the same mechanistic process, i.e. a common source of biological canalization as proposed in [49].

6. Discussion

Systems engineering

The redundancy model in Figure 1d reflects a logical decomposition of structure that is encouraged in most human planning/design activities, e.g. [62] [63] [64]. While there are many circumstances where redundancy is beneficial, there are others where we now anticipate it will be detrimental. Redundancy can afford economies of scale and provide transparency, which can allow a system to be more amenable to manipulation by bounded rational managers (cf [65] [66] [67]). When systems or subsystems operate within a predictable environment with few degrees of freedom, redundancy/decomposition design principles have proven to be efficient AND effective. However, when variability in conditions is hard to predict and occurs unexpectedly, purely redundant and decomposable system architectures may not provide sub-systems with the flexibility necessary to adapt and prevent larger systemic failures. Under these circumstances, we propose that networked buffering from degeneracy can improve system stability. We are currently involved in a project that is exploring these ideas in the context of algorithm design [68] [69] and strategic planning [69] [70] and we have now accumulated some evidence (to be published in a forthcoming paper) that networked buffering is likely a relevant attribute for some systems engineering contexts.

Weak Links in complex networks

Within fluid markets, social systems, and each of the particular examples listed in Table 1 **Error! Reference source not found.**, one will find systems comprising functionally plastic degenerate components that operate within a dynamic and sometimes uncertain world. From a system level perspective, we have argued that the ability of these same agents to be functionally compensatory over distinct function classes will lead to the emergence of networked buffering. However that does not mean that this behavior is always easy to detect. When agents are functionally plastic, they tend to interact with many distinct component types. This behavior causes individual interaction strengths to appear weak when they are systematically evaluated using time-averaged measurements, e.g. see [71]. As we elaborate on in [72], commonly accepted forms of experimental bias tend to overlook weak interactions in the characterization and analysis of CAS networks. Yet there is a growing number of examples (e.g. in social networks and proteomes) where these same weak links contribute substantially to distributed robustness and similar properties such as system coherence [73] [74]. Particularly in the case of social networks, degenerate weak links help to establish communication channels amongst cliques and support cohesion within the social fabric through processes that mirror the basic principles outlined in NBH, e.g. see [73] [74].

Ecosystem Resilience

In a world undergoing regional environmental regime shifts brought about from changes in the global climate, it is becoming increasingly important to understand what enables ecosystems to be resilient. Ecology theory and decades of simulation experiments have concluded that increasing complexity (increasing number of species, number of species interactions) should destabilize an ecosystem, while empirical evidence suggests complexity and robustness are positively correlated. In an important breakthrough study, Kondoh [75] has demonstrated that this paradox is resolved in models when two general conditions are observed: i) species are functionally plastic in resource consumption; what is referred to in the study as adaptive foraging and ii) potential connectivity in the food web is high. However, because higher connectivity increases degeneracy between functionally plastic species, these requirements act to satisfy the two conditions we have set out for the emergence of networked buffering. Thus we speculate that the findings of Kondoh's study provide the first direct evidence that degeneracy and functional plasticity contribute to the robustness of complex ecosystems. Other recent studies

have found evidence that including degeneracy within ecosystem models results in unexpected non-localized communication in ecosystem dynamics [76]. We propose that these non-local effects are an example of the basic communication properties that can arise through networked buffering.

Despite rich domain differences, we contend there are similarities in how the organizational properties of CAS facilitate flexibility and resilience within a volatile environment. However, while the potential advantages from networked buffering are in some cases obvious, our intention here is not to make broad claims about the adaptive significance of this robustness or to imply selective explanations for the ubiquity of degeneracy within all of the systems discussed in this article. Much degeneracy is likely to be passively acquired in nature (e.g. see [72]) and moreover, there are instances where trait stability is not beneficial. For instance, illustrative examples of mal-adaptive robustness in biological and abiotic contexts are given in [77] [78] [79].

7. Conclusions

This paper introduces what is argued to be a new mechanism for generating robustness in complex adaptive systems that arises due to a partial overlap in the functional roles of multi-functional agents; a system property also known in biology as degeneracy. There are many biological examples where degeneracy is already known to provide robustness through the local actions of functionally redundant components. Here however we have presented a conceptual model showing how degenerate agents can readily form a buffering network whereby agents can indirectly support many functionally dissimilar tasks. These distributed compensatory effects result in greater versatility and robustness: characteristics with obvious relevance to systems operating in highly variable environments.

Recent studies of genome-proteome models have found degenerate systems to be exceptionally robust in comparison to those without degeneracy. Expanding on these results, we have tested some of the claims of the buffering network hypothesis and determined that the enhanced robustness within these degenerate genome:proteome mappings is in fact a consequence of distributed (non-local) compensatory effects that are not observable when robustness is achieved using only pure redundancy. Moreover, the proportion of local versus non-local sources of robustness within the degenerate models shows little sensitivity to scaling and appears compatible with biological data on mutational robustness.

Box 1: Degeneracy, Redundancy, and Partial Redundancy

Redundancy and degeneracy are two system properties that contribute to the robustness of biological systems [25] [6]. Redundancy is an easily recognizable property that is prevalent in both biological and man-made systems. Here, redundancy means ‘redundancy of parts’ and refers to the coexistence of identical components with identical functionality (i.e. the components are isomorphic and isofunctional). In information theory, redundancy refers to the repetition of messages, which is important for reducing transmission errors. Redundancy is also a common feature of engineered or planned systems where it provides robustness against variations of a very specific type (‘more of the same’ variations). For example, redundant parts can substitute for others that malfunction or fail, or augment output when demand for a particular output increases.

Degeneracy differs from pure redundancy because similarities in the functional response of components are not observed for all conditions (see Figure 4d). In the literature, degeneracy has at times been referred to as functional redundancy or partial redundancy, however most definitions for these terms only emphasize the many-to-one mapping between components and functions (e.g. [80] [11] [81] [82] [83] [84] [85]). On the other hand, the definition of degeneracy used here and in [25] [86] [87] [88] [89] [76] also emphasizes a one-to-many mapping.

To put it more distinctly, our definition of degeneracy requires degenerate components to be functionally versatile (one-to-many mapping), with the function performed at any given time being dependent on the context; a behavior we label as *functional plasticity* [89] [76]. For degeneracy to be present, some (but not all) functions related to a component or module must also be observable in others, i.e. a partial and conditional similarity in the repertoire of functional responses (see Figure 4). In contrast, partial redundancy is often used to describe the conditional similarity in functional responses for components capable of only a single function (see Figure 4c). This is analogous to the definition of response diversity within ecosystems [29]⁶ and is conceptually similar to ensemble approaches in machine learning.

Functional plasticity is necessary to create the buffering networks discussed in Section 4 and the enhanced evolvability observed in [69] [60]. However this requirement is not as demanding as it may at first seem. Functional plasticity is

⁶ Response diversity is defined as the range of reactions to environmental change among species contributing to the same ecosystem function.

common in biological systems and occurs for most cited examples of degeneracy in [25]. Gene products such as proteins typically act like versatile building blocks, performing different functions that depend on the complex a protein forms with other gene products or other targets in its environment[90] [91]. In contrast to earlier ideas that there was one gene for each trait, gene products are now known to have multiple non-trivial interactions with other “targets”, i.e. in the interactome [92] [93] and these are rarely correlated in time [94]. The alternative, where a gene’s functions are all performed within the same context (referred to as “party hubs” in [94]), is known to be considerably less common in biology.

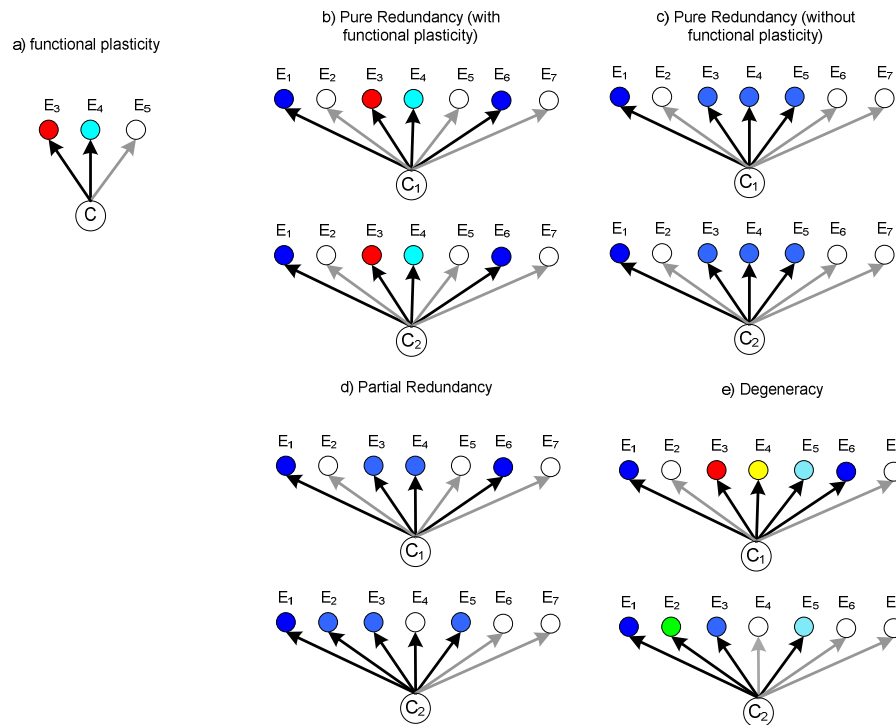


Figure 4 Illustration of degeneracy and related concepts. Components (C) within a system have a functionality that depends on their context (E) and can be functionally active (filled nodes) or inactive (clear nodes). When a component exhibits qualitatively different functions (indicated by node color) that depend on the context, we refer to that component as being functionally plastic (panel a). Pure redundancy occurs when two components have identical functions in every context (panels b and c). Partial redundancy is a term often used to describe two components with a single (but same) function whose activation depends on the context in different ways (panel d). Degeneracy describes components that are functionally plastic and where the functions are similar in some situations but different in others (panel e).

Box 2: Degeneracy in biotic and abiotic systems

In biology, degeneracy refers to conditions where the functions or capabilities of components overlap partially. In a review by Edelman and Gally [25], numerous examples are used to demonstrate the prevalence of degeneracy throughout biology. It is pervasive in proteins of every functional class (e.g. enzymatic, structural, or regulatory) [95] [89] and is readily observed in ontogenesis (see page 14 in [96]), the nervous system [86] and cell signalling (crosstalk). In the particular case of proteins, it is also now known that partial functional similarities can arise even without any obvious similarities in sequence or structure [97].

Table 1: Systems where agents are multifunctional and have functions that can partially overlap with other agents.

<i>Agent</i>	<i>System</i>	<i>Environment</i>	<i>Control</i>	<i>Agent Tasks</i>
Vehicle type	Transportation Fleet	Transportation Network	Centralized Command and Control	Transporting goods, pax
Force element	Defence Force Structure	Future Scenarios	Strategic Planning	Missions
Person	Organization	Marketplace	Management	Job Roles
Demes	Ecosystem	Physical Environment	Self-organized	Resource usage and creation
Gene Products	Interactome	Cell	Self-organized and evolved	Energetic and steric interactions
Antigen	Immune System	Antibodies and host proteins	Immune learning	Recognizing foreign proteins

Degeneracy and associated properties like functional plasticity are also prevalent in other biotic and abiotic systems, such as those listed below in Table 1. **Error! Reference source not found.** For instance, in transportation fleets the vehicles are often interchangeable but only for certain tasks. Multi-functional force elements within a defence force structure also can exhibit an overlap in capabilities but only within certain missions or scenarios. In an organization, people often have overlapping job descriptions and are able to take on some functions that are not readily achieved by others that technically have the same job. In the food webs of complex ecosystems, species within similar trophic levels have a partial overlap in resource competition. Resource conditions ultimately determine whether competition will occur or whether the two species will forage for distinct resources [75].

Degeneracy has become increasingly appreciated for its role in trait stability, as was noted in [72] and more thoroughly discussed in [25]. For instance, gene families can encode for diverse proteins with many distinctive roles yet sometimes these proteins can compensate for each other during lost or suppressed gene expression, as seen in the developmental roles of the adhesins gene family in *Saccharomyces* [98]. At higher scales, resources are often metabolized by a number of distinct compensatory pathways that are effectively interchangeable for certain metabolites even though the total effects of each pathway are not identical.

More generally, when agents are degenerate some functions will overlap meaning that the influence an agent has in the system could alternatively be enacted by other agents, groups of agents, or pathways. This functional redundancy within a specified context provides the basis for both competition and collaboration amongst agents and in many circumstances can contribute to the stability of individual traits (cf. [25]).

8. References

- [1] W. R. Ashby, *An introduction to cybernetics*: Methuen London, 1964.
- [2] F. Heylighen and C. Joslyn, "Cybernetics and second order cybernetics," *Encyclopedia of physical science & technology*, vol. 4, pp. 155-170, 2001.
- [3] M. Waldrop, "Complexity: The emerging science at the edge of order and chaos," *New York*, 1992.
- [4] J. Holland, *Adaptation in natural and artificial systems*: MIT press Cambridge, MA, 1992.
- [5] J. M. Carlson and J. Doyle, "Complexity and robustness," *Proceedings of the National Academy of Sciences, USA*, vol. 99, pp. 2538-2545 2002.
- [6] A. Wagner, "Distributed robustness versus redundancy as causes of mutational robustness," *BioEssays*, vol. 27, pp. 176-188, 2005.
- [7] H. Kitano, "Biological robustness," *Nature Reviews Genetics*, vol. 5, pp. 826-837, 2004.
- [8] M. Aldana, *et al.*, "Robustness and evolvability in genetic regulatory networks," *Journal of Theoretical Biology*, vol. 245, pp. 433-448, 2007.
- [9] J. Stelling, *et al.*, "Robustness of Cellular Functions," *Cell*, vol. 118, pp. 675-685, 2004.
- [10] M. A. Félix and A. Wagner, "Robustness and evolution: concepts, insights and challenges from a developmental model system," *Heredity*, vol. 100, pp. 132-140, 2008.
- [11] S. Levin and J. Lubchenco, "Resilience, robustness, and marine ecosystem-based management," *Bioscience*, vol. 58, pp. 27-32, 2008.
- [12] S. Ciliberti, *et al.*, "Robustness can evolve gradually in complex regulatory gene networks with varying topology," *PLoS Comput Biol*, vol. 3, p. e15, 2007.
- [13] E. van Nimwegen, *et al.*, "Neutral evolution of mutational robustness," *Proceedings of the National Academy of Sciences, USA*, vol. 96, pp. 9716-9720, 1999.
- [14] J. Gómez-Gardenes, *et al.*, "On the robustness of complex heterogeneous gene expression networks," *Biophysical Chemistry*, vol. 115, pp. 225-228, 2005.
- [15] T. Kitami and J. H. Nadeau, "Biochemical networking contributes more to genetic buffering in human and mouse metabolic pathways than does gene duplication," *Nature genetics*, vol. 32, pp. 191-194, 2002.
- [16] M. L. Siegal and A. Bergman, "Waddington's canalization revisited: Developmental stability and evolution," *Proceedings of the National Academy of Sciences, USA*, vol. 99, pp. 10528-10532, 2002.
- [17] T. Wilhelm, *et al.*, "Analysis of structural robustness of metabolic networks," *Systems biology*, vol. 1, pp. 114-120, 2004.
- [18] G. J. Szollosi and I. Derenyi, "Congruent evolution of genetic and environmental robustness in micro-rna," *Molecular Biology and Evolution*, vol. 26, p. 867, 2009.
- [19] G. C. Conant and A. Wagner, "Duplicate genes and robustness to transient gene knock-downs in *Caenorhabditis elegans*," *Proceedings of the Royal Society B: Biological Sciences*, vol. 271, pp. 89-96, 2004.
- [20] S. L. Rutherford and S. Lindquist, "Hsp90 as a capacitor for morphological evolution," *Nature*, pp. 336-342, 1998.

- [21] S. A. Kauffman, "Requirements for evolvability in complex systems: orderly components and frozen dynamics," *Physica D*, vol. 42, pp. 135–152, 1990.
- [22] C. Braendle and M. A. Félix, "Plasticity and Errors of a Robust Developmental System in Different Environments," *Developmental Cell*, vol. 15, pp. 714-724, 2008.
- [23] W. Fontana and P. Schuster, "Continuity in Evolution: On the Nature of Transitions," *Science*, vol. 280, pp. 1451-1455, 1998.
- [24] H. W. Ma and A. P. Zeng, "The connectivity structure, giant strong component and centrality of metabolic networks," *Bioinformatics*, vol. 19, pp. 1423-1430, 2003.
- [25] G. M. Edelman and J. A. Gally, "Degeneracy and complexity in biological systems," *Proceedings of the National Academy of Sciences, USA*, vol. 98, pp. 13763-13768, 2001.
- [26] J. J. Kupiec, "A Darwinian theory for the origin of cellular differentiation," *Molecular and General Genetics MGG*, vol. 255, pp. 201-208, 1997.
- [27] O. Feinerman, *et al.*, "Variability and Robustness in T Cell Activation from Regulated Heterogeneity in Protein Levels," *Science*, vol. 321, p. 1081, 2008.
- [28] M. Kirschner and J. Gerhart, "Evolvability," *Proceedings of the National Academy of Sciences, USA*, vol. 95, pp. 8420-8427, 1998.
- [29] T. Elmqvist, *et al.*, "Response diversity, ecosystem change, and resilience," *Frontiers in Ecology and the Environment*, vol. 1, pp. 488-494, 2003.
- [30] L. Hong and S. E. Page, "Groups of diverse problem solvers can outperform groups of high-ability problem solvers," *Proceedings of the National Academy of Sciences*, vol. 101, pp. 16385-16389, 2004.
- [31] I. R. Cohen, *et al.*, "Antigen-receptor degeneracy and immunological paradigms," *Molecular immunology*, vol. 40, pp. 993-996, 2004.
- [32] M. Cohn, "Degeneracy, mimicry and crossreactivity in immune recognition," *Molecular immunology*, vol. 42, pp. 651-655, 2005.
- [33] P. Tieri, *et al.*, "Capturing degeneracy of the immune system," *To appear: In Silico Immunology. Springer*, 2007.
- [34] M. Mendao, *et al.*, "The Immune System in Pieces: Computational Lessons from Degeneracy in the Immune System," in *Foundations of Computational Intelligence (FOCI)*, 2007, pp. 394-400.
- [35] P. S. Andrews and J. Timmis, "A Computational Model of Degeneracy in a Lymph Node," *Lecture Notes in Computer Science*, vol. 4163, p. 164, 2006.
- [36] C. D. Schlichting, "The role of phenotypic plasticity in diversification," *Phenotypic Plasticity: Functional and Conceptual Approaches*, pp. 191–200, 2004.
- [37] M. J. West-Eberhard, "Phenotypic plasticity and the origins of diversity," *Annual Review of Ecology and Systematics*, vol. 20, pp. 249-278, 1989.
- [38] M. J. West-Eberhard, *Developmental plasticity and evolution*: Oxford University Press, USA, 2003.
- [39] A. A. Agrawal, "Phenotypic Plasticity in the Interactions and Evolution of Species," *Science*, vol. 294, pp. 321-326, 2001.
- [40] J. Visser, *et al.*, "Perspective: Evolution and Detection of Genetic Robustness," *Evolution*, vol. 57, pp. 1959-1972, 2003.
- [41] H. Kitano, "A robustness-based approach to systems-oriented drug design," *Nature Reviews Drug Discovery*, vol. 6, pp. 202-210, 2007.
- [42] C. S. Holling, "The resilience of terrestrial ecosystems: local surprise and global change," *Sustainable development of the biosphere*, pp. 292-320, 1986.
- [43] C. S. Holling, "Understanding the complexity of economic, ecological, and social systems," *Ecosystems*, vol. 4, pp. 390-405, 2001.
- [44] B. Walker, *et al.*, "Resilience, Adaptability and Transformability in Social--ecological Systems," *Ecology and Society*, vol. 9, pp. 1-5, 2004.
- [45] S. Carpenter, *et al.*, "From metaphor to measurement: resilience of what to what?," *Ecosystems*, vol. 4, pp. 765-781, 2001.
- [46] A. Bergman and M. L. Siegal, "Evolutionary capacitance as a general feature of complex gene networks," *Nature*, vol. 424, pp. 549-552, 2003.
- [47] K. S. McCann, "The diversity-stability debate," *Nature*, vol. 405, pp. 228-233, 2000.
- [48] R. E. Lenski, *et al.*, "Balancing robustness and evolvability," *PLoS Biol*, vol. 4, p. e428, 2006.
- [49] C. D. Meiklejohn and D. L. Hartl, "A single mode of canalization," *Trends in Ecology & Evolution*, vol. 17, pp. 468-473, 2002.
- [50] S. L. Rutherford, "From genotype to phenotype: buffering mechanisms and the storage of genetic information," *BioEssays*, vol. 22, pp. 1095-1105, 2000.
- [51] S. L. Rutherford, "Between genotype and phenotype: protein chaperones and evolvability," *Nature Reviews Genetics*, vol. 4, p. 263, 2003.
- [52] J. M. Smith and E. Szathmáry, *The major transitions in evolution*: Oxford University Press, USA, 1997.
- [53] S. A. Kauffman, *The origins of order: Self organization and selection in evolution*: Oxford University Press, USA, 1993.
- [54] M. E. Csete and J. C. Doyle, "Reverse Engineering of Biological Complexity," *Science*, vol. 295, pp. 1664-1669, 2002.

- [55] C. H. Waddington, "Canalization of Development and the Inheritance of Acquired Characters," *Nature*, vol. 150, p. 563, 1942.
- [56] A. Wagner, "Robustness and evolvability: a paradox resolved," *Proceedings of the Royal Society of London, Series B: Biological Sciences*, vol. 275, pp. 91-100, 2008.
- [57] S. Ciliberti, *et al.*, "Innovation and robustness in complex regulatory gene networks," *Proceedings of the National Academy of Sciences, USA*, vol. 104, pp. 13591-13596, 2007.
- [58] G. Edelman, *Neural Darwinism: The theory of neuronal group selection*: Basic Books New York, 1987.
- [59] G. Edelman, *Bright air, brilliant fire: On the matter of the mind*: BasicBooks, 2001.
- [60] J. M. Whitacre and A. Bender, "Degeneracy: a design principle for achieving robustness and evolvability," *Journal of Theoretical Biology*, (accepted Nov, '09), 2009.
- [61] A. Force, *et al.*, "The Origin of Subfunctions and Modular Gene Regulation," *Genetics*, vol. 170, pp. 433-446, 2005.
- [62] Y. Bar-Yam, "About Engineering Complex Systems: Multiscale Analysis and Evolutionary Engineering," *Engineering Self Organising Systems: Methodologies and Applications*, vol. 3464, pp. 16-31, 2005.
- [63] J. Fromm, "On engineering and emergence," *Arxiv preprint nlin/0601002*, 2006.
- [64] J. Ottino, "Engineering complex systems," *Nature*, vol. 427, pp. 399-399, 2004.
- [65] H. A. Simon, *A Behavioral Model of Rational Choice*. Santa Monica: Rand Corp, 1953.
- [66] J. March, "Bounded rationality, ambiguity, and the engineering of choice," *The Bell Journal of Economics*, vol. 9, pp. 587-608, 1978.
- [67] R. M. Cyert and J. G. March, *Behavioral Theory of the Firm*: Prentice-Hall, 1963.
- [68] J. M. Whitacre, "Survival of the flexible: explaining the dominance of meta-heuristics within a rapidly evolving world," *IEEE Computational Intelligence Magazine*, (revision submitted November, 2009) 2009.
- [69] J. M. Whitacre and A. Bender, "Degenerate neutrality creates evolvable fitness landscapes," presented at the WorldComp-2009, Las Vegas, Nevada, USA, 2009.
- [70] J. M. Whitacre, *et al.*, "Evolutionary mechanics and degenerate robustness: a study of evolvable multi-agent systems for dynamic environments," in *PPSN*, 2010.
- [71] E. L. Berlow, "Strong effects of weak interactions in ecological communities," *Nature*, vol. 398, pp. 330-334, 1999.
- [72] J. M. Whitacre, "Degeneracy: a link between evolvability, robustness and complexity in biological systems," *BMC Journal of Theoretical Biology and Medical Modelling* (accepted Jan '10), 2010.
- [73] M. S. Granovetter, "The strength of weak ties," *American journal of sociology*, vol. 78, pp. 1360-1380, 1973.
- [74] P. Csermely, *Weak links: Stabilizers of complex systems from proteins to social networks*: Springer Verlag, 2006.
- [75] M. Kondoh, "Foraging adaptation and the relationship between food-web complexity and stability," *Science*, vol. 299, p. 1388, 2003.
- [76] S. Atamas and J. Bell, "Degeneracy-Driven Self-Structuring Dynamics in Selective Repertoires," *Bulletin of Mathematical Biology*, vol. 71, pp. 1349-1365, 2009.
- [77] J. Mogul, "Emergent (mis) behavior vs. complex software systems," 2006, p. 304.
- [78] H. Parunak and R. VanderBok, "Managing emergent behavior in distributed control systems," in *Proc. ISA-Tech '97*, 1997, pp. 1-8.
- [79] H. Kitano, "Cancer as a robust system: implications for anticancer therapy," *Nature Reviews Cancer*, vol. 4, pp. 227-235, 2004.
- [80] A. Minai, *et al.*, "Complex engineered systems: A new paradigm," in *Complex Engineered Systems*, ed: Springer, 2006, pp. 1-21.
- [81] G. Sussman, "Building Robust Systems an essay," Citeseer2007.
- [82] S. Zhan, *et al.*, "Obtaining System Robustness by Mimicking Natural Mechanisms," in *CEC-2009*, 2009.
- [83] J. Macia and R. Solé, "Distributed robustness in cellular networks: insights from synthetic evolved cir... JR Soc. Interface April 6, 2009 6: 393-400; published online before print September 16, 2008, doi: 10.1098/rsif.2008.0236."
- [84] C. Price and K. Friston, "Degeneracy and cognitive anatomy," *Trends in Cognitive Sciences*, vol. 6, pp. 416-421, 2002.
- [85] A. Seth and B. Baars, "Neural Darwinism and consciousness," *Consciousness and Cognition*, vol. 14, pp. 140-168, 2005.
- [86] G. Tononi, *et al.*, "Measures of degeneracy and redundancy in biological networks," *Proceedings of the National Academy of Sciences, USA*, vol. 96, pp. 3257-3262, 1999.
- [87] O. Sporns, *et al.*, "Connectivity and complexity: the relationship between neuroanatomy and brain dynamics," *Neural Networks*, vol. 13, pp. 909-922, 2000.
- [88] R. V. Solé, *et al.*, "Selection, tinkering, and emergence in complex networks," *Complexity*, vol. 8, pp. 20-33, 2002.
- [89] S. Atamas, "Les affinités électives," *Pour la Science*, vol. 46, pp. 39-43, 2005.
- [90] A. C. Gavin, *et al.*, "Proteome survey reveals modularity of the yeast cell machinery," *Nature*, vol. 440, pp. 631-636, 2006.
- [91] R. Krause, *et al.*, "Shared components of protein complexes-versatile building blocks or biochemical artefacts?," *BioEssays*, vol. 26, pp. 1333-1343, 2004.

- [92] N. N. Batada, *et al.*, "Stratus not altocumulus: a new view of the yeast protein interaction network," *PLoS Biol*, vol. 4, p. e317, 2006.
- [93] N. N. Batada, *et al.*, "Still stratus not altocumulus: further evidence against the date/party hub distinction," *PLoS Biol*, vol. 5, p. e154, 2007.
- [94] J. D. J. Han, *et al.*, "Evidence for dynamically organized modularity in the yeast protein–protein interaction network," *Nature*, vol. 430, pp. 88-93, 2004.
- [95] A. Wagner, "The role of population size, pleiotropy and fitness effects of mutations in the evolution of overlapping gene functions," *Genetics*, vol. 154, pp. 1389-1401, 2000.
- [96] S. A. Newman, "Generic physical mechanisms of tissue morphogenesis: A common basis for development and evolution," *Journal of Evolutionary Biology*, vol. 7, pp. 467-488, 1994.
- [97] D. Petrey and B. Honig, "Is protein classification necessary? Toward alternative approaches to function annotation," *Current Opinion in Structural Biology*, vol. 19, pp. 363-368, 2009.
- [98] B. Guo, *et al.*, "A *Saccharomyces* gene family involved in invasive growth, cell-cell adhesion, and mating," *Proceedings of the National Academy of Sciences, USA*, vol. 97, pp. 12158-12163, 2000.