

Charm cross-section and charmonium(like) states in e^+e^- annihilation with Belle

T. Ugllov ^a

^aInstitute for Theoretical and Experimental Physics,
Bolshaya Cheremushkinskaya, 25, 117218, Moscow, Russia

We report BELLE measurements of the exclusive cross sections for the processes $e^+e^- \rightarrow D^{(*)\pm}D^{*\mp}$, $e^+e^- \rightarrow D\bar{D}$, $e^+e^- \rightarrow D^0D^-\pi^+$, the first observation of $\psi(4415) \rightarrow D\bar{D}_2^*(2460)$ decay and new state, $Y(4660)$, using ISR. In addition, another cluster of events at around 4.05 GeV/ c^2 is reported.

1. Introduction

Exclusive e^+e^- hadronic cross sections to final states with charm meson pairs are of special interest since they provide information on the spectrum of $J^{PC} = 1^{--}$ charmonium states above the open-charm threshold. Parameters of these states obtained from fits to the inclusive cross section [1] are poorly understood theoretically [2].

Initial-state radiation (ISR) is proved to be a powerful tool for measurement of the e^+e^- exclusive hadronic cross sections at \sqrt{s} smaller than the initial e^+e^- center-of-mass energy ($E_{c.m.}$) at B -factories. ISR allows to obtain cross sections in a broad energy range while the high luminosity of the B -factories compensates for the suppression associated with the emission of a hard photon.

Here we report the first observation of the new charmonium-like state, $Y(4660)$ [3], clustering structure near 4.05 GeV/ c^2 [4], the first measurement of the exclusive cross sections for the processes $e^+e^- \rightarrow D^{(*)\pm}D^{*\mp}$ [5], $e^+e^- \rightarrow D\bar{D}$ [6], $e^+e^- \rightarrow D^0D^-\pi^+$ and the first observation of $\psi(4415) \rightarrow D\bar{D}_2^*(2460)$ decay [7]. The data sample corresponds to a large integrated luminosity collected with the Belle detector [8] at the $\Upsilon(4S)$ resonance and nearby continuum at the KEKB asymmetric-energy e^+e^- collider [9].

2. Recoil mass technique

There are two ways of ISR event reconstruction: partial or full.

In the full reconstruction method we select $e^+e^- \rightarrow D\bar{D}\gamma_{ISR}$ signal events by reconstructing both the D and \bar{D} mesons. In general, the γ_{ISR} is not required to be detected; its presence in the event is inferred from a peak at zero in the spectrum of the recoil mass against the $D\bar{D}$ system. The square of the recoil mass is defined as:

$$M_{\text{rec}}^2(D\bar{D}) = (E_{c.m.} - E_{D\bar{D}})^2 - p_{D\bar{D}}^2,$$

where $E_{D\bar{D}}$ and $p_{D\bar{D}}$ are the c.m. energy and momentum of the $D\bar{D}$ combination, respectively.

To select $e^+e^- \rightarrow D^{(*)+}D^{*-}\gamma_{ISR}$ signal events we use the partial reconstruction method that achieves high efficiency by requiring full reconstruction of only one of the $D^{(*)+}$ mesons, the γ_{ISR} , and the slow π_{slow}^- from the other D^{*-} [10]. In this case the spectrum of masses recoiling against the $D^{(*)+}\gamma_{ISR}$ system

$$M_{\text{rec}}(D^{(*)+}\gamma_{ISR}) = \sqrt{(E_{c.m.} - E_{D^{(*)+}\gamma})^2 - p_{D^{(*)+}\gamma}^2}$$

peaks at the D^{*-} mass. Here $E_{D^{(*)+}\gamma}$ and $p_{D^{(*)+}\gamma}$ are the c.m. energy and momentum, respectively, of the $D^{(*)+}\gamma_{ISR}$ combination. This peak is expected to be wide and asymmetric due to the photon energy resolution function and higher-order corrections to ISR. To disentangle the contributions from different final states and to suppress combinatorial backgrounds, we use the slow pion from the unreconstructed D^{*-} . The difference between the mass recoiling against $D^{(*)+}\gamma_{ISR}$ and

$D^{(*)+}\pi_{\text{slow}}^-\gamma_{\text{ISR}}$ (recoil mass difference):

$$\Delta M_{\text{rec}} = M_{\text{rec}}(D^{(*)+}\gamma_{\text{ISR}}) - M_{\text{rec}}(D^{(*)+}\pi_{\text{slow}}^-\gamma_{\text{ISR}}),$$

has a narrow distribution around the nominal $m_{D^{*+}} - m_{D^0}$ value, since the uncertainty in γ_{ISR} momentum partially cancels out.

3. Observation of the significant enhancement at 4.05 GeV.

We identify $e^+e^- \rightarrow J/\psi\pi^+\pi^-\gamma_{\text{ISR}}$ process by peak in the distribution on the recoil mass against the $J/\psi\pi^+\pi^-$ combination; J/ψ is reconstructed in $J/\psi \rightarrow e^+e^-$ and $J/\psi \rightarrow \mu^+\mu^-$ modes.

Fig. 1 shows the $\pi^+\pi^-J/\psi$ invariant mass distribution in the region of 3.8–5.5 GeV/c^2 . There is a clear enhancement at 4.25 GeV/c^2 similar to that observed by the BaBar Collaboration [11]. In addition, there is a clustering of events around 4.05 GeV/c^2 that is significantly above the background level.

An unbinned maximum likelihood fit is applied to the $\pi^+\pi^-J/\psi$ mass spectrum in Fig. 1, a). Since there are two clusters of events in the mass distribution, we fit it with two coherent Breit-Wigner (BW) resonance functions assuming there is no continuum production of $e^+e^- \rightarrow \pi^+\pi^-J/\psi$. There are two solutions with equally good fit quality. The masses ($(4008 \pm 40_{-28}^{+114}) \text{ MeV}/c^2$ and $(4247 \pm 12_{-32}^{+17}) \text{ MeV}/c^2$ for the first and second states, respectively) and widths ($(226 \pm 44 \pm 87) \text{ MeV}/c^2$ and $(108 \pm 19 \pm 10) \text{ MeV}/c^2$) of the resonances are the same for both solutions; the partial widths to e^+e^- and the relative phase between them are different. The interference is constructive for one solution and destructive for the other. The statistical significance of the structure around 4.05 GeV/c^2 is estimated to be 7.4σ and is greater than 5σ in all of the fitting scenarios that are considered.

4. First observation of $Y(4660)$ state.

Similar analysis is done for the $\pi^+\pi^-\psi(2S)\gamma_{\text{ISR}}$ final state.

Fig. 1, b) shows the $\pi^+\pi^-\psi(2S)$ invariant mass for selected $\psi(2S)$ events, together with background estimated from the scaled $\psi(2S)$ mass

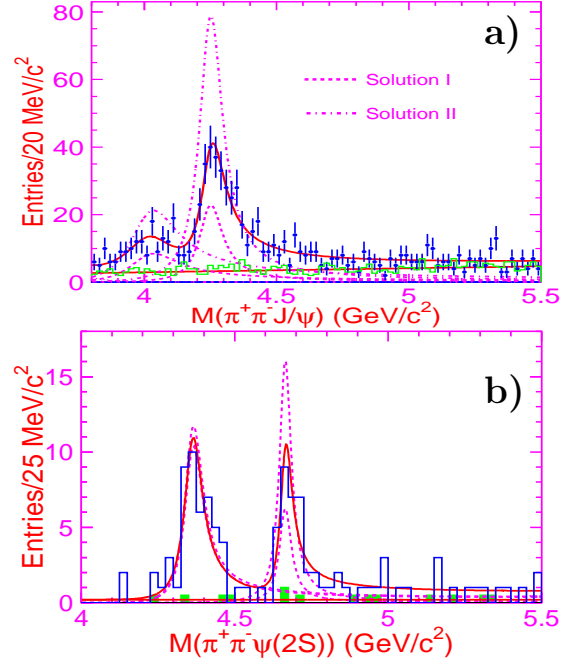


Figure 1. Fit to the a): $\pi^+\pi^-J/\psi$ b): $\pi^+\pi^-\psi(2S)$ mass spectrum with two coherent resonances. The curves show the best fit and the contribution from each component. The dashed curves are for solution I, and the dotted curves for solution II.

sidebands. Two distinct peaks are evident, one at 4.36 GeV/c^2 and another at 4.66 GeV/c^2 .

An unbinned maximum likelihood fit that includes two coherent P -wave Breit-Wigner (BW) functions and a constant, incoherent background is applied to the $\pi^+\pi^-\psi(2S)$ mass spectrum in Fig. 1, b). The fit results in two solutions with equally good fit quality, masses ($(4361 \pm 9 \pm 9) \text{ MeV}/c^2$ for the first state, $(4361 \pm 9 \pm 9) \text{ MeV}/c^2$ for the second state) and widths ($(74 \pm 15 \pm 10) \text{ MeV}/c^2$ and $(48 \pm 15 \pm 3) \text{ MeV}/c^2$). The interference is constructive for one solution and destructive for the other. A statistical significance of 5.8σ is obtained for the peak around 4.66 GeV/c^2 .

5. Measurement of the near-threshold $e^+e^- \rightarrow D^{(*)\pm}D^{*\mp}$ cross section

For the measurement of the exclusive cross section we determine the $D^{(*)+}D^{*-}$ mass. The $e^+e^- \rightarrow D^{(*)+}D^{*-}$ cross sections are extracted from the $D^{(*)+}D^{*-}$ mass distributions after background subtraction using the relation described in [5]. The resulting exclusive $e^+e^- \rightarrow D^{(*)+}D^{*-}$ cross sections are shown in Fig. 2. The shape of

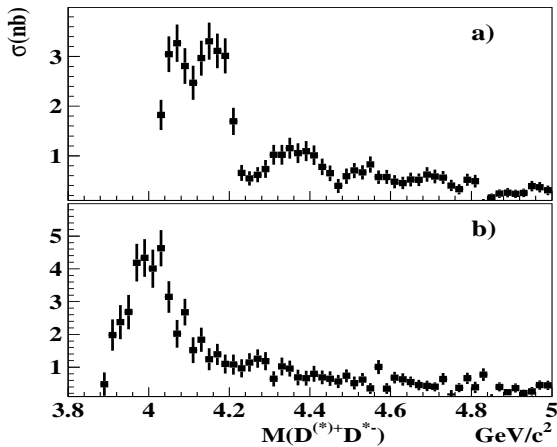


Figure 2. The exclusive cross sections for a) $e^+e^- \rightarrow D^{*+}D^{*-}$ and b) $e^+e^- \rightarrow D^+D^{*-}$.

the $e^+e^- \rightarrow D^{*+}D^{*-}$ cross section is complicated with several local maxima and minima. Aside from a prominent excess near the $\psi(4040)$, the $e^+e^- \rightarrow D^+D^{*-}$ cross section is relatively featureless. The measured cross sections are compatible [12] within errors with the $D^{(*)}\bar{D}^*$ exclusive cross section in the energy region up to 4.260 GeV measured by CLEO-c [13].

6. Measurement of the near-threshold $e^+e^- \rightarrow D\bar{D}$ cross section

The $e^+e^- \rightarrow D^0\bar{D}^0$ and $e^+e^- \rightarrow D^+D^-$ exclusive cross sections, measured with full event reconstruction method are shown in Fig. 3. Belle results, shown with the red points, are compared

to the BaBar data (blue points). The observed $e^+e^- \rightarrow D\bar{D}$ exclusive cross sections are consistent with recent BaBar measurements [14] and are in qualitative agreement with the coupled-channel model predictions of Ref. [15]. This includes a peak at 3.9 GeV/c^2 that is seen both in Belle and BaBar mass spectra.

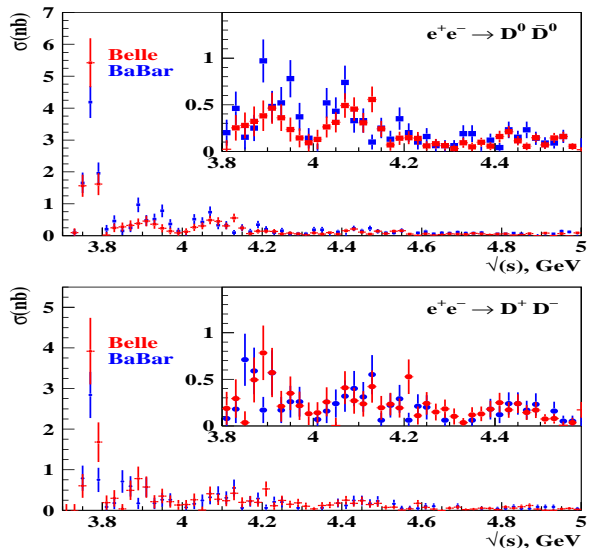


Figure 3. The exclusive cross sections for $e^+e^- \rightarrow D^0\bar{D}^0$ and $e^+e^- \rightarrow D^+D^-$. The data are taken from the Durham database based on [6] and [14].

7. Observation of $\psi(4415) \rightarrow D\bar{D}_2^*(2460)$ decay

We use the full reconstruction method described above to select $e^+e^- \rightarrow D^0D^-\pi^+\gamma_{ISR}$ signal candidates. The $e^+e^- \rightarrow D^0D^-\pi^+$ cross section extracted from the background-subtracted $D^0D^-\pi^+$ mass distribution demonstrates a prominent peak in a region of $\psi(4415)$ resonance. To study the resonant structure in

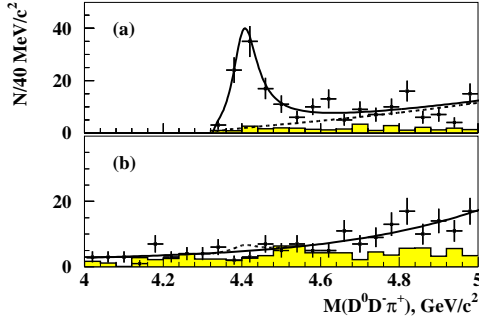


Figure 4. (a) The $M_{D^0 D^- \pi^+}$ spectrum for the $DD_2^*(2460)$ signal region. The threshold function is shown by the dashed curve. (b) The $M_{D^0 D^- \pi^+}$ spectrum outside the $DD_2^*(2460)$ signal region. The dashed curve shows the upper limit on the $\psi(4415)$ yield at 90% C.L. Histograms show the normalized contributions from M_{D^0} and M_{D^-} sidebands.

$\psi(4415)$ decays, we select $D^0 D^- \pi^+$ combinations from a $\pm 100 \text{ MeV}/c^2$ mass window around the nominal $\psi(4415)$ mass [16]. We perform a separate study of $e^+e^- \rightarrow DD_2^*(2460)$ and $e^+e^- \rightarrow D(\overline{D}\pi)_{\text{non}\overline{D}_2^*(2460)}$. The $M_{D^0 D^- \pi^+}$ spectrum for the $DD_2^*(2460)$ signal interval is shown in Fig. 4(a). A clear peak corresponding to $\psi(4415) \rightarrow DD_2^*(2460)$ decay is evident near the $DD_2^*(2460)$ threshold. We perform a likelihood fit to $M_{D^0 D^- \pi^+}$ distribution with the $DD_2^*(2460)$ signal parametrized by an s -wave RBW function. The significance for the signal is obtained to be $\sim 10\sigma$. The obtained peak mass $m_{\psi(4415)} = (4.411 \pm 0.007(\text{stat.})) \text{ GeV}/c^2$ and total width $\Gamma_{\text{tot}} = (77 \pm 20(\text{stat.})) \text{ MeV}/c^2$ are in good agreement with the PDG [16] values, the recent BES results [1] and predictions of Ref. [2].

8. Conclusions

In summary, we presented the first observation of the new charmonium-like state, $Y(4660)$, significant enhancement near $4.05 \text{ GeV}/c^2$, the first measurement of the exclusive cross sections for the processes $e^+e^- \rightarrow D^{(*)\pm} D^{*\mp}$, $e^+e^- \rightarrow D\overline{D}$,

$e^+e^- \rightarrow D^0 D^- \pi^+$ and the first observation of $\psi(4415) \rightarrow DD_2^*(2460)$ decay. The obtained ISR results are in a good agreement with the recent CLEO-c and BaBar measurements of the exclusive cross sections.

9. Acknowledgements

The work is supported by President's Grant MK-4646.2009.2.

REFERENCES

1. M. Ablikim *et al.* (BES Collab.), Phys. Lett. B **660**, 315 (2008).
2. T. Barnes, S. Godfrey and E. S. Swanson, Phys. Rev. D **72**, 054026 (2005).
3. X. L. Wang *et al.* (Belle Collab.), Phys. Rev. Lett. **99**, 142002 (2007).
4. C. Z. Yuan, *et al.* (Belle Collab.), Phys. Rev. Lett. **99**, 182004 (2007).
5. G. Pakhlova *et al.* (Belle Collab.), Phys. Rev. Lett. **98**, 092001 (2007).
6. G. Pakhlova *et al.* (Belle Collab.), Phys. Rev. D **77**, 011103 (2008).
7. G. Pakhlova *et al.* (Belle Collab.), Phys. Rev. Lett. **100**, 062001 (2008).
8. A. Abashian *et al.* (Belle Collab.), Nucl. Instr. and Meth. A **479**, 117 (2002).
9. S. Kurokawa and E. Kikutani, Nucl. Instr. and Meth. A **499**, 1 (2003); and other papers included in this volume.
10. Charge-conjugate modes are included throughout this paper.
11. B. Aubert *et al.* (BaBar Collab.), Phys. Rev. Lett. **95**, 142001 (2005).
12. Since only charged final states are measured, our results should be scaled by a factor of two for this comparison.
13. D. Cronin-Hennessy *et al.* (CLEO Collab.), arXiv:0801.3418 [hep-ex]
14. B. Aubert *et al.* (BaBar Collab.), Phys. Rev. D **76**, 111105 (2007).
15. E. Eichten, K. Gottfried, T. Kinoshita, K.D. Lane and Tung-Mow Yan, Phys. Rev. D **21**, 203 (1980).
16. W.-M. Yao *et al.* (Particle Data Group), J. Phys. G **33**, 1 (2006).