

Discovery of very high energy gamma rays from PKS 1424+240 and multiwavelength constraints on its redshift

VERITAS collaboration: V. A. Acciari^{v1}, E. Aliu^{v2}, T. Arlen^{v3}, T. Aune^{v4},
M. Bautista^{v5}, M. Beilicke^{v6}, W. Benbow^{v1}, M. Böttcher^{v7}, D. Boltuch^{v2},
S. M. Bradbury^{v8}, J. H. Buckley^{v6}, V. Bugaev^{v6}, K. Byrum^{v9}, A. Cannon^{v10},
A. Cesarini^{v11}, Y. C. Chow^{v3}, L. Ciupik^{v12}, P. Cogan^{v5}, W. Cui^{v13}, C. Duke^{v14},
A. Falcone^{v15}, J. P. Finley^{v13}, G. Finnegan^{v16}, L. Fortson^{v12}, A. Furniss^{v4,*}, N. Galante^{v1},
D. Gall^{v13}, G. H. Gillanders^{v11}, S. Godambe^{v16}, J. Grube^{v10}, R. Guenette^{v5}, G. Gyuk^{v12},
D. Hanna^{v5}, J. Holder^{v2}, C. M. Hui^{v16}, T. B. Humensky^{v17}, P. Kaaret^{v18}, N. Karlsson^{v12},
M. Kertzman^{v19}, D. Kieda^{v16}, A. Konopelko^{v20}, H. Krawczynski^{v6}, F. Krennrich^{v21},
M. J. Lang^{v11}, S. LeBohec^{v16}, G. Maier^{v5}, S. McArthur^{v6}, A. McCann^{v5}, M. McCutcheon^{v5},
J. Millis^{v13,v22}, P. Moriarty^{v23}, T. Nagai^{v21}, R. A. Ong^{v3}, A. N. Otte^{v4,*}, D. Pandel^{v18},
J. S. Perkins^{v1}, A. Pichel^{v24}, M. Pohl^{v21}, J. Quinn^{v10}, K. Ragan^{v5}, L. C. Reyes^{v25},
P. T. Reynolds^{v26}, E. Roache^{v1}, H. J. Rose^{v8}, M. Schroedter^{v21}, G. H. Sembroski^{v13},
G. Demet Senturk^{v27}, A. W. Smith^{v9}, D. Steele^{v12}, S. P. Swordy^{v17}, M. Theiling^{v1},
S. Thibadeau^{v6}, A. Varlotta^{v13}, V. V. Vassiliev^{v3}, S. Vincent^{v16}, R. G. Wagner^{v9},
S. P. Wakely^{v17}, J. E. Ward^{v10}, T. C. Weekes^{v1}, A. Weinstein^{v3}, T. Weisgarber^{v17},
D. A. Williams^{v4}, S. Wissel^{v17}, M. Wood^{v3}, B. Zitzer^{v13},

Fermi LAT collaboration: A. A. Abdo^{1,2}, M. Ackermann³, M. Ajello³, L. Baldini⁴,
J. Ballet⁵, G. Barbiellini^{6,7}, D. Bastieri^{8,9}, B. M. Baughman¹⁰, K. Bechtol³, R. Bellazzini⁴,
B. Berenji³, R. D. Blandford³, E. D. Bloom³, E. Bonamente^{11,12}, A. W. Borgland³,
J. Bregeon⁴, A. Brez⁴, M. Brigida^{13,14}, P. Bruel¹⁵, T. H. Burnett¹⁶, G. A. Caliandro^{13,14},
R. A. Cameron³, P. A. Caraveo¹⁷, J. M. Casandjian⁵, E. Cavazzuti¹⁸, C. Cecchi^{11,12},
Ö. Çelik^{19,20,21}, A. Chekhtman^{1,22}, C. C. Cheung¹⁹, J. Chiang^{3,*}, S. Ciprini^{11,12}, R. Claus³,
J. Cohen-Tanugi²³, J. Conrad^{24,25,26}, S. Cutini¹⁸, C. D. Dermer¹, A. de Angelis²⁷,
F. de Palma^{13,14}, E. do Couto e Silva³, P. S. Drell³, A. Drlica-Wagner³, R. Dubois³,

27 D. Dumora^{28,29}, C. Farnier²³, C. Favuzzi^{13,14}, S. J. Fegan¹⁵, W. B. Focke³, P. Fortin¹⁵,
28 M. Frailis²⁷, Y. Fukazawa³⁰, P. Fusco^{13,14}, F. Gargano¹⁴, D. Gasparrini¹⁸, N. Gehrels^{19,31},
29 S. Germani^{11,12}, B. Giebels¹⁵, N. Giglietto^{13,14}, P. Giommi¹⁸, F. Giordano^{13,14},
30 T. Glanzman³, G. Godfrey³, I. A. Grenier⁵, J. E. Grove¹, L. Guillemot^{28,29}, S. Guiriec³²,
31 Y. Hanabata³⁰, E. Hays¹⁹, R. E. Hughes¹⁰, M. S. Jackson^{24,25,33}, G. Jóhannesson³,
32 A. S. Johnson³, W. N. Johnson¹, T. Kamae³, H. Katagiri³⁰, J. Kataoka^{34,35}, N. Kawai^{34,36},
33 M. Kerr¹⁶, J. Knödseder³⁷, M. L. Kocian³, M. Kuss⁴, J. Lande³, L. Latronico⁴,
34 F. Longo^{6,7}, F. Loparco^{13,14}, B. Lott^{28,29}, M. N. Lovellette¹, P. Lubrano^{11,12},
35 G. M. Madejski³, A. Makeev^{1,22}, M. N. Mazziotta¹⁴, J. E. McEnery¹⁹, C. Meurer^{24,25},
36 P. F. Michelson³, W. Mitthumsiri³, T. Mizuno³⁰, A. A. Moiseev^{20,31}, C. Monte^{13,14},
37 M. E. Monzani³, A. Morselli³⁸, I. V. Moskalenko³, S. Murgia³, P. L. Nolan³, J. P. Norris³⁹,
38 E. Nuss²³, T. Ohsugi³⁰, N. Omodei⁴, E. Orlando⁴⁰, J. F. Ormes³⁹, D. Paneque³,
39 D. Parent^{28,29}, V. Pelassa²³, M. Pepe^{11,12}, M. Pesce-Rollins⁴, F. Piron²³, T. A. Porter⁴¹,
40 S. Rainò^{13,14}, R. Rando^{8,9}, M. Razzano⁴, A. Reimer^{42,3}, O. Reimer^{42,3}, T. Reposeur^{28,29},
41 A. Y. Rodriguez⁴³, M. Roth¹⁶, F. Ryde^{33,25}, H. F.-W. Sadrozinski⁴¹, D. Sanchez¹⁵,
42 A. Sander¹⁰, P. M. Saz Parkinson⁴¹, J. D. Scargle⁴⁴, C. Sgrò⁴, M. S. Shaw³, E. J. Siskind⁴⁵,
43 P. D. Smith¹⁰, G. Spandre⁴, P. Spinelli^{13,14}, M. S. Strickman¹, D. J. Suson⁴⁶, H. Tajima³,
44 H. Takahashi³⁰, T. Tanaka³, J. B. Thayer³, J. G. Thayer³, D. J. Thompson¹⁹,
45 L. Tibaldo^{8,5,9}, D. F. Torres^{47,43}, G. Tosti^{11,12}, A. Tramacere^{3,48}, Y. Uchiyama^{49,3},
46 T. L. Usher³, V. Vasileiou^{19,20,21}, N. Vilchez³⁷, V. Vitale^{38,50}, A. P. Waite³, P. Wang³,
47 B. L. Winer¹⁰, K. S. Wood¹, T. Ylinen^{33,51,25}, M. Ziegler⁴¹,
48 **and** S. D. Barber^{o1}, D. M. Terndrup^{o2,o3}

^{v1}Fred Lawrence Whipple Observatory, Harvard-Smithsonian Center for Astrophysics, Amado, AZ 85645, USA

^{v2}Department of Physics and Astronomy and the Bartol Research Institute, University of Delaware, Newark, DE 19716, USA

^{v3}Department of Physics and Astronomy, University of California, Los Angeles, CA 90095, USA

^{v4}Santa Cruz Institute for Particle Physics and Department of Physics, University of California, Santa Cruz, CA 95064, USA

^{v5}Physics Department, McGill University, Montreal, QC H3A 2T8, Canada

^{v6}Department of Physics, Washington University, St. Louis, MO 63130, USA

^{v7}Astrophysical Institute, Department of Physics and Astronomy, Ohio University, Athens, OH 45701

^{v8}School of Physics and Astronomy, University of Leeds, Leeds, LS2 9JT, UK

^{v9}Argonne National Laboratory, 9700 S. Cass Avenue, Argonne, IL 60439, USA

^{v10}School of Physics, University College Dublin, Belfield, Dublin 4, Ireland

^{v11}School of Physics, National University of Ireland, Galway, Ireland

^{v12}Astronomy Department, Adler Planetarium and Astronomy Museum, Chicago, IL 60605, USA

^{v13}Department of Physics, Purdue University, West Lafayette, IN 47907, USA

^{v14}Department of Physics, Grinnell College, Grinnell, IA 50112-1690, USA

^{v15}Department of Astronomy and Astrophysics, 525 Davey Lab, Pennsylvania State University, University Park, PA 16802, USA

^{v16}Department of Physics and Astronomy, University of Utah, Salt Lake City, UT 84112, USA

^{v17}Enrico Fermi Institute, University of Chicago, Chicago, IL 60637, USA

^{v18}Department of Physics and Astronomy, University of Iowa, Van Allen Hall, Iowa City,

IA 52242, USA

^{v19}Department of Physics and Astronomy, DePauw University, Greencastle, IN 46135-0037, USA

^{v20}Department of Physics, Pittsburg State University, 1701 South Broadway, Pittsburg, KS 66762, USA

^{v21}Department of Physics and Astronomy, Iowa State University, Ames, IA 50011, USA

^{v22}now at Department of Physics, Anderson University, 1100 East 5th Street, Anderson, IN 46012

^{v23}Department of Life and Physical Sciences, Galway-Mayo Institute of Technology, Dublin Road, Galway, Ireland

^{v24}Instituto de Astronomia y Fisica del Espacio, Casilla de Correo 67 - Sucursal 28, (C1428ZAA) Ciudad Autnoma de Buenos Aires, Argentina

^{v25}Kavli Institute for Cosmological Physics, University of Chicago, Chicago, IL 60637, USA

^{v26}Department of Applied Physics and Instrumentation, Cork Institute of Technology, Bishopstown, Cork, Ireland

^{v27}Columbia Astrophysics Laboratory, Columbia University, New York, NY 10027, USA

¹Space Science Division, Naval Research Laboratory, Washington, DC 20375, USA

²National Research Council Research Associate, National Academy of Sciences, Washington, DC 20001, USA

³W. W. Hansen Experimental Physics Laboratory, Kavli Institute for Particle Astrophysics and Cosmology, Department of Physics and SLAC National Accelerator Laboratory, Stanford University, Stanford, CA 94305, USA

⁴Istituto Nazionale di Fisica Nucleare, Sezione di Pisa, I-56127 Pisa, Italy

⁵Laboratoire AIM, CEA-IRFU/CNRS/Université Paris Diderot, Service d'Astrophysique, CEA Saclay, 91191 Gif sur Yvette, France

⁶Istituto Nazionale di Fisica Nucleare, Sezione di Trieste, I-34127 Trieste, Italy

-
- ⁷Dipartimento di Fisica, Università di Trieste, I-34127 Trieste, Italy
- ⁸Istituto Nazionale di Fisica Nucleare, Sezione di Padova, I-35131 Padova, Italy
- ⁹Dipartimento di Fisica “G. Galilei”, Università di Padova, I-35131 Padova, Italy
- ¹⁰Department of Physics, Center for Cosmology and Astro-Particle Physics, The Ohio State University, Columbus, OH 43210, USA
- ¹¹Istituto Nazionale di Fisica Nucleare, Sezione di Perugia, I-06123 Perugia, Italy
- ¹²Dipartimento di Fisica, Università degli Studi di Perugia, I-06123 Perugia, Italy
- ¹³Dipartimento di Fisica “M. Merlin” dell’Università e del Politecnico di Bari, I-70126 Bari, Italy
- ¹⁴Istituto Nazionale di Fisica Nucleare, Sezione di Bari, 70126 Bari, Italy
- ¹⁵Laboratoire Leprince-Ringuet, École polytechnique, CNRS/IN2P3, Palaiseau, France
- ¹⁶Department of Physics, University of Washington, Seattle, WA 98195-1560, USA
- ¹⁷INAF-Istituto di Astrofisica Spaziale e Fisica Cosmica, I-20133 Milano, Italy
- ¹⁸Agenzia Spaziale Italiana (ASI) Science Data Center, I-00044 Frascati (Roma), Italy
- ¹⁹NASA Goddard Space Flight Center, Greenbelt, MD 20771, USA
- ²⁰Center for Research and Exploration in Space Science and Technology (CRESST), NASA Goddard Space Flight Center, Greenbelt, MD 20771, USA
- ²¹University of Maryland, Baltimore County, Baltimore, MD 21250, USA
- ²²George Mason University, Fairfax, VA 22030, USA
- ²³Laboratoire de Physique Théorique et Astroparticules, Université Montpellier 2, CNRS/IN2P3, Montpellier, France
- ²⁴Department of Physics, Stockholm University, AlbaNova, SE-106 91 Stockholm, Sweden
- ²⁵The Oskar Klein Centre for Cosmoparticle Physics, AlbaNova, SE-106 91 Stockholm, Sweden
- ²⁶Royal Swedish Academy of Sciences Research Fellow, funded by a grant from the K. A.

Wallenberg Foundation

²⁷Dipartimento di Fisica, Università di Udine and Istituto Nazionale di Fisica Nucleare, Sezione di Trieste, Gruppo Collegato di Udine, I-33100 Udine, Italy

²⁸Université de Bordeaux, Centre d'Études Nucléaires Bordeaux Gradignan, UMR 5797, Gradignan, 33175, France

²⁹CNRS/IN2P3, Centre d'Études Nucléaires Bordeaux Gradignan, UMR 5797, Gradignan, 33175, France

³⁰Department of Physical Sciences, Hiroshima University, Higashi-Hiroshima, Hiroshima 739-8526, Japan

³¹University of Maryland, College Park, MD 20742, USA

³²University of Alabama in Huntsville, Huntsville, AL 35899, USA

³³Department of Physics, Royal Institute of Technology (KTH), AlbaNova, SE-106 91 Stockholm, Sweden

³⁴Department of Physics, Tokyo Institute of Technology, Meguro City, Tokyo 152-8551, Japan

³⁵Waseda University, 1-104 Totsukamachi, Shinjuku-ku, Tokyo, 169-8050, Japan

³⁶Cosmic Radiation Laboratory, Institute of Physical and Chemical Research (RIKEN), Wako, Saitama 351-0198, Japan

³⁷Centre d'Étude Spatiale des Rayonnements, CNRS/UPS, BP 44346, F-30128 Toulouse Cedex 4, France

³⁸Istituto Nazionale di Fisica Nucleare, Sezione di Roma "Tor Vergata", I-00133 Roma, Italy

³⁹Department of Physics and Astronomy, University of Denver, Denver, CO 80208, USA

⁴⁰Max-Planck Institut für extraterrestrische Physik, 85748 Garching, Germany

⁴¹Santa Cruz Institute for Particle Physics, Department of Physics and Department of

Received _____; accepted _____

Astronomy and Astrophysics, University of California at Santa Cruz, Santa Cruz, CA 95064, USA

⁴²Institut für Astro- und Teilchenphysik and Institut für Theoretische Physik, Leopold-Franzens-Universität Innsbruck, A-6020 Innsbruck, Austria

⁴³Institut de Ciències de l’Espai (IEEC-CSIC), Campus UAB, 08193 Barcelona, Spain

⁴⁴Space Sciences Division, NASA Ames Research Center, Moffett Field, CA 94035-1000, USA

⁴⁵NYCB Real-Time Computing Inc., Lattingtown, NY 11560-1025, USA

⁴⁶Department of Chemistry and Physics, Purdue University Calumet, Hammond, IN 46323-2094, USA

⁴⁷Institució Catalana de Recerca i Estudis Avançats, Barcelona, Spain

⁴⁸Consorzio Interuniversitario per la Fisica Spaziale (CIFS), I-10133 Torino, Italy

⁴⁹Institute of Space and Astronautical Science, JAXA, 3-1-1 Yoshinodai, Sagami-hara, Kanagawa 229-8510, Japan

⁵⁰Dipartimento di Fisica, Università di Roma “Tor Vergata”, I-00133 Roma, Italy

⁵¹School of Pure and Applied Natural Sciences, University of Kalmar, SE-391 82 Kalmar, Sweden

⁰¹Homer L. Dodge Department of Physics and Astronomy, The University of Oklahoma, 440 W. Brooks St., Norman, OK 73019, USA

⁰²Department of Astronomy, The Ohio State University, 140 West 18th Avenue, Columbus, OH 43210, USA

⁰³National Science Foundation, 4201 Wilson Boulevard, Arlington, VA 22230, USA

*Corresponding author, nepomuk.otte@gmail.com, amy.furniss@gmail.com, jchiang@slac.stanford.edu

ABSTRACT

50

51

We report the first detection of very-high-energy¹ (VHE) gamma-ray emission above 140 GeV from PKS 1424+240, a BL Lac object with an unknown redshift. The photon spectrum above 140 GeV measured by VERITAS is well described by a power law with a photon index of $3.8 \pm 0.5_{\text{stat}} \pm 0.3_{\text{syst}}$ and a flux normalization at 200 GeV of $(5.1 \pm 0.9_{\text{stat}} \pm 0.5_{\text{syst}}) \times 10^{-11} \text{ TeV}^{-1} \text{ cm}^{-2} \text{ s}^{-1}$, where stat and syst denote the statistical and systematical uncertainty, respectively. The VHE flux is steady over the observation period between MJD 54881 and 55003 (2009 February 19 to June 21). Flux variability is also not observed in contemporaneous high energy observations with the *Fermi* Large Area Telescope (LAT). Contemporaneous X-ray and optical data were also obtained from the *Swift* XRT and MDM observatory, respectively. The broadband spectral energy distribution (SED) is well described by a one-zone synchrotron self-Compton (SSC) model favoring a redshift of less than 0.1. Using the photon index measured with *Fermi* in combination with recent extragalactic background light (EBL) absorption models it can be concluded from the VERITAS data that the redshift of PKS 1424+240 is less than 0.66.

52

Subject headings: BL Lacertae objects: individual (PKS 1424+240 =

53

VER J1427+237); gamma rays: observations

¹γ-ray emission above 100 GeV

1. Introduction

PKS 1424+240 was detected as a radio source by Condon et al. (1977). It was classified as a blazar by Impey & Tapia (1988) from optical polarization studies. Fleming et al. (1993) verified the polarization results and also reported non-thermal X-ray radiation, further strengthening the classification.

Blazar emission is dominated by non-thermal radiation, which is thought to be related to charged particle acceleration near a massive compact object in the center of the host galaxy, or in outflowing relativistic jets. The SED is characterized by two peaks. The lower peak is widely accepted to be synchrotron radiation from relativistic electrons and occurs in the IR to X-ray bands. The higher energy peak is in the gamma-ray band, sometimes at energies as high as a few TeV, and can be created via either inverse-Compton scattering by relativistic electrons or hadronic interactions (for a review see Böttcher 2007, and references therein). The position of the synchrotron peak of PKS 1424+240 has not been measured, but it can be constrained from optical and X-ray data to be between 10^{15} Hz and 10^{17} Hz. Depending on the definition used, PKS 1424+240 is either an intermediate-frequency-peaked BL Lac (IBL) (Nieppola et al. 2006) or a high-frequency-peaked BL Lac (HBL) (Padovani & Giommi 1996; Abdo et al. 2009a).

Gamma-ray emission from PKS 1424+240 was not detected by EGRET (Fichtel et al. 1994), but was recently observed with the *Fermi* LAT pair-conversion telescope (Abdo et al. 2009b,c). The reported flux above 100 MeV of $(6.2 \pm 0.8) \times 10^{-8} \text{cm}^{-2} \text{s}^{-1}$ and hard spectral index $\Gamma = 1.80 \pm 0.07$ ($dN/dE \propto E^{-\Gamma}$) triggered VERITAS observations.

The redshift of PKS 1424+240 is not known. Scarpa & Falomo (1995) have derived a lower limit on the redshift of $z > 0.06$ and Sbarufatti et al. (2005) a limit of $z > 0.67$, both assuming a minimum luminosity of the host galaxy. The latter authors also reported evidence that the ratio of the nucleus to host luminosity is much larger than 100, which is

79 typical for BL Lac objects but complicates photometric determination of the redshift.

80 We report the detection of PKS 1424+240 in VHE gamma rays and contemporaneous
81 observations with *Fermi*, *Swift*, and the MDM observatory. Shortly after the VHE discovery
82 (Ong 2009), it was confirmed by the MAGIC collaboration (Teshima 2009). This discovery
83 marks the first *Fermi*-motivated VHE discovery.

84 2. Observations and Analysis of VERITAS Data

85 The VERITAS observatory, located in southern Arizona at 1.3 km a.s.l., is described in
86 detail in Weekes et al. (2002) and Holder et al. (2006).

87 PKS 1424+240 was observed with VERITAS between 2009 February 19 and June 21 at
88 zenith angles between 7° and 30° . The observations were performed in wobble mode (Fomin
89 et al. 1994) with a 0.5° offset, enabling simultaneous background estimation. About one
90 third of the data were taken during low levels of moonlight. About 65% of the observations
91 were conducted with only three telescopes due to the relocation of one telescope, which
92 began in May and was completed in August 2009. Of the 37.3 hours of data, 28.5 hours
93 survive standard data quality selection.

94 Events are reconstructed following the procedure in Acciari et al. (2008). The recorded
95 shower images are parameterized by their principal moments, giving an efficient suppression
96 of the far more abundant cosmic-ray background. Two separate sets of cuts are applied
97 to reject background events, hereafter called *soft* and *medium*. These cuts are applied
98 to the parameters *mean scaled width* (MSW), and *mean scaled length* (MSL), apparent
99 altitude of the maximum Cherenkov emission (shower maximum), and θ^2 , the squared
100 direction between the position of PKS 1424+240 and the reconstructed origin of the event.
101 Studies on independent data sets show that a shower-maximum cut significantly improves

102 the low energy sensitivity. *Soft* cuts have a higher sensitivity for sources with soft photon
 103 spectra because of a lower energy threshold resulting from a minimum *size* cut of 50
 104 photoelectrons. In the *medium* cuts a minimum *size* cut of 100 photoelectrons is applied.
 105 *Size* is a measure of the recorded photoelectrons from a shower and a good indicator of
 106 the energy of the primary. For the *soft*-cuts analysis the remaining cuts are $MSW < 1.06$,
 107 $MSL < 1.30$, shower maximum > 7 km, and $\theta^2 < (0.14^\circ)^2$, and $MSW < 1.04$, $MSL < 1.28$,
 108 shower maximum > 5 km, and $\theta^2 < (0.1^\circ)^2$ for the *medium* cuts. The cuts have been
 109 optimized *a priori* to yield the highest sensitivity for a source with 5% of the Crab Nebula
 110 gamma-ray flux. The results are independently reproduced with two different analysis
 111 packages explained in Cogan (2008) and Daniel (2008).

112 In the *soft*-cuts analysis, 1907 on-source events remain out of 1.25×10^7 triggered
 113 events. The background calculated with the reflected-region method (Berge et al. 2007) is
 114 1537 events, which leaves an excess of 370 events. Figure 1 shows the corresponding θ^2
 115 distribution. The statistical significance of the observed excess is 8.5 standard deviations,
 116 σ , calculated with Equation 17 of Li & Ma (1983), and including a trials factor of two
 117 for the two sets of cuts. In the *medium*-cuts analysis the post-trials significance is 4.8σ
 118 (329 on-source events with an estimated background of 244). The angular distribution of
 119 the excess events is consistent with a point source. The center of gravity of the excess is
 120 $14^{\text{h}} 27^{\text{m}}, 0^{\text{s}} \pm 7^{\text{s}}_{\text{stat}}, 23^\circ 47' 40'' \pm 2'_{\text{stat}}$ coinciding with the position of PKS 1424+240 in radio
 121 (Fey et al. 2004). The VERITAS source name is VER J1427+237.

122 Figure 2 shows the light curve of PKS 1424+240 in different energy bands for the time
 123 period overlapping the VERITAS observations. The flux measured by VERITAS above
 124 140 GeV is $\sim 5\%$ of the Crab Nebula flux. The VERITAS data from each dark period² are
 125 combined into a single bin to produce a light curve, which is consistent with a constant flux,

²The ~ 3 week observing period between full moons

126 $\chi^2=0.3$ for 3 degrees of freedom (d.o.f.). However, even a doubling in flux would have been
 127 difficult to detect. There is no evidence for strong flaring episodes on shorter timescales.

128 Figure 3 shows the differential photon spectra derived with the *soft*-cuts and
 129 *medium*-cuts analyses, with one overlapping flux point at 260 GeV. The fraction of events
 130 that are used both in the last bin in the *soft*-cuts analysis and in the second bin in the
 131 *medium*-cuts analysis is about 2%, small enough to allow a combined fit of the flux points
 132 from the two analyses, with the more significant *soft*-cuts result at 260 GeV used in the
 133 fit. The combined spectrum is well parameterized ($\chi^2=2.2$ for 4 d.o.f.) by a power law
 134 $dN/dE = F_0 \cdot (E/E_0)^{-\Gamma}$, where the photon index Γ is $3.8 \pm 0.5_{\text{stat}} \pm 0.3_{\text{syst}}$ and F_0 is
 135 $(5.1 \pm 0.9_{\text{stat}} \pm 0.5_{\text{syst}}) \times 10^{-11} \text{ TeV}^{-1} \text{ cm}^{-2} \text{ s}^{-1}$ for $E_0 = 200 \text{ GeV}$. The combined spectrum is
 136 consistent with the fit of the *soft*-cuts points alone, albeit with half the uncertainty on the
 137 photon index.

138 3. Multiwavelength Observations

139 Gamma-ray observations with *Fermi*-LAT (100 MeV to 300 GeV), X-ray and
 140 optical observations with *Swift* XRT (0.2–10 keV) and UVOT (170–650 nm), and optical
 141 observations in the R, V and I bands at the MDM observatory were obtained simultaneously
 142 or quasi-simultaneously with the VERITAS observations.

143 The LAT pair-conversion telescope on board the *Fermi* Gamma-ray Space Telescope
 144 continuously monitors the entire sky between 100 MeV and several hundred GeV (Atwood
 145 et al. 2009). The LAT data overlapping with the VERITAS observations were analyzed by
 146 selecting “diffuse” class events that have the highest probability of being photons. Further
 147 event selection was done by only accepting events that come within a 15° radius from
 148 PKS 1424+240 and have energies between 0.1 and 300 GeV. Events with zenith angles above

149 105° were excluded to limit contamination by gamma rays coming from the Earth’s albedo.

150 The analysis of the photon spectrum and light curve were performed with the standard
 151 likelihood analysis tools available from HEASARC `ScienceTools v9r15p2`. Accidental
 152 coincidences with charged cosmic rays in the detector were accounted for using instrument
 153 response functions `P6_V3_DIFFUSE`. The background model used to extract the gamma-ray
 154 signal includes a Galactic diffuse emission component and an isotropic component³. The
 155 isotropic component includes contributions from the extragalactic diffuse emission as well as
 156 from residual charged particle backgrounds. The spectral shape of the isotropic component
 157 was derived from residual high latitude events after the Galactic contribution had been
 158 modeled. The background model also takes into account unresolved gamma-ray sources in
 159 the region of interest, thus avoiding a bias in the spectral reconstruction. To further reduce
 160 systematic uncertainties in the analysis, the normalization and spectral parameters in the
 161 background model were allowed to vary freely during the spectral point fitting.

162 The *Fermi*-LAT flux measurements are shown in the broadband SED in Figure 4. The
 163 flux values are unfolded by assuming an underlying power-law, giving an integrated flux
 164 over the 0.1–300 GeV band $(7.04 \pm 0.96_{\text{stat}} \pm 0.38_{\text{sys}}) \times 10^{-8} \text{cm}^{-2} \text{s}^{-1}$, and a differential
 165 photon spectral index $\Gamma_{\text{LAT}} = 1.73 \pm 0.07_{\text{stat}} \pm 0.05_{\text{sys}}$. The light curve of the integral flux
 166 above 100 MeV is plotted with 10-day bins in Figure 2. A fit with a constant yields a
 167 $\chi^2 = 11.5$ for 11 d.o.f., suggesting no variability.

168 Target of opportunity observations of nearly 16 ksec, distributed over ten observing
 169 periods, were obtained with *Swift* (Gehrels et al. 2004) following the detection of VHE
 170 emission from PKS 1424+240. The data reduction and calibration of the XRT data
 171 were completed with the HEASoft v6.6.3 standard tools. The XRT data were taken in

³<http://fermi.gsfc.nasa.gov/ssc/data/access/lat/BackgroundModels.html>

172 photon-counting mode and contained modest pile up for nine of the observations, which
 173 was taken into account by masking a region with 3-6 pixel radius around the source. The
 174 outer radius chosen for the signal region was 20 pixels and a background region of similar
 175 size was chosen about 5 arcminutes off source.

176 X-ray energy spectra could be extracted from all observing periods and are well
 177 described by an absorbed power law using the fixed Galactic column density of neutral
 178 hydrogen from Dickey & Lockman (1990) ($N_{\text{H}} = 0.264 \times 10^{21} \text{ cm}^{-2}$). The fit spectral index
 179 varies between 2.1 and 2.9 (photon index between 3.1 and 3.9) with a typical statistical
 180 uncertainty of 0.1, while the normalization changes between 1.40×10^{-2} and 0.74×10^{-2}
 181 photons $\text{keV}^{-1} \text{cm}^{-2} \text{s}^{-1}$ at 1 keV with a typical uncertainty of $0.07 \times 10^{-2} \text{ keV}^{-1} \text{cm}^{-2} \text{ s}^{-1}$.
 182 For the modeling of the SED we use the average spectrum shown in Figure 4. The light
 183 curve shows that the X-ray flux is variable over the ten days of observation. A fit to a
 184 constant flux yields a χ^2 of 60 for 9 d.o.f.. UVOT observations were taken in the six V,
 185 B U, W1, M2 and W2 bands and were calibrated using standard techniques (Poole et al.
 186 2008). The reddening has been accounted for by interpolating the absorption values from
 187 Schlegel et al. (1998) with a galactic spectral extinction model (Fitzpatrick 1999) obtaining
 188 0.663, 0.968, 0.922 mag for the three UV bands W1, M2, and W2 and an assumed redshift
 189 of $z=0$. The corresponding light curves are shown in Figure 2.

190 Data in the optical bands were also obtained with the 1.3m telescope and 4K
 191 imager of the MDM observatory located on the west ridge of Kitt Peak near Tucson,
 192 Arizona. The CCD was operated in unbinned mode, which produces an image scale of
 193 0.315 arcseconds/pixel. 2-4 images were obtained in the V, R, and I bands during each
 194 observation. Physical magnitudes were computed from differences in the instrumental
 195 magnitudes from the three standard stars in Fiorucci & Tosti (1996), assuming that the
 196 magnitudes quoted in that paper are exact. The magnitudes were then corrected for

197 Galactic extinction using extinction coefficients calculated following Schlegel et al. (1998),
 198 taken from NED⁴, and were then converted into νF_ν fluxes. During the 14-day span of the
 199 optical photometry, the visual brightness increased by 14% and colors became slightly bluer.

200 4. Redshift Upper Limit

201 The observed gamma-ray spectrum above 100 GeV is affected by the absorption of
 202 gamma rays via pair conversion with EBL photons (Nikishov A. I. 1962; Gould & Schröder
 203 1967). Depending on the redshift, this effect can result in a significant softening of the
 204 spectrum. We estimate an upper limit of the redshift of PKS 1424+240 by assuming an
 205 intrinsic VHE spectrum and making use of the recent advances in extragalactic background
 206 light (EBL) modeling.

207 We assume that the intrinsic spectrum above 140 GeV can be described by a power law.
 208 The hardest photon index that we consider is 1.7, which is the value from the simultaneous
 209 *Fermi* observations. The use of Fermi observations allows a model independent estimate
 210 of the hardest possible intrinsic spectrum (see also Abdo et al. 2009d). The power law
 211 with an index of 1.7 is absorbed using recent EBL models from Franceschini et al. (2008),
 212 Gilmore et al. (2009), and Finke et al. (2009). After absorption the shape of the spectrum
 213 is fit to the VERITAS spectrum with the normalization as a free parameter, and the best
 214 estimate of the redshift is determined by minimizing χ^2 . For an intrinsic index of 1.7 this
 215 best fit redshift is $z = 0.5 \pm 0.1_{\text{stat}} \pm 0.1_{\text{syst}}$ with a $\chi^2 = 4$ and 5 d.o.f. . The systematic
 216 uncertainty is estimated from the differences in the EBL models.

217 Instead of assuming no break in the photon spectrum, a more likely scenario is that the
 218 intrinsic spectrum softens with increasing energy. In this case an index of 1.7 is an upper

⁴ <http://nedwww.ipac.caltech.edu>

219 limit of the true photon index and the corresponding upper limit on the redshift is $z < 0.66$
 220 with a 95% confidence level.

221 5. Spectral Modeling

222 The spectral energy distribution, comprising data from all of the observations, is shown
 223 in Figure 4. We model the SED using an improved version of the leptonic one-zone jet
 224 model of Böttcher & Chiang (2002). These calculations include time-dependent particle
 225 injection and evolution, and they allow for quasi-equilibrium solutions in which a slowly
 226 varying broken power-law electron distribution arises from a single power-law injection
 227 function, $dn_{\text{inj}}/d\gamma \propto \gamma^{-q}$ with a low- and high-energy cutoff γ_1 and γ_2 , respectively. All
 228 model fits presented here are in the fast-cooling regime, with the cooling break at γ_1 . We
 229 define the magnetic-field equipartition ϵ_B as $\epsilon_B \equiv L_B/L_e$ with L_B the Poynting flux derived
 230 from the magnetic energy density and L_e the energy flux of the electrons propagating
 231 along the jet. The corresponding partition fraction for an electron-proton plasma assuming
 232 $L_p = 10 \times L_e$ of cold protons would be one order of magnitude lower. For an in-depth
 233 description of this quasi-equilibrium jet model, see Acciari et al. (2009).

234 There are few observational constraints on the model parameters for PKS 1424+240
 235 and the redshift is unknown. No superluminal motion has been resolved in this object, and
 236 it has not been monitored well enough to firmly establish a minimum variability timescale
 237 to constrain the size of the emitting region. The different sizes of the emission region R_B
 238 assumed here are compatible with the X-ray variability timescale of about a day. We
 239 therefore consider a range of plausible redshifts and adopt model parameters which were
 240 typically adequate for modeling other VHE blazars. The redshifts investigated range from
 241 $z = 0.05$, similar to the redshift of the nearby HBLs Mrk 421 and Mrk 501, to $z = 0.7$. This
 242 covers the redshift range determined in the previous section and is just above the lower

243 limit set by Sbarufatti et al. (2005), $z > 0.67$.

244 The shape of the high-energy part of the electron spectrum is well constrained by the
 245 rather steep slope of the X-ray spectrum, which has an average photon index $\Gamma_{\text{X-ray}} \sim 3.7$.
 246 In all fits, the relativistic electrons are injected into the emission region with a fixed $q = 5.1$.
 247 Lacking direct constraints on the viewing angle θ_{obs} , it was chosen such that the Doppler
 248 factor $D = (\Gamma[1 - \beta_{\Gamma} \cos \theta_{\text{obs}}])^{-1} = \Gamma$, where Γ is the bulk Lorentz factor of the emitting
 249 material, and $\beta_{\Gamma}c$ is the velocity. The model parameters that were varied are shown in Table
 250 1. Figure 4 shows the fits, after EBL absorption using the model of Gilmore et al. (2009).

251 The SED modeling shows that a reasonable fit can in principle be achieved for any
 252 redshift in the considered range. However, the inset in Figure 4 illustrates that above
 253 $z \sim 0.2$, the model VHE gamma-ray spectrum becomes increasingly too steep compared
 254 with the observed VERITAS spectrum. Furthermore, for redshifts $z > 0.4$ the models
 255 require unreasonably large Doppler factors of $D > 50$. We note that in particular for the
 256 lowest redshift considered, $z = 0.05$, a good fit can be achieved with almost equipartition
 257 between magnetic-field and electron energy densities.

258 An attempt to improve the fit in the gamma-ray bands, by including an external
 259 Compton component, results in a steeper VHE gamma-ray spectrum. This is in conflict
 260 with the VERITAS spectrum and a worse representation of the *Fermi* spectrum. We
 261 therefore conclude that a leptonic fit to the SED of PKS 1424+240 during the VERITAS
 262 observation is possible with a pure SSC model very close to equipartition, in particular if
 263 the redshift of the source is $z < 0.1$.

6. Summary

264

265 We report the detection of PKS 1424+240 in VHE gamma-rays. The observation with
 266 VERITAS was motivated by the release of the first *Fermi* source lists (Abdo et al. 2009b,c)
 267 and this is the first time that *Fermi* observations have led to the discovery of a new source
 268 in the adjacent VHE band.

269

270 The VHE spectrum of PKS 1424+240 has a photon index of $3.8 \pm 0.5_{\text{stat}} \pm 0.3_{\text{sys}}$, whereas
 271 the spectrum in the *Fermi* energy range has a photon index of $1.73 \pm 0.07_{\text{stat}} \pm 0.05_{\text{sys}}$,
 272 indicating a break in the spectrum at several tens of GeV. The break can be explained
 273 by a one-zone SSC model assuming a wide range of redshifts or could result from EBL
 274 absorption if the redshift is about 0.5 and the intrinsic photon index is 1.7, from which a
 275 redshift upper limit of 0.66 is inferred. The modeling favors a lower redshift but cannot
 276 exclude that PKS 1424+240 is among the most distant sources detected in the VHE regime.

276

277 PKS 1424+240 is the third extragalactic source detected in the VHE regime with
 278 an unknown or uncertain redshift. It is evident that increased efforts are needed to
 279 determine the redshifts of VHE detected blazars. A redshift measurement will allow a
 280 better understanding of the source-intrinsic mechanisms and the absorption effects which
 go along with the gamma-ray propagation.

281

282 VERITAS is supported by grants from the US Department of Energy, the US National
 283 Science Foundation, and the Smithsonian Institution, by NSERC in Canada, by Science
 284 Foundation Ireland, and by STFC in the UK. We acknowledge the excellent work of the
 285 technical support staff at the FLWO and the collaborating institutions in the construction
 286 and operation of the instrument. N. O. acknowledges the receipt of a Feodor Lynen
 fellowship of the Alexander von Humboldt Foundation.

287

The *Fermi* LAT Collaboration acknowledges support from a number of agencies

288 and institutes for both development and the operation of the LAT as well as scientific
289 data analysis. These include NASA and DOE in the United States, CEA/Irfu and
290 IN2P3/CNRS in France, ASI and INFN in Italy, MEXT, KEK, and JAXA in Japan, and
291 the K. A. Wallenberg Foundation, the Swedish Research Council and the National Space
292 Board in Sweden. Additional support from INAF in Italy and CNES in France for science
293 analysis during the operations phase is also gratefully acknowledged.

294 This research has made use of the SIMBAD database, operated at CDS, Strasbourg,
295 France.

296 *Facilities:* VERITAS, Swift, Fermi.

REFERENCES

297

298 Abdo, A., et al. 2009a, ApJ, in preparation

299 Abdo, A. A., et al. 2009b, ApJS, 183, 46

300 Abdo, A. A., et al. 2009c, ApJ, 700, 597

301 Abdo, A., et al. 2009d, ApJ, submitted

302 Acciari, V. A., et al. 2008, ApJ, 679, 1427

303 Acciari V. A., et al. 2009, ApJ, 707, 612

304 Atwood, W. B., et al. 2009, ApJ, 697, 1071

305 Berge, D., Funk, S., & Hinton, J. 2007, A&A, 466, 1219

306 Böttcher, M., & Chiang, J. 2002, ApJ, 581, 127

307 Böttcher, M. 2007, Ap&SS, 309, 95

308 Cogan, P. 2008, International Cosmic Ray Conference, 3, 1385

309 Condon, J. J., Hicks, P. D., & Jauncey, D. L. 1977, AJ, 82, 692

310 Daniel, M. K. 2008, 30th International Cosmic Ray Conference, 3, 1325

311 Dickey, J. M., & Lockman, F. J. 1990, ARA&A, 28, 215

312 Fey, A. L., et al. 2004, AJ, 127, 3587

313 Fichtel, C. E., et al. 1994, ApJS, 94, 551

314 Finke, J. D., Razzaque, S., & Dermer, C. D. 2009, arXiv:0905.1115

315 Fiorucci, M., & Tosti, G. 1996, A&AS, 116, 403

- 316 Fitzpatrick, E. L. 1999, *PASP*, 111, 63
- 317 Fleming, T. A., Green, R. F., Jannuzi, B. T., Liebert, J., Smith, P. S., & Fink, H. 1993,
318 *AJ*, 106, 1729
- 319 Fomin, V. P., Stepanian, A. A., Lamb, R. C., Lewis, D. A., Punch, M., & Weekes, T. C.
320 1994, *Astroparticle Physics*, 2, 137
- 321 Franceschini, A., Rodighiero, G., & Vaccari, M. 2008, *A&A*, 487, 837
- 322 Gehrels, N., et al. 2004, *ApJ*, 611, 1005
- 323 Gilmore, R. C., Madau, P., Primack, J. R., Somerville, R. S., & Haardt, F. 2009,
324 arXiv:0905.1144
- 325 Gould, R. J., & Schröder, G. P. 1967, *Physical Review* , 155, 1404
- 326 Hillas, A. M. 1985, *International Cosmic Ray Conference*, 3, 445
- 327 Holder, J. et al. 2006, *Astroparticle Physics*, 25, 391
- 328 Impey, C. D., & Tapia, S. 1988, *ApJ*, 333, 666
- 329 Li, T.-P., & Ma, Y.-Q. 1983, *ApJ*, 272, 317
- 330 Maraschi, L., Fossati, G., Tagliaferri, G., & Treves, A. 1995, *ApJ*, 443, 578
- 331 Nieppola, E., Tornikoski, M., & Valtaoja, E. 2006, *A&A*, 445, 441
- 332 Nikishov A. I. 1962 *JETP*, 14, 393
- 333 Ong, R. A. 2009, *The Astronomer's Telegram*, 2084, 1
- 334 Padovani, P., & Giommi, P. 1996, *MNRAS*, 279, 526
- 335 Poole, T. S., et al. 2008, *MNRAS*, 383, 627

- 336 Sbarufatti, B., Treves, A., & Falomo, R. 2005, *ApJ*, 635, 173
- 337 Scarpa, R., & Falomo, R. 1995, *A&A*, 303, 656
- 338 Schlegel, D. J., Finkbeiner, D. P., & Davis, M. 1998, *ApJ*, 500, 525
- 339 Siebert, J., Brinkmann, W., Laurent-Muehleisen, S. A., & Matsuoka, M. 2000, *Advances in*
340 *Space Research*, 25, 729
- 341 Teshima, M. 2009, *The Astronomer's Telegram*, 2098, 1
- 342 Weekes, T. et al. 2002, *Astroparticle Physics*, 17, 221

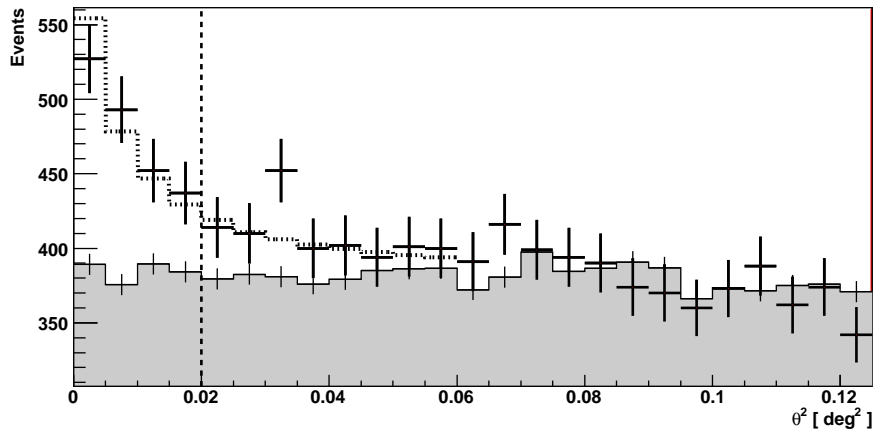


Fig. 1.— Distribution of θ^2 for VERITAS events selected with *soft* cuts. The points with error bars denote the on-source events. The background is shown by the shaded histogram. The dashed vertical line shows the applied θ^2 -cut. The expected distribution for a point source is given by the dotted line.

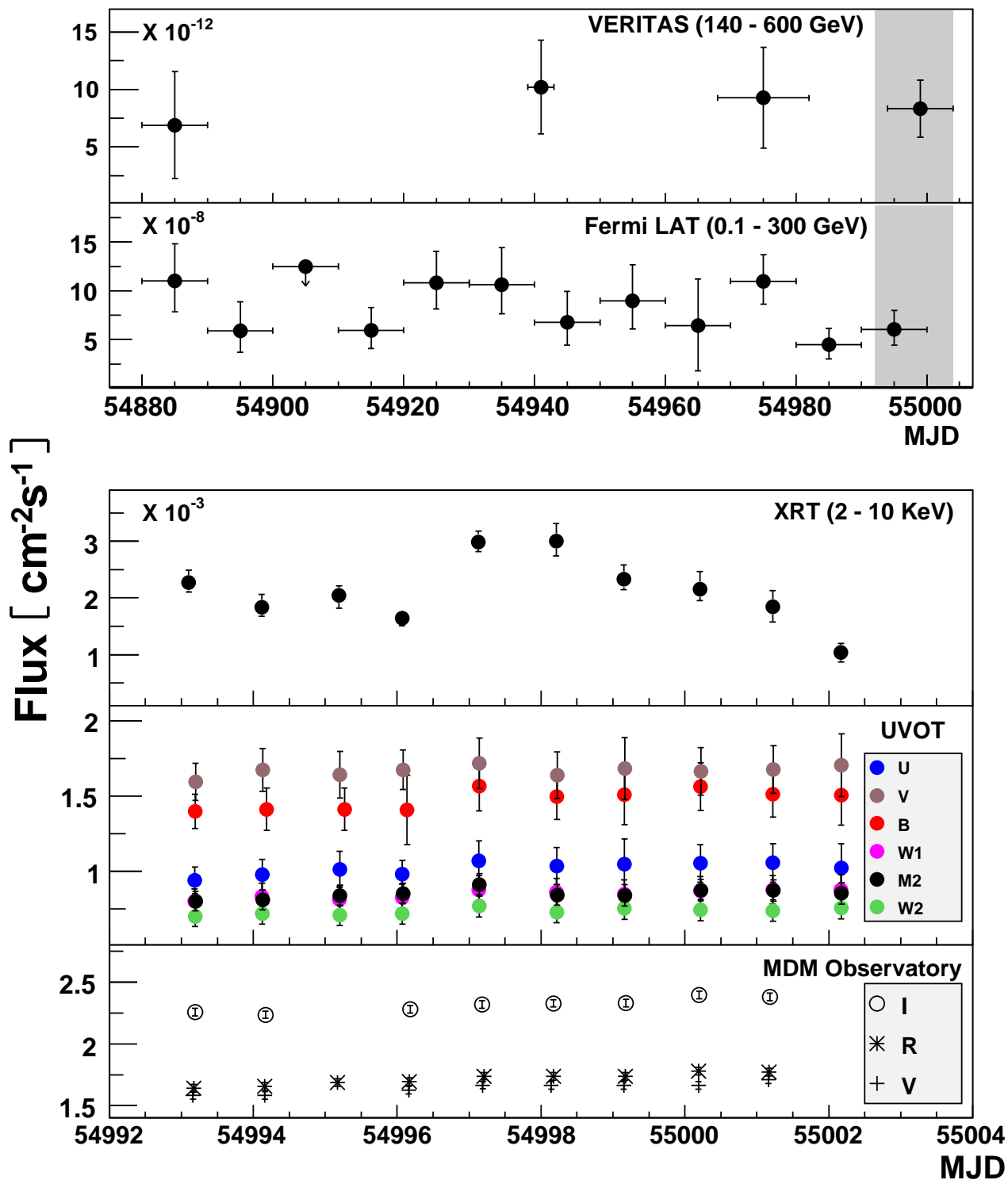


Fig. 2.— Light curves of PKS 1424+240 in VHE gamma rays (VERITAS), HE gamma rays (*Fermi*-LAT), X-rays (*Swift* XRT), UV (*Swift* UVOT) and optical (*Swift* UVOT, MDM). The X-ray, UV and optical light curves cover the time period indicated in the upper two light curves by the shaded region. The horizontal bars in the VHE and HE light curves

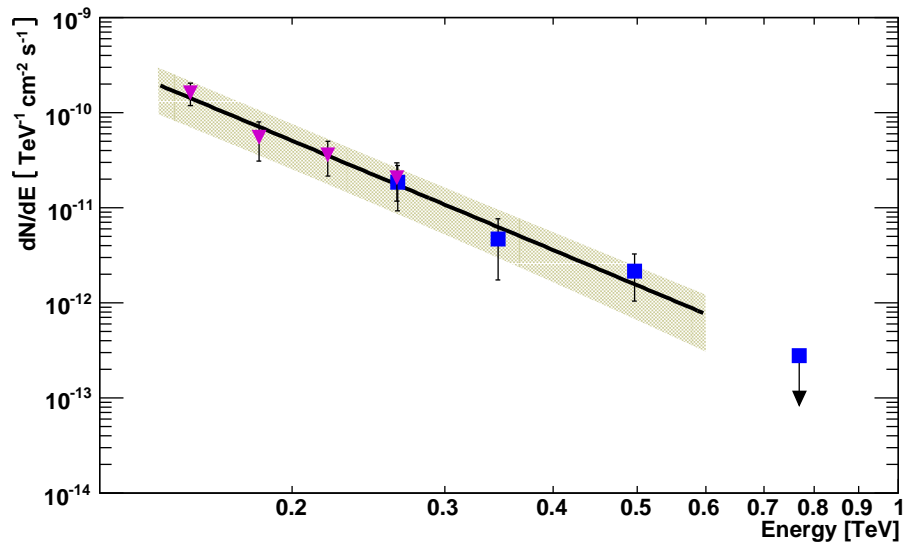


Fig. 3.— The time averaged differential photon spectrum of PKS 1424+240 measured by VERITAS between February 19 and June 21, 2009. The triangles are from the *soft*-cuts analysis and the squares from the *medium*-cuts analysis. The flux point at 260 GeV is reconstructed in both analysis. The solid lines shows the fit with a power law. The shaded area shows the systematic uncertainty of the fit, which is dominated by a 20% uncertainty on the energy scale.

Table 1: SSC fit parameters for PKS 1424+240 as a function of assumed redshift.

| Parameter | $z = 0.05$ | $z = 0.10$ | $z = 0.2$ | $z = 0.3$ | $z = 0.4$ | $z = 0.5$ | $z = 0.7$ |
|-----------------------------------|------------|------------|-----------|-----------|-----------|-----------|-----------|
| L_e [10^{43} erg s $^{-1}$] | 1.60 | 4.12 | 10.7 | 18.9 | 29.2 | 47.1 | 88.8 |
| L_B [10^{43} erg s $^{-1}$] | 1.66 | 5.47 | 16.9 | 31.1 | 45.9 | 49.8 | 66.2 |
| γ_1 [10^4] | 3.7 | 3.7 | 3.6 | 3.4 | 3.2 | 3.6 | 3.7 |
| γ_2 [10^5] | 4.0 | 4.0 | 4.0 | 4.0 | 4.5 | 4.0 | 4.0 |
| D | 15 | 18 | 25 | 30 | 35 | 45 | 60 |
| B [G] | 0.37 | 0.31 | 0.25 | 0.24 | 0.25 | 0.18 | 0.14 |
| ϵ_B | 1.04 | 1.33 | 1.59 | 1.65 | 1.57 | 1.06 | 0.75 |
| R_B [10^{16} cm] | 1.2 | 2.2 | 3.4 | 4.0 | 4.0 | 4.5 | 5.0 |

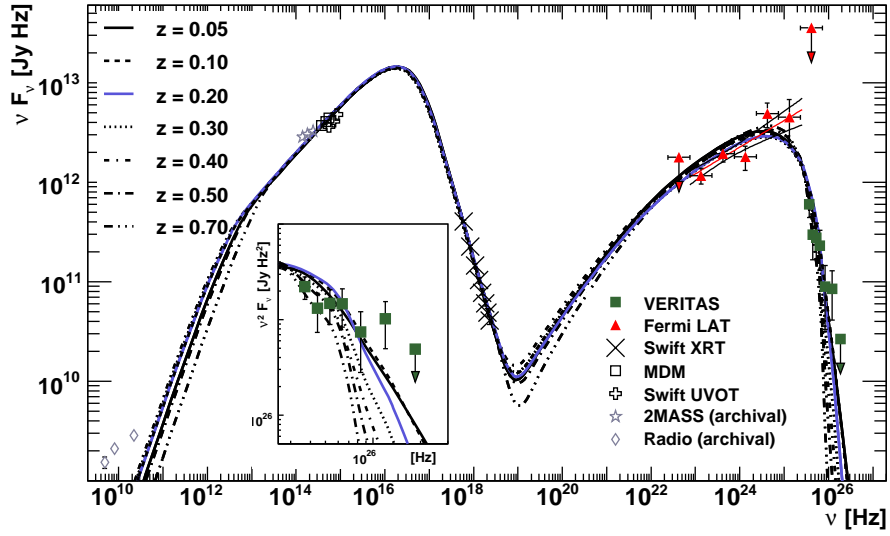


Fig. 4.— SED of PKS 1424+240. The lines show SSC-model fits assuming different redshifts. The inset shows a zoom of the SED on the VERITAS data in a $\nu^2 F_\nu$ representation. The *Fermi* data are presented together with their corresponding power-law fit and one standard deviation uncertainty. The upper limits correspond to 95% confidence level.