

# TWO AND SINGLE SUPERCONDUCTIVE CAPACITOR PARADOX

Vladan Panković

Department of Physics, Faculty of Sciences, 21000 Novi Sad,  
Trg Dositeja Obradovića 4 , Serbia, vladan.pankovic@df.uns.ac.rs

## Abstract

In this work we consider a new version of the remarkable two capacitor paradox, concretely its simpler form called single capacitor paradox in realistic case when all capacitors plates, conductors and switch are made by the same kind of superconductive material. In non-superconductive regime (when temperature is larger than critical) electric circuit holds non-zero residual electric resistance by means of which decrease of the initial electric field energy in closed circuit by single capacitor discharge can be explained. (Also it will be supposed that within mentioned electric circuit any residual inductivity can be effectively neglected.) But in superconductive regime (when temperature is smaller than critical) electric circuit exactly does not hold any residual resistance and we consider what then appears. It is shown that here, according to London law, electric field energy in closed circuit oscillates during time between its initial value and zero what seemingly represents new single (two) superconductive capacitor paradox (of electric field energy oscillation). Precisely, it is shown that here electric charge and current harmonically oscillate during time in such way that mentioned electric circuit can be considered as a typical LC circuit with inductivity defined by superconductivity, i.e. London parameter and capacitor characteristics. In this way total energy of the capacitor variable electric field and electric current variable magnetic field stands constant which represents solution of mentioned paradox.

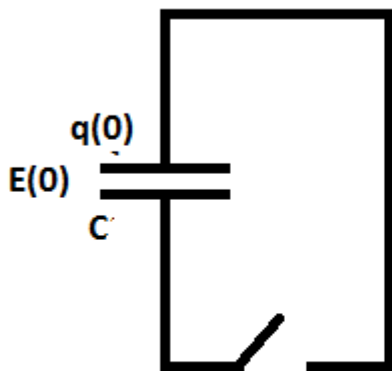
**PACS number:** 41.20-q , 74.20.-z

**Key words:** superconductivity, capacitor paradox

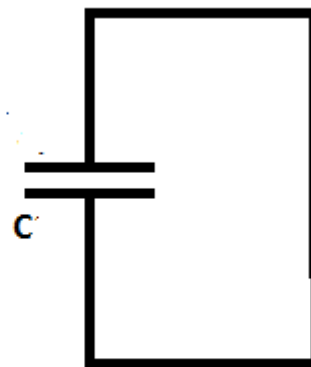
As it is well-known famous two-capacitors paradox, formulated and considered in many textbooks and articles on the basic principles and applications of the electronic and electrodynamics [1]-[7], states the following. Consider an ideal (without any electrical resistance) electric circuit with two identical capacitors, conductor and switch. Suppose that initially switch is in OFF state (open circuit), first capacitor is charged and second capacitor is non-charged. In this way there is initial non-zero total energy of the electric field in circuit that is identical to initial non-zero energy of the electric field in the first capacitor. In given circuit, quickly after transition from initial, open state (switch OFF state) in the final, closed state (switch ON state), both capacitor become finally equally charged with one half of the initial charge of the first capacitor. Simultaneously final energy of the electric fields in the

first capacitor is identical to final energy of the electric fields in the second capacitor but total final energy of the electric field in circuit is only one half of the initial total energy of the electric field in circuit. It seems as an unexpected, mysterious loss of the half of initial total energy of electric field in circuit. Different authors [4]-[7] suggest an option that given energy loss is realized by different dissipative processes (Joule heating or/and electromagnetic waves emissions) realized by residual electric resistances and inductivities in realistic circuits..

Practically the same paradox can be formulated in simpler way as single capacitor paradox. Consider an ideal (without any electric resistance) electric circuit with single capacitor with capacity  $C$ , conductor and switch. Suppose that initially switch is in OFF state (open circuit) and that capacitor is charged with charge  $q(0)$  (figure 1.). In this way there is corresponding initial energy of the electric field  $E(0)$ . Given capacitor, quickly after transition of the circuit in the final, closed state (switch ON state), becomes finally totally discharged with corresponding zero final energy of the electric field. It seems as an unexpected, mysterious loss of the initial energy of electric field. Obviously, analogous option that given energy loss is realized by different dissipative processes (Joule heating or/and electromagnetic waves emissions) in realistic circuits can be suggested again..



**Figure 1.:**



**Figure 2.**

In this work we shall consider a new version of the two capacitor paradox, concretely its simpler form called single capacitor paradox in realistic case when all capacitors plates, conductors and switch are made by the same kind of superconductive material. In non-superconductive regime (when temperature is larger than critical) electric circuit holds non-zero residual electric resistance by means of which decrease of the initial electric field energy in closed circuit by single capacitor discharge can be explained. (Also it will be supposed that within mentioned electric circuit any residual inductivity can be effectively neglected.) But in superconductive regime (when temperature is smaller than critical) electric circuit exactly does not hold any residual resistance and we consider what then appears. It will be shown that here, according to London law, electric field energy in closed circuit oscillates during time between its initial value and zero what seemingly represents new single (two) superconductive capacitor paradox (of electric field energy oscillation). Precisely, it will be shown that here electric charge and current harmonically oscillate during time in such way that mentioned electric circuit can be considered as a typical LC circuit with inductivity

defined by superconductivity, i.e. London parameter and capacitor characteristics. In this way total energy of the capacitor variable electric field and electric current variable magnetic field stands constant which represents solution of mentioned paradox.

Consider a superconductor in form of tiny torus with constant cross section surface  $S$  in superconductive regime (figure 3.) . As it is well-known through mentioned superconductor constant electric current  $I=dq/dt$  (where  $q$  represents electric charge and  $t$  – time) with corresponding current density intensity  $j=I/S$  can circulate practically eternally.

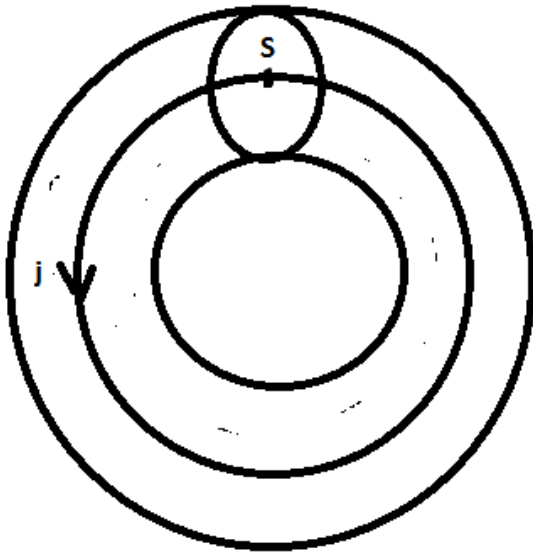


Figure 3.

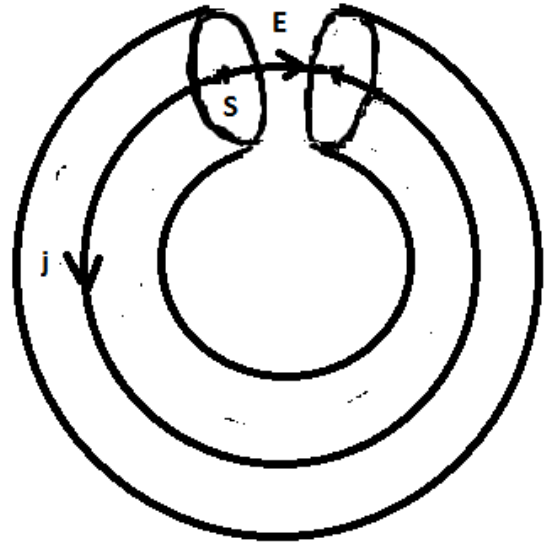


Figure 4.

Suppose now that a relatively small segment from mentioned superconductor is eliminated so that two cross-section plates of mentioned superconductor can be considered practically parallel (figure 4.). Simultaneously it will be supposed that distance between two mentioned plates  $d$  is sufficiently large so that Josephson effects can be effectively neglected. Suppose further that in mentioned superconductor initially there is no electric current but that one cross-section plate is charged with electric charge  $+Q$  and other cross-section plate with electric charge  $-Q$ . In this way mentioned cross-section plates represent a capacitor with initial energy of the electric field between plates

$$(1) \quad W_{ef}(0) = Q^2/(2C)$$

where  $C = \epsilon_0 S/d$  represents mentioned capacitor capacity and  $\epsilon_0$ – vacuum permittivity (of course, if between capacitor plates there is some dielectric with corresponding permittivity  $\epsilon$  then  $C = \epsilon S/d$  ).

Dynamics of mentioned superconductor we shall study by London constitutive equations

$$(2) \quad \partial \mathbf{j} / \partial t = \alpha \mathbf{E}$$

$$(3) \quad \text{rot } \mathbf{j} = \alpha \mathbf{B}$$

where  $\mathbf{E}$  represents electric field,  $\mathbf{B}$  – magnetic field and  $\alpha$  – London parameter (constant). (Accurately  $\alpha = ne^2/m$  where  $e$  represents electron charge,  $m$  – electron mass and  $n$  phenomenological parameter correlated with number density of the superconducting carriers.)

Since here there is no magnetic field we can consider only equation (2). As it is not hard to see equation (2) can be simplified by the following equation

$$(4) \quad (d^2q/dt^2)/S = -\alpha q/(Cd)$$

that can be simply transformed in

$$(5) \quad (d^2q/dt^2) = -\alpha Sq/(Cd) = -\alpha S/(Cd) q = -\omega^2 q$$

where

$$(6) \quad \omega = (S\alpha/(Cd))^{1/2}$$

represents corresponding circular frequency. Expression (5) represents typical harmonic oscillation dynamical law with well-known solution (for mentioned initial conditions)

$$(7) \quad q = Q \cos(\omega t)$$

so that

$$(8) \quad I = dq/dt = -Q\omega \sin(\omega t)$$

In this way energy of the electric field between capacitor plates equals

$$(9) \quad W_{ef}(t) = q^2/(2C) = Q^2/(2C) \cos^2(\omega t)$$

which means that it oscillate between initial value and zero during time. It can seem as a new m superconductive single capacitor paradox.

It can be observed that expression (4) can be simply transformed in the following expression

$$(10) \quad - (d/(\alpha S)) (d^2q/dt^2) = q/C$$

It has form of the dynamics of a typical LC oscillating electric circuit

$$(11) \quad -L (d^2q/dt^2) = q/C$$

with inductivity

$$(12) \quad L = d/(\alpha S) = \epsilon_0/\alpha = 1/(C\omega^2)$$

that depends of London parameter and capacitor characteristics.

In such LC circuit there is, as it is well-known, the following energy of the electric current magnetic field

$$(13) \quad W_{mf}(t) = LI^2/2 = Q^2/(2C) \sin^2(\omega t)$$

that oscillates between zero and maximal value  $Q^2/(2C)$  during time. Simultaneously total energy of the capacitor variable electric field and electric current variable magnetic field

$$(14) \quad W_{\text{totf}}(t) = W_{\text{ef}}(t) + W_{\text{mf}}(t) = Q^2/(2C).$$

stands constant during time which represents solution of mentioned paradox.

In conclusion, the following can be shortly repeated and pointed out. In this work we consider a new version of the remarkable two capacitor paradox, concretely its simpler form called single capacitor paradox in realistic case when all capacitors plates, conductors and switch are made by the same kind of superconductive material. In non-superconductive regime (when temperature is larger than critical) electric circuit holds non-zero residual electric resistance by means of which decrease of the initial electric field energy in closed circuit by single capacitor discharge can be explained. (Also it will be supposed that within mentioned electric circuit any residual inductivity can be effectively neglected.) But in superconductive regime (when temperature is smaller than critical) electric circuit exactly does not hold any residual resistance and we consider what then appears. It is shown that here, according to London law, electric field energy in closed circuit oscillates during time between its initial value and zero what seemingly represents new single (two) superconductive capacitor paradox (of electric field energy oscillation). Precisely, it is shown that here electric charge and current harmonically oscillate during time in such way that mentioned electric circuit can be considered as a typical LC circuit with inductivity defined by superconductivity, i.e. London parameter and capacitor characteristics. In this way total energy of the capacitor variable electric field and electric current variable magnetic field stands constant which represents solution of mentioned paradox.

## References

- [1] D. Halliday, R. Resnick, *Physics, Vol. II* (J. Willey, New York, 1978)
- [2] F. W. Sears, M.W. Zemansky, *University Physics* (Addison-Wesley, Reading, MA, 1964)
- [3] M. A. Plonus, *Applied Electromagnetics*, (McGraw-Hill, New York, 1978)
- [4] E. M. Purcell, *Electricity and Magnetism, Berkeley Physics Course Vol. II* (McGraw-Hill, New York, 1965)
- [5] R. A. Powel, *Two-capacitor problem: A more realistic view*, Am. J. Phys. **47** (1979) 460
- [6] T. B. Boykin, D. Hite, N. Singh, Am. J. Phys. **70** (2002) 460
- [7] K. T. McDonald, *A Capacitor Paradox*, class-ph/0312031