

Asymptotic expansions of Maximum Likelihood estimators errors, with an application to gravitational waves generated in the inspiral phase of binary mergers

M. Zanolin^{*}, S. Vitale^{*†} and N. Makris[‡]

April 25, 2022

Abstract

In this paper we describe a new methodology to calculate analytically the error for a maximum likelihood estimate (MLE) of physical parameters from Gravitational Wave (GW) signals. All the existing literature focuses on the usage of the Cramer Rao Lower bounds (CRLB) as a mean to approximate the errors for large signal to noise ratios. We show here how the variance and the bias of a MLE estimate can be expressed instead in inverse powers of SNRs where the first order in the variance expansion is the CRLB. As an application we compute the second order of the variance and bias for MLE of physical parameters from the inspiral phase of binary mergers and for noises of gravitational wave interferometers. The examples are limited to a single, optimally oriented, interferometer. We also compare the improved error estimate with existing numerical estimates. The value of the second order of the variance expansions allows to get error predictions closer to what is observed in numerical simulations. It also predicts correctly the necessary SNR to approximate the error with the CRLB and provides new insight on the relationship between waveform properties SNR and estimation errors. For example the timing match filtering becomes optimal only if the SNR is larger than the kurtosis of the gravitational wave spectrum. The power expansions can also be used for multiple measurements of the same observable. In that case the SNR should be replaced with SNR times the number of measurements.

^{*}Embry-Riddle Aeronautical University, 3700 Willow Creek Road, Prescott, AZ, 86301, USA

[†]Université Pierre-et-Marie-Curie - 4, Place Jussieu, 75005 Paris, France

[‡]Massachusetts Institute of Technology, 77 Mass Ave, Cambridge, MA, 02139, USA

1 Introduction

The ground-based gravitational waves detectors LIGO, Virgo, and GEO 600 ([1], [2], [3]) are rapidly improving in sensitivity. By 2015, advanced versions of these detectors should be taking data with a sensitivity approximately 10 times greater than the initial sensitivity, and as a result the detection volume will grow by a factor of about a thousand. Such improvements in detector sensitivity mean that the first gravitational-wave signature of a compact-binary coalescence (CBC) could be detected in the next few years (see for example [4]). The special role of inspiralling compact binaries resides in the ability to model the phase and amplitude of the signals quite accurately and consequently to optimize maximum signal-to-noise ratio (SNR) by using matched filtering techniques. Matched filters also provide a maximum likelihood estimation of the waveform parameters such as component masses or time of coalescence. The choice of the MLEs as reference estimators is also motivated by the fact that if an unbiased estimator that attains the CRLB exists, is the MLE.

The existing literature ([43]..[54]) evaluates the parameter estimation accuracy in two ways: numerically by performing simulations or analytically by calculating the so called Fisher information matrix (FIM) or Cramer Rao Lower Bound (CRLB). The CRLB is a convenient tool to approximate the error in large SNRs and to obtain error bounds for unbiased estimators. Unfortunately for low SNRs (below 20) where the first detections might live the CRLB can grossly underestimate the errors ([49]). The reason for the CRLB to underestimate the error is that in non linear and (or) on Gaussian data models the CRLB depends only on the curvature of the likelihood function around the true value of the parameter.

In this paper we derive an analytical tool to predict more accurately an MLE accuracy and to establish necessary conditions on sample size for the MLE to meet its asymptotic optimality. Explicitly we: (a) derive power expansions of the bias and the variance of a MLE in inverse powers of the signal-to-noise ratio. The first order of the expansion of the variance turns out to be the FIM. (b) we apply these expansions for the first time to a GW signal. The new terms of the expansion are determinant in the low SNR regime where FIM underestimates the error. The expansions employed here do not need any assumption on the probability distribution for the parameters and are also sensitive to the side lobes of the likelihood function. This is because they make use of higher order derivatives of the likelihood functions and therefore are sensitive to the nearest side lobes to the peak of the likelihood function and of the probability distribution.

In the reminder of the introduction we describe how this work relates to existing GW and parameter estimation literature.

The covariance matrix (inverse of the FIM) was derived analytically in ([50],[47],[48]) using Newtonian waveforms, extended to second-order post-Newtonian ([52],[51]) and recently revisited up to 3.5PN ([43],[44]). An alternative approach consists in estimate the errors by Monte-Carlo simulations. This has been done for example in ([45], [46]), for the lowest PN orders, where it is also suggested that the inclusion of the higher PN orders would be computationally expensive. After applying the expansions to GW inspiral signals we compared our results to recent papers that work with 3.5 PN waveforms: ([54]) performs Monte Carlo simulations on the 3.5PN wave and compares it with the FIM. Our results predict the same range of validity of the SNR. ([43]),([44]) calculate the CRLB for the three *standard* binary systems (NNS, NBH, BBH), and show how the errors change when the successive different PN orders are taken into account. They consider initial Ligo, advanced LIGO and Virgo noises. They also considers PN corrections to the *amplitude*.

We did not try to compare our results to older papers (especially from the '90) since different parameter sets, noise spectra (even for the same antenna) and PN terms were used. For example: In ([49]) a comparison between the CRLB and other bounds is done for a waveform at the 0th PN order. This work also uses different conventions on the waveform spectrum than more recent literature. In ([50]) phasing is extended to the 1.5PN order. The spin parameters are taken in account but the noise spectrum for LIGO is different than the currently used design noise curves. In ([51]), ([52]), ([45]) the 2PN wave was used: ([45]) also performs Monte Carlo simulations (at 1PN). It shows that the CRLB underestimate the parameters errors by a factor of 2 at a SNR of 10. ([51]) makes interesting observations about the fluctuation of the parameters variance with the PN orders, analyzing both the case of spin and spinless systems. The fluctuations of the variance in the spinless case is stressed in

([43]).

We describe now the relationship of the expansions presented here with the existing statistics literature. Analytic expressions for the moments of a (MLE) are often difficult to obtain given a non-linear data model. However, it is known from ([17]) that likelihood expansions can be used to obtain approximate expressions for the moments of a MLE in terms of series expansions in inverse powers of the sample size (n). These expansions are valid in small samples or SNR where the MLE may have significant bias and may not attain minimum variance.

In deriving the expansion of this paper We follow the approach of ([19]) for likelihood expansions, ([21]) for the large sample approximations and ([9], [11]) for the notation of the observed likelihood expansions. For the small sample case of interest, *asymptotic* orders generated from the likelihood expansion may contain different powers of $\frac{1}{n}$, and the contributions to a single power of $\frac{1}{n}$ may have to be collected from different *asymptotic* orders. ([26]) extending the work of ([17]), confronted the equivalent problem of separating the powers in n within the expectations of products of linear forms and arrived at expressions for the second order bias of the MLE by embedding the derivation in a discrete probability scheme. Some applications of their results are given in ([16]), ([28]), ([15]),([14]),([29]). We present here an independent derivation for the second order bias that is valid for general discrete or continuous random variables.

An expressions for the second covariance equivalent to the one derived here, was first given in a longer form (about a factor 2), and with the prescription of isolating the different asymptotic orders inside the tensors, in ([37]). The expression presented here were first derived in an unpublished MIT technical report ([36]) by two of the authors of this paper, where (a) the Bartlett identities ([12],[13]) were used to simplify the expression of the second order variance, and derive the second order bias. (b) the prescription on the tensors no longer needed to be implemented. The final form of the second order covariance has already been published without proof, in two papers ([34], [35]), where the first and third author of this paper are coauthors, involving MLE of source and environment parameters that use acoustic propagation within shallow water ocean wave guide. The full derivation of the expansions of the bias and the variance is provided in this paper. In section 2 we develop the mathematical tools we will use in the rest of the paper. Asymptotic expansions of the observed error in the inverse of the sample size allow us to obtain expressions for the first order bias and first and second order covariance matrix. In section 3 we show that the expansion in the inverse of the sample size is equivalent to an expansion in $1/SNR$. In section 4 we introduce the match field and we show how the second order covariance can be calculated in the frequency space. In section 5 we describe the post-Newtonian inspiral waveform used for the examples, and describe the parameter space. We show that the amplitude of the wave is uncorrelated to the other parameters. In section 6 we study the one-dimensional parameter space situation when only one parameter at a time is considered unknown. In the time of arrival estimation, for example, we show that estimation is optimal only if the SNR is larger than the kurtosis of the signal's spectrum. In section 7.2 We explain how we implemented the equations for inspiral signals. Results for the initial Ligo noise (section 8.1), and the advanced LIGO noises (section 8.2) are presented. In section 8.3 we compare our results with published results from Monte Carlo simulations.

2 Expansions for the Multivariate MLE error in inverse powers of the sample size

In this section, we derive the second order bias for a multivariate MLE and we introduce a chain rule that allows the derivation of the of the error covariance matrix.

For the analysis below, we consider a set of n independent and identically distributed experimental data vectors $\underline{x}_i = \{x_{i1}, ..., x_{iN}\}$, where N is the dimension of every vector. We assume that these data are described by a probability density $P(\underline{x}, \underline{\vartheta}) = \prod_i p(\underline{x}_i, \underline{\vartheta})$ that depends on a D -dimensional parameter vector $\underline{\vartheta} = \{\vartheta_1, ..., \vartheta_D\}$. According to ([19]), we suppose that the MLE $\hat{\underline{\vartheta}} = \{\hat{\vartheta}_1, ..., \hat{\vartheta}_D\}$ of $\underline{\vartheta}$ is given by a stationary point of the likelihood function $l(\underline{x}, \underline{\vartheta}) = \ln(P(\underline{x}, \underline{\vartheta})) = \sum_{i=1}^n \ln(p(\underline{x}_i, \underline{\vartheta}))$ with respect

to the components of $\underline{\vartheta}$

$$l_r(\underline{x}, \hat{\underline{\vartheta}}) = \frac{\partial l(\underline{x}, \underline{\vartheta})}{\partial \vartheta_r} \Big|_{\underline{\vartheta} = \hat{\underline{\vartheta}}} = 0 \quad r = 1, \dots, D. \quad (1)$$

The first step in deriving the likelihood expansion, if $l_r(\underline{x}, \hat{\underline{\vartheta}})$ can be expanded as a Taylor series in the components of the observed error $\hat{\underline{\vartheta}} - \underline{\vartheta}$, consists of writing $l_r(\underline{x}, \hat{\underline{\vartheta}})$ as

$$0 = l_r(\underline{x}, \hat{\underline{\vartheta}}) = l_r(\underline{x}, (\hat{\underline{\vartheta}} - \underline{\vartheta}) + \underline{\vartheta}) = l_r(\underline{x}, \underline{\vartheta}) + l_{rs}(\underline{x}, \underline{\vartheta})(\hat{\vartheta} - \vartheta)^s + \frac{1}{2} l_{rtu}(\underline{x}, \underline{\vartheta})(\hat{\vartheta} - \vartheta)^t (\hat{\vartheta} - \vartheta)^u + \dots \quad (2)$$

where $(\hat{\vartheta} - \vartheta)^r$ for $r = 1, \dots, D$ are the components of the observed error. In equation (2) and in the rest of the paper we have introduced the notation

$$l_{a_1 a_2 \dots a_s} = l_{a_1 a_2 \dots a_s}(\underline{x}, \underline{\vartheta}) = \frac{\partial^s l(\underline{x}, \underline{\vartheta})}{\partial \vartheta_{a_1} \partial \vartheta_{a_2} \dots \partial \vartheta_{a_s}} \quad (3)$$

and from now on we assume the Einstein convention to sum over repeated indices. We will also use the notation

$$\begin{aligned} v_{a_1 a_2 \dots a_s, \dots, b_1 b_2 \dots b_s} &= E[l_{a_1 a_2 \dots a_s} \dots l_{b_1 b_2 \dots b_s}] \\ v_{\{a_1 a_2 \dots a_s\} \dots \{b_1 b_2 \dots b_s\}} &= E[H_{a_1 a_2 \dots a_s} \dots H_{b_1 b_2 \dots b_s}] \end{aligned}$$

where $H_{a_1 a_2 \dots a_s} = l_{a_1 a_2 \dots a_s} - v_{a_1 a_2 \dots a_s}$ and $-v_{ab}$ is the information matrix $i_{ab} = -v_{ab} = -E[l_{ab}] = E[l_a l_b]$. Introducing j^{ab} as the inverse of the matrix whose elements are given by $j_{ab} = -l_{ab}$, equation (2) can be rearranged to solve for $(\hat{\vartheta}_r - \vartheta_r) = (\hat{\vartheta} - \vartheta)^r$

$$\begin{aligned} (\hat{\vartheta} - \vartheta)^r &= j^{rs} l_s + \frac{1}{2} j^{rs} l_{stu} (\hat{\vartheta} - \vartheta)^t (\hat{\vartheta} - \vartheta)^u + \frac{1}{6} j^{rs} l_{stuv} (\hat{\vartheta} - \vartheta)^t (\hat{\vartheta} - \vartheta)^u (\hat{\vartheta} - \vartheta)^v \\ &+ \frac{1}{24} j^{rs} l_{stuvw} (\hat{\vartheta} - \vartheta)^t (\hat{\vartheta} - \vartheta)^u (\hat{\vartheta} - \vartheta)^v (\hat{\vartheta} - \vartheta)^w + \dots \end{aligned} \quad (4)$$

Finally we can iterate equation (4) with respect to the components of the observed error and expand j^{ab} in terms of the information matrix inverse $i^{ab} = (i^{-1})_{ab}$ ([8], page 149)

$$\begin{aligned} [j^{-1}]_{ab} &= j^{ab} = [(1 - i^{-1}(i - j))^{-1} i^{-1}]^{ab} = \\ &= i^{ab} + i^{at} i^{bu} H_{tu} + i^{at} i^{bu} i^{vw} H_{tv} H_{uw} + i^{at} i^{bu} i^{vw} i^{cd} H_{tv} H_{wc} H_{du} + \dots \end{aligned} \quad (5)$$

From (4) and (5) the terms that contribute to each *asymptotic* order of the observed error can be obtained. However, in order to isolate the *asymptotic* orders necessary to compute the second order bias we have chosen only a finite number of terms within equations (4) and (5). This choice can be made by (a) observing that $v_{a_1 a_2 \dots a_s}$ is proportional to n

$$v_{a_1 a_2 \dots a_s} = E[l_{a_1 a_2 \dots a_s}] = n E\left[\frac{\partial^s \ln(p(\underline{x}_i, \underline{\vartheta}))}{\partial \vartheta_{a_1} \partial \vartheta_{a_2} \dots \partial \vartheta_{a_s}}\right] \quad (6)$$

where the value of i is irrelevant because all the vector data have the same distribution, and (b) using the large sample approximation expressed by ([21], page 221)

$$H_{a_1 a_2 \dots a_s} = l_{a_1 a_2 \dots a_s} - E[l_{a_1 a_2 \dots a_s}] \sim n^{\frac{1}{2}}, \quad (7)$$

and proved for discrete and continuous random variables in Appendix A. Equation (7) indicates that the expectation of a product of c generic factors $H_{a_1 a_2 \dots a_s}$ is a polynomial of integer powers of n , where the highest power of n is the largest integer less than or equal to $\frac{c}{2}$ (we use the notation $\text{int}(\frac{c}{2})$). For example, $v_{\{a_1 a_2 \dots a_s\} \{b_1 b_2 \dots b_p\} \{c_1 c_2 \dots c_q\}}$ is proportional to n .

Each *asymptotic* order m of the r^{th} component of the observed error is denoted by $(\hat{\vartheta} - \vartheta)^r[m]$ where

the index is given by $m = \frac{s+1}{2}$ and s is a natural number. For example, the *asymptotic* order for $m = 1$ is given by

$$(\widehat{\vartheta} - \vartheta)^r[1] = \frac{1}{2}v^{rst}l_sl_t + i^{rs}i^{tu}H_{st}l_u \quad (8)$$

where we have adopted the lifted indices notation $v^{a\dots z} = i^{a\alpha}\dots i^{z\delta}v_{\alpha\dots\delta}$. The *asymptotic* orders of the bias are then given as the expectation of the *asymptotic* orders of the observed error

$$\tilde{b}[\widehat{\vartheta}^r, m] = E[(\widehat{\vartheta} - \vartheta)^r[m]]. \quad (9)$$

The *asymptotic* order $\tilde{b}[\widehat{\vartheta}^r, m]$ contains different powers of $\frac{1}{n}$ as we discuss in this paragraph.

It follows from equations (4) to (7) that $\tilde{b}[\widehat{\vartheta}^r, m]$ is the sum of terms having the structure $\underbrace{i^{(\cdot)} \dots i^{(\cdot)}}_a \underbrace{v_{(\cdot)} \dots v_{(\cdot)}}_b \underbrace{E[H_{(\cdot)} \dots H_{(\cdot)}]}_c$ where a, b , and c are the numbers of factors in the three products

satisfying $a - b - \frac{c}{2} = m$. Different powers of $\frac{1}{n}$ can be generated because $\underbrace{E[H_{(\cdot)} \dots H_{(\cdot)}]}_c$ can contain

all the integer powers of n equal to or less than $n^{int(\frac{s}{2})}$. However from the fact that no power higher than $n^{int(\frac{s}{2})}$ can be generated follows that an asymptotic order m will never generate powers in the sample size $\frac{1}{n^p}$ with p smaller than m . It still remains to prove which is the largest power in $\frac{1}{n}$ contained in the asymptotic order m . We show that in the following. Since the largest range of powers of $\frac{1}{n}$ is allowed when $b = 0$, we study these terms to evaluate the range of powers of $\frac{1}{n}$ contained in $\tilde{b}[\widehat{\vartheta}^r, m]$. The structure of equation (4) implies that its iteration with respect to the observed error components generates an equal number of j^{ab} and $H_{(\cdot)}$ (we recall that $l_{(\cdot)} = H_{(\cdot)} + v_{(\cdot)}$). Similarly, the number of $i^{(\cdot)}$ generated from the expansion of j^{ab} given in equation (5) is equal to the number of H_{ab} plus 1. These two observations imply that the terms where $b = 0$ also verify $a = c = 2m$. As a consequence, the powers of $\frac{1}{n}$ that $\tilde{b}[\widehat{\vartheta}^r, m]$ contains can range from the *smallest integer number larger than or equal to m* , up to $2m - 1$.

The analysis above implies that in order to compute the contributions to $\frac{1}{n}$ and to $\frac{1}{n^2}$ in the bias expansion that we denote with $b[\widehat{\vartheta}^r, 1]$ and $b[\widehat{\vartheta}^r, 2]$, it is necessary to obtain the first three *asymptotic* orders of the bias, $\tilde{b}[\widehat{\vartheta}^r, 1]$, $\tilde{b}[\widehat{\vartheta}^r, \frac{3}{2}]$, and $\tilde{b}[\widehat{\vartheta}^r, 2]$. In the explicit expressions below, to condense the notation, we introduce the quantities $I^{\alpha\beta, \dots, \gamma\delta} = i^{\alpha\beta} \dots i^{\gamma\delta}$, so that

$$\tilde{b}[\widehat{\vartheta}^r, 1] = I^{ri,kl}v_{ik,l} + \frac{1}{2}I^{rj,lp}v_{jlp} \quad (10)$$

$$\begin{aligned} \tilde{b}[\widehat{\vartheta}^r, \frac{3}{2}] &= \frac{1}{6}(I^{r\alpha,s\beta,t\gamma,u\delta}v_{\alpha\beta\gamma\delta} + 3I^{r\alpha,s\beta,\gamma\delta,tg,uv}v_{\alpha\beta\gamma}v_{\delta,g,v}v_{s,t,u} + I^{r\alpha,s\beta,u\gamma,tv}v_{\alpha\beta\gamma}v_{uv,s,t} + \\ &+ \frac{1}{2}I^{rs,t\alpha,u\beta,v\gamma}v_{\alpha\beta\gamma}v_{st,u,v} + \frac{1}{2}I^{rs,tu,vw}v_{stv,u,w} + I^{rs,tu,vw}v_{st,vu,w} + 2I^{rs,tw}v_{st,w} \\ &+ I^{r\alpha,\beta\gamma}v_{\alpha\beta\gamma} \end{aligned} \quad (11)$$

$$\begin{aligned} \tilde{b}[\widehat{\vartheta}^r, 2] &= (I^{ra,bq,cd,tp} + \frac{1}{2}I^{rd,ta,bq,cp})v_{\{abc\}\{dt\}\{q\}\{p\}} + \frac{1}{2}(I^{ra,bs}v^{cpq} + I^{bp,cq}v^{rsa})v_{\{abc\}\{s\}\{p\}\{q\}} \\ &+ (\frac{1}{2}I^{ap,tq}v^{rbg} + I^{ra,tq}v^{bpg} + \frac{1}{2}I^{ra,bg}v^{tpq} + I^{bg,tq}v^{rpa})v_{\{ab\}\{gt\}\{p\}\{q\}} + \frac{1}{2}[v^{rsz}v^{pqt} \\ &+ v^{rzs}v^{ipt} + \frac{1}{3}v^{pzt}v^{irs} + (I^{dz,eq,pt}v^{rcs} + I^{rp,dz,et}v^{sqc} + 2I^{dq,es,pt}v^{rzc})v_{cde}]v_{\{sp\}\{z\}\{q\}\{t\}} \\ &+ I^{ra,st,bc,de}v_{\{ab\}\{cd\}\{et\}\{s\}} + \frac{1}{6}I^{rj,kl,mp,qz}v_{\{jlpz\}\{k\}\{m\}\{q\}} + [\frac{1}{24}v^{r\alpha\beta\gamma\delta} + \\ &+ \frac{1}{6}v^{r\alpha\beta}I^{\beta\gamma,g\delta,\gamma d}v_{abgd} + \frac{1}{4}v^{ra\gamma\delta}I^{\beta\gamma,ba}v_{abc} + \frac{1}{8}v^{rva}I^{w\alpha,z\beta,b\gamma,g\delta}v_{vwz}v_{abg} + \\ &+ \frac{1}{2}v^{r\alpha\beta}v^{w\beta}v_{vwz}v^{z\gamma\delta}]v_{\{\alpha\}\{\beta\}\{\gamma\}\{\delta\}}. \end{aligned} \quad (12)$$

The first order of the bias $b[\widehat{\vartheta}^r, 1]$ can then be obtained by substituting the explicit expressions for the tensors in $\tilde{b}[\widehat{\vartheta}^r, 1]$. The second order $b[\widehat{\vartheta}^r, 2]$ takes contributions from $\tilde{b}[\widehat{\vartheta}^r, \frac{3}{2}]$ and $\tilde{b}[\widehat{\vartheta}^r, 2]$.

However, while $\tilde{b}[\widehat{\vartheta}^r, \frac{3}{2}]$ generates only n^{-2} contributions, $\tilde{b}[\widehat{\vartheta}^r, 2]$ generates n^{-2} and n^{-3} contributions. Consequently, to collect all and only the contributions to n^{-2} , it is necessary to extract the n^{-2} component from $\tilde{b}[\widehat{\vartheta}^r, 2]$ and add it to $\tilde{b}[\widehat{\vartheta}^r, \frac{3}{2}]$. The extraction can be done by introducing into $\tilde{b}[\widehat{\vartheta}^r, 2]$ only the highest powers of n of the tensors. The first two orders of the bias for the MLE of the r component of the parameter vector $\underline{\vartheta}$ then become

$$b[\widehat{\vartheta}^r, 1] = \frac{1}{2} i^{ra} i^{bc} (v_{abc} + 2v_{c,ab}) \quad (13)$$

$$\begin{aligned} b_2(\vartheta^m) = & -\frac{i^{ma} i^{bc}}{2} [v_{abc} + 2v_{ab,c}] + \frac{i^{ma} i^{bd} i^{ce}}{8} [v_{abcde} + 4v_{ac,bde} + 8v_{de,abc} + 4v_{abce,d} + 4v_{abc,d,e} \\ & + 8v_{ab,cd,e}] + \frac{i^{ma} i^{bc} i^{df} i^{eg}}{4} \left[(2v_{afed} v_{gb,c} + 2v_{bedf} v_{ac,g} + 4v_{abed} v_{gf,c}) + (v_{afed} v_{gcb} + \right. \\ & + 2v_{abed} v_{gcf} + 2v_{dbeg} v_{acf}) + (2v_{aed} v_{gb,fc} + 4v_{acf} v_{dg,eb} + 4v_{bed} v_{ac,gf} + 2v_{fcb} v_{ag,ed}) + \\ & + (4v_{afe,g} v_{db,c} + 4v_{afe,c} v_{db,g} + 4v_{dbe,g} v_{af,c}) + (2v_{abe,g} v_{cdf} + 4v_{dbe,g} v_{acf} + 4v_{abe,f} v_{cfg} + \\ & + 2v_{dge,b} v_{acf}) + (4v_{ag,fc} v_{ed,b} + 4v_{ed,fc} v_{ag,b} + 4v_{ag,ed} v_{fc,b}) \\ & + (4v_{acg} v_{ef,b,d} + 2v_{cde} v_{ab,f,g}) + \left. \frac{2}{3} v_{abde} v_{c,f,g} \right] \\ & + \frac{i^{ma} i^{bc} i^{de} i^{fg} i^{ti}}{8} [v_{adf} (v_{ebc} v_{gti} + 2v_{etc} v_{gbi} + 4v_{gbe} v_{tci} + 8v_{gbt} v_{eci} + 2v_{ebc} v_{gt,i} \\ & + 4v_{etc} v_{gb,i} + 2v_{gti} v_{eb,c} + 4v_{gtc} v_{eb,i} + 8v_{gbt} v_{ce,i} + 8v_{gbt} v_{ci,e} + 8v_{gbe} v_{ct,i} + 8v_{cte} v_{gb,i} \\ & + 4v_{cti} v_{gb,e} + 4v_{gt,i} v_{eb,c} + 4v_{eb,i} v_{gt,c} + 8v_{gt,b} v_{ic,e} + 8v_{gt,e} v_{ic,b} + 4v_{bet} v_{g,c,i}) \\ & + v_{dci} (8v_{bgt} v_{ae,f} + 4v_{bgf} v_{ae,t} + 8v_{ae,t} v_{bg,f} + 8v_{ae,f} v_{bg,t} + 8v_{af,b} v_{ge,t})] \end{aligned} \quad (14)$$

Starting from (14) the form for the second order covariance matrix can be obtained using the following theorem, that we prove in Appendix B:

Theorem: Let $g(\cdot)$ be an invertible and differentiable function and let $\underline{\xi} = g(\underline{\vartheta})$ be a set of parameters dependent on $\underline{\vartheta}$. Let $b(\widehat{\vartheta}_r)$ and $b(\widehat{\xi}_r)$ be the biases relative to the estimation of the components of $\underline{\vartheta}$ and $\underline{\xi}$ which can be computed as power series of $\frac{1}{n}$, as explained in Section 2. The terms of the expansion in powers of $\frac{1}{n}$ for $b(\widehat{\xi}_r)$ can be obtained from the terms of the expansion for $b(\widehat{\vartheta}_r)$ by replacing the derivatives with respect to the components of $\underline{\vartheta}$, with derivatives with respect to the components of $\underline{\xi}$. The explicit dependence on $\underline{\xi}$ can be removed at the end of a derivation by means of the Jacobian matrix J defined by $\frac{\partial}{\partial \xi_m} = \frac{\partial \vartheta_s}{\partial \xi_m} \frac{\partial}{\partial \vartheta_s} = J_{ms} \frac{\partial}{\partial \vartheta_s}$.

In Appendix C we show how the expressions for the second order bias and covariance are related, and we find for the diagonal elements of covariance matrix the following expression:

$$\begin{aligned} C_2(\vartheta^j) = & -i^{jj} + i^{jm} i^{jn} i^{pq} (2v_{nq,m,p} + v_{nmpq} + 3v_{nq,pm} + 2v_{nmp,q} + v_{mpq,n}) + \\ & + i^{jm} i^{jn} i^{pz} i^{qt} \left[(v_{npm} + v_{n,mp}) (v_{qzt} + 2v_{t,zq}) + v_{npq} \left(\frac{5}{2} v_{mzt} + 2v_{m,tz} + v_{m,t,z} \right) \right. \\ & + \left. v_{nq,z} (6v_{mpt} + 2v_{pt,m} + v_{mp,t}) \right] \end{aligned} \quad (15)$$

3 Equivalence between the expansion in $1/n$ and $1/\text{SNR}$

The derivation of the asymptotic orders in $\frac{1}{n}$ would be the same for an expansion in any quantity if (6) and (7) can be rederived for a certain quantity γ instead of the sample size n . In this section we illustrate indeed that this is the case where the signal to noise ratio for a set of scalar data distributed according to a deterministic Gaussian PDF takes the role of the sample size. The probability

distribution and parameter dependent part of the likelihood function are given by:

$$p(x, \vartheta) = \frac{1}{(2\pi\sigma^2)^{n/2}} e^{-\frac{\sum_{i=1}^n (x_i - \mu(\vartheta))^2}{\sigma^2}} \quad (16)$$

$$l(\vartheta) = -\frac{\sum_{i=1}^n (x_i - \mu(\vartheta))^2}{\sigma^2} \quad (17)$$

We also define the signal to noise ratio for this example as $\gamma = \mu^2/\sigma^2$ following standard practice for scalar deterministic Gaussian data. We can obtain:

$$H_\alpha(\vartheta) = 2\mu_\alpha(\vartheta) \frac{\sum_{i=1}^n (x_i - \mu(\vartheta))}{\sigma^2} \quad (18)$$

$$l_\alpha(\vartheta) = -n \sum_p c(p) \frac{\mu^p \mu^{\alpha-p}}{\sigma^2} + 2\mu_\alpha(\vartheta) \frac{\sum_{i=1}^n (x_i - \mu(\vartheta))}{\sigma^2} \quad (19)$$

$$v_\alpha = \langle l_\alpha(\vartheta) \rangle = n \frac{\mu^2}{\sigma^2} \left[- \sum_p c(p) \left(\frac{\mu^p}{\mu} \right) \left(\frac{\mu^{\alpha-p}}{\mu} \right) \right] \quad (20)$$

where α or p denote the order of the derivative or an arbitrary set of derivatives.

From (20) it becomes obvious that v_α is proportional to not only the sample size, n , but also to the γ . The term inside the square brackets is simply a sum over normalized derivatives of the mean and contains information about the shape of the signal. In the above equations we use:

$$E[(x - \mu(\vartheta))^{2n}] = \sigma^{2n} \frac{(2n)!}{2^n n!} \quad (21)$$

The next step is to determine the dependence of $E[H_{\alpha_1} \dots H_{\alpha_p}]$ on γ . This is shown below:

$$\begin{aligned} E[H_{\alpha_1} \dots H_{\alpha_p}] &= 2^p \mu_{\alpha_1} \dots \mu_{\alpha_p} \frac{1}{\sigma^{2p}} E\left[\sum_{i=1}^n (x_i - \mu(\vartheta))^p\right] \\ &= 2^p \left(\frac{\mu_{\alpha_1}}{\mu}\right) \dots \left(\frac{\mu_{\alpha_p}}{\mu}\right) \frac{\mu^p}{\sigma^{2p}} \sigma^p \frac{(2\frac{p}{2})!}{2^{\frac{p}{2}} (\frac{p}{2})!} n^{\frac{p}{2}} \\ &= \left(\frac{\mu^2}{\sigma^2}\right)^{\frac{p}{2}} \dots \left(\frac{\mu_{\alpha_1}}{\mu}\right) \dots \left(\frac{\mu_{\alpha_p}}{\mu}\right) n^{\frac{p}{2}} \\ \Rightarrow E[H_{\alpha_1} \dots H_{\alpha_p}] &\propto (n\gamma)^{\frac{p}{2}} \end{aligned} \quad (22)$$

It is therefore found that $E[H_{\alpha_1} \dots H_{\alpha_p}]$ is proportional to $(\gamma)^{\mu/2}$ and we have proved the analogy between sample size and γ .

NOTE: For deterministic Gaussian data, the non-integer asymptotic orders of the bias are zero and the integer orders are equal to b_1, b_2 etc. This is sufficient to prove that the orders in $1/n$ of the bias expansion are also orders in $1/\gamma$. This also holds for the variance expansion. A similar, although longer proof can be written for the SNR definition provided in the next section.

4 Fisher information matrix and higher orders for CBC waveforms

Let's assume that the output of a optimally oriented GW interferometer has the form:

$$x(t) = h(t, \underline{\theta}) + w(t) \quad (23)$$

where $h(t, \underline{\theta})$ is the signal, which depends on the parameters vector $\underline{\theta}$, and $w(t)$ a stationary gaussian noise with zero mean. The probability distribution can be written:

$$p(x) \propto \exp \left\{ -\frac{1}{2} \int [x(t) - h(t, \underline{\theta})] \Omega(t - t_1) [x(t_1) - h(t_1, \underline{\theta})] dt dt_1 \right\} \quad (24)$$

The first and second derivative of the log-likelihood give:

$$l_a \equiv \frac{\partial \log p(x)}{\partial \theta_a} = \int h_a(t, \underline{\theta}) \Omega(t - t_1) [x(t_1) - h(t_1, \underline{\theta})] dt dt_1 \quad (25)$$

$$l_{ab} \equiv \frac{\partial l_a}{\partial \theta_b} = \int [h_{ab}(t, \underline{\theta}) \Omega(t - t_1) [x(t_1) - h(t_1, \underline{\theta})] - h_a(t, \underline{\theta}) \Omega(t - t_1) h_b(t_1, \underline{\theta})] dt dt_1 \quad (26)$$

$$i_{ab} = E[l_a l_b] = -E[l_{ab}] = \int h_a(t, \underline{\theta}) \Omega(t - t_1) h_b(t_1, \underline{\theta}) dt dt_1 = \quad (27)$$

$$= \int df df' h_a(f) h_b(f') \Omega(-f, -f') \quad (28)$$

It's easy to verify that

$$\Omega(f, f') = \frac{\delta(f + f')}{S_h(f)}$$

where we have introduced, $S_h(f)$, the *one sided power spectral density* defined as the Fourier transform of the noise autocorrelation:

$$R(t) = E[n(t + \tau)n(\tau)]. \quad (29)$$

$$S_h(f) \equiv \int dt e^{-2\pi i f t} R(t). \quad (30)$$

Using the relation $h(-f) = h(f)^*$, we can finally write the FIM:

$$i_{ab} = E[l_a l_b] = \langle h_a(f), h_b(f) \rangle \quad (31)$$

where $h_a(f)$ are the derivatives of the Fourier transform of the signal with respect to the a -th parameter. We have introduced a mean in the frequency space:

$$\langle u(f), v(f) \rangle \equiv 2 \int_{f_{low}}^{f_{cut}} df \frac{u(f)v(f)^* + u(f)^*v(f)}{S_h(f)} \quad (32)$$

where the range of integration depends on the antenna properties and the theoretical model for the binary system.

The SNR corresponds to the optimal filter:

$$\rho^2 \equiv \langle h(f), h(f) \rangle = 4 \int_{f_{low}}^{f_{cut}} df \frac{|h(f)|^2}{S_h(f)} \quad (33)$$

We can express in the same way all the quantities we need in order to calculate the second order variance, like scalar products of $h(f)$ derivatives.

$$v_{a,b} = -v_{ab} = i_{ab} = \langle h_a, h_b \rangle \quad (34)$$

$$v_{ab,c} = \langle h_{ab}, h_c \rangle \quad (35)$$

$$v_{abc} = -\langle h_{ab}, h_c \rangle - \langle h_{ac}, h_b \rangle - \langle h_{bc}, h_a \rangle \quad (36)$$

$$v_{ab,cd} = \langle h_{ab}, h_{cd} \rangle + \langle h_a, h_b \rangle \langle h_c, h_d \rangle \quad (37)$$

$$v_{abcd} = -\langle h_{ab}, h_{cd} \rangle - \langle h_{ac}, h_{bd} \rangle - \langle h_{ad}, h_{bc} \rangle - \langle h_{abc}, h_d \rangle - \langle h_{abd}, h_c \rangle - \langle h_{acd}, h_b \rangle - \langle h_{bcd}, h_a \rangle \quad (38)$$

$$v_{ab,c,d} = \langle h_a, h_b \rangle \langle h_c, h_d \rangle = i_{ab} i_{cd} \quad (39)$$

If one uses these functions, the form for the second order variance, eq (15) can be further simplified:

$$\begin{aligned}
C_2(\vartheta^j) &= i^{jm} i^{jn} i^{pq} (v_{nmpq} + 3\langle h_{nq}, h_{pm} \rangle + 2v_{nmp,q} + v_{mpq,n}) + \\
&+ i^{jm} i^{jn} i^{pz} i^{qt} \left(v_{npm} v_{qzt} + \frac{5}{2} v_{npq} v_{mzt} + 2v_{qz,n} v_{mtp} + 2v_{qp,z} v_{nmt} + \right. \\
&+ \left. 6v_{mqp} v_{nt,z} + v_{pqz} v_{nt,m} + 2v_{mq,z} v_{pt,n} + 2v_{pt,z} v_{mq,n} + v_{mz,t} v_{nq,p} \right)
\end{aligned} \tag{40}$$

5 Waveform in the frequency space

We start now to apply the general results of the theory to the case of a binary system in the inspiral phase. Starting from the the 3.5PN phasing formula ([40]) we write the Fourier transform of the chirp signal:

$$h(t) = a(t) \left[e^{i\phi(t)} + e^{-i\phi(t)} \right] \tag{41}$$

where $\phi(f)$ is the implicit solution of the 3.5PN phasing formula, using the *stationary phase approximation* (SPA) ([41], [42]). The final result is:

$$h(f) = \mathcal{A} f^{-\frac{7}{6}} e^{i\psi(f)}. \tag{42}$$

The phase is given by:

$$\psi(f) = 2\pi f t - \phi - \frac{\pi}{4} + \frac{3}{128\eta v^5} \sum_{k=0}^N \alpha_k v^k \tag{43}$$

where t and ϕ are the arrival time and the arrival phase. The function v can be defined either in terms of the total mass of the binary system, $M = m_1 + m_2$, or in terms of the chirp mass, $\mathcal{M} = \eta^{\frac{3}{5}} M$:

$$v = (\pi M f)^{\frac{1}{3}} = (\pi f \mathcal{M})^{\frac{1}{3}} \eta^{-\frac{1}{5}}$$

where η is the symmetrized mass ratio

$$\eta = \frac{m_1 m_2}{M^2}.$$

The amplitude is a function of the chirp mass, the effective distance, and the orientation of the source:

$$\mathcal{A} \propto \mathcal{M}^{\frac{5}{6}} Q(\text{angles})/D.$$

The coefficients α_k 's with $k = 0..N$ (the meaning of each terms being the $\frac{k}{2}$ PN contribution) are

given by:

$$\begin{aligned}
\alpha_0 &= 1, \\
\alpha_1 &= 0, \\
\alpha_2 &= \frac{20}{9} \left(\frac{743}{336} + \frac{11}{4} \eta \right), \\
\alpha_3 &= -16\pi, \quad \alpha_4 = 10 \left(\frac{3058673}{1016064} + \frac{5429}{1008} \eta + \frac{617}{144} \eta^2 \right) \\
\alpha_5 &= \pi \left(\frac{38645}{756} + \frac{38645}{252} \log \frac{v}{v_{lso}} - \frac{65}{9} \eta \left[1 + 3 \log \frac{v}{v_{lso}} \right] \right) \\
\alpha_6 &= \left(\frac{11583231236531}{4694215680} - \frac{640}{3} \pi^2 - \frac{6848}{21} \gamma \right) + \\
&\quad + \eta \left(-\frac{15335597827}{3048192} + \frac{2255}{12} \pi^2 - \frac{1760}{3} \theta + \frac{12320}{9} \lambda \right) + \\
&\quad + \frac{76055}{1728} \eta^2 - \frac{127825}{1296} \eta^3 - \frac{6858}{21} \log 4v, \\
\alpha_7 &= \pi \left(\frac{77096675}{254016} + \frac{378515}{1512} \eta - \frac{74045}{756} \eta^2 \right).
\end{aligned}$$

where $\lambda \simeq -0.6451$, $\theta \simeq -1.28$. γ is the Euler constant, and $v_{lso} = (\pi M f_{lso})^{\frac{1}{3}}$, with f_{lso} the *last stable orbit* frequency for a test mass in a Scharzschild spacetime of mass M :

$$f_{lso} = (6^{\frac{3}{2}} \pi M)^{-1} \quad (44)$$

which will be also used as upper cutoff for the integrals (32) .. (39).

Given the waveform (42) one can easily calculate the Fisher information matrix, and its inverse, the CRLB. (42) contains five unknown parameters, $(\mathcal{A}, t, \phi, \mathcal{M}, \eta)$ (the total mass M could be used instead of the chirp mass), so that one should calculate a five dimensional square matrix.

It was already conjectured by (eg [50]) that the errors in the amplitude \mathcal{A} are uncorrelated with the errors in other parameters, ie that the Fisher information is block diagonal. We observed that this is also the case for the waveform (42). We can therefore work in a four dimensional parameter space. In what follow, we will use the four parameters $(t, \phi, \mathcal{M}, \eta)$

It is also worthwhile noticing that the SNR and the amplitude \mathcal{A} are related like follows:

$$\rho^2 \equiv \langle h(f), h(f) \rangle = 4 \mathcal{A}^2 \int_{f_{low}}^{f_{cut}} df \frac{f^{-\frac{7}{3}}}{S_h(f)} \quad (45)$$

6 One dimensional parameter space

In order to illustrate the technique we start from the case were only one of the parameter is considered as unknown, while the others have known values. It can be shown that in this case the second order variance (40) can be written as:

$$C_2(\theta) = (i^{\theta\theta})^3 (8 i^{\theta\theta} \langle h_{\theta\theta}, h_{\theta} \rangle^2 - \langle h_{\theta\theta\theta}, h_{\theta} \rangle) \quad (46)$$

Let us consider the case were only the arrival time t is unknown in the waveform (42). The ratio between the second order and the first order variance turns to be:

$$\frac{C_2(t)}{\sigma_t^2} = \frac{1}{4\rho^2} \frac{\frac{K_4}{K_0}}{\left(\frac{K_2}{K_0} \right)^2} \quad (47)$$

where $K_\alpha \equiv \int df \frac{f^\alpha}{S_h(f)} |h(f)|^2$ is the α -th moment of the signal's frequency spectrum. The second order is negligible with respect to the first if

$$\rho^2 \gg \frac{\frac{K_4}{K_0}}{\left(\frac{K_2}{K_0}\right)^2}, \quad (48)$$

that is, if the SNR is much bigger than the *kurtosis* of the signal's spectrum. This means that for signals with the same bandwidth, the most the spectrum becomes peaked, the higher SNR will be to attain the CRLB. It must be noted that the K_α are functions of the total mass via the upper limit of the integral (see (44))

It can be shown that for a BH-BH (NS-NS) system the second order becomes equal to the first for $\rho = 1.32$ ($\rho = 1.97$). These values of SNR are smaller than those we will derive with the full parameters space. This indicates that it is much harder to estimate all the parameters at the same time.

A similar calculation can be done when one of the other parameters is considered as unknown. For M and η the same analysis does not give a result that is equally compact and we only show a plot of the necessary SNR for the second order variance to be smaller than the first order (CRLB). These values, are presented in the two panels of (Fig. 1) for different values of η and M and 1PN waveforms.

When η is the unknown parameter, the necessary SIR becomes bigger when the total mass of the system increase. This is in agreement with the Monte Carlo simulations (see e.g. [?], and section 8.3) performed in the full four parameter space. The necessary SIR doesn't seem to be much sensitive to the value of η .

Similar considerations can be drawn when the total mass M is the unknown parameter, except that now the necessary SNR seems to be slightly more sensitive to the value of η .

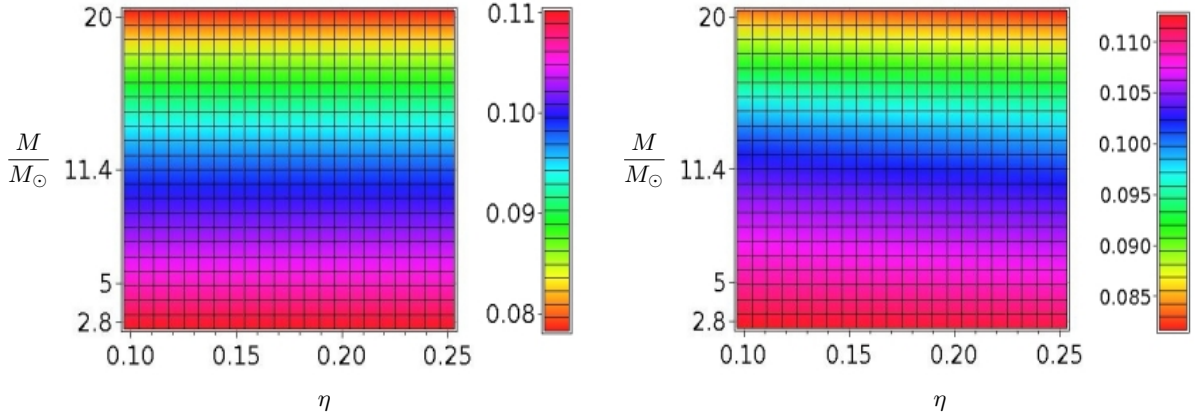


Figure 1: (Color online) The ratios $C_2(\eta)/i^{\eta\eta}$ (left) and $C_2(M)/i^{MM}$ (right)

If one works with a one dimensional parameter space more compact expressions can also be given for the first and second order bias, eqs. (13) and (14):

$$b[1] = -\frac{1}{2} (i^{\theta\theta})^2 \langle h_{\theta\theta}, h_\theta \rangle \quad (49)$$

$$b[2] = - (i^{\theta\theta})^3 \left(\frac{1}{8} \langle h_{\theta\theta\theta\theta}, h_\theta \rangle + \frac{5}{4} \langle h_{\theta\theta\theta}, h_{\theta\theta} \rangle - \frac{3}{2} \langle h_{\theta\theta\theta}, h_\theta \rangle \right. \\ \left. - i^{\theta\theta} \langle h_{\theta\theta\theta}, h_\theta \rangle \langle h_{\theta\theta}, h_\theta \rangle - \frac{9}{2} i^{\theta\theta} \langle h_{\theta\theta}, h_{\theta\theta} \rangle \langle h_{\theta\theta}, h_\theta \rangle + \frac{9}{8} (i^{\theta\theta})^2 \langle h_{\theta\theta}, h_\theta \rangle^3 \right) \quad (50)$$

We observed that the first two orders of the bias are, for all the the examples of this paper few order of magnitude smaller than the variance contributions. Therefore we do not include them in the presented results.

7 Calculation of first and second order

7.1 The LIGO noise

We perform our calculations using analytical forms of the design initial and advanced LIGO noise spectrum (51). The initial one sided power spectral density of LIGO can be written as:

$$\begin{aligned} S_h(f) &= S_0 \left[(4.49x)^{-56} + 0.16x^{-4.52} + 0.52 + 0.32x^2 \right], \quad f \geq f_{low} \\ S_h(f) &= \infty, \quad f \leq f_{low} \end{aligned} \quad (51)$$

Where the lower frequency cutoff value is $f_{low} = 40\text{Hz}$, $x \equiv \frac{f}{f_0}$, $f_0 = 500\text{Hz}$, and $S_0 = 9 \times 10^{-46}\text{Hz}^{-1}$.

The Advanced LIGO one sided psd has the following expression:

$$\begin{aligned} S_h(f) &= S_0 \left[x^{-4.14} - 5x^{-2} + 111 \frac{1 - x^2 + x^4/2}{1 + x^2/2} \right], \quad f \geq f_{low} \\ S_h(f) &= \infty, \quad f \leq f_{low} \end{aligned} \quad (52)$$

Where the lower frequency cutoff value is $f_{low} = 20\text{Hz}$, $x \equiv \frac{f}{f_0}$, $f_0 = 215\text{Hz}$, and $S_0 = 10^{-49}\text{Hz}^{-1}$. They are plotted in fig. 2

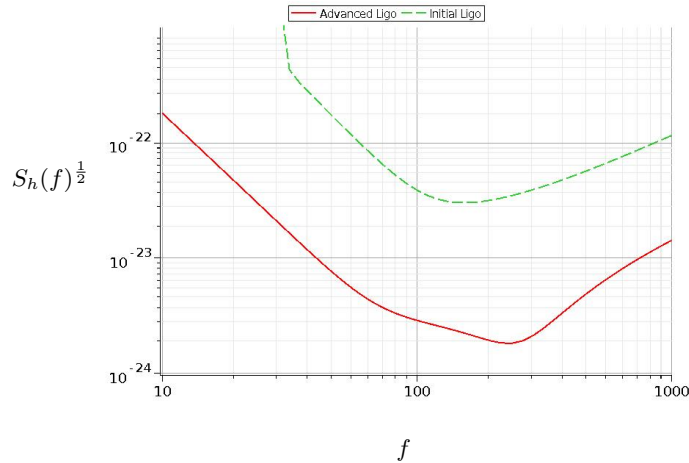


Figure 2: (Color online) The Initial (green dashed) and Advanced (red line) LIGO noise spectrum

7.2 How do we perform the calculations

We now calculate the second order covariance for the full four dimensional parameter space $(t, \phi, \mathcal{M}, \eta)$.

In order to make easier the comparison of our results with the literature we study a binary neutron star system (NS-NS), a neutron star - black hole system (NS-BH), and a black hole system (BH-BH). A neutron star is assumed to have a mass of $1.4M_\odot$ and a black hole of $10M_\odot$.

We have performed our calculations following these steps:

1. We give to the total mass M and the mass ratio η a numerical value depending on the binary system we consider. This makes the upper cutoff (44) to have a numerical value.
2. We compute analytically the derivatives of the wave function $h(f)$ and use it to compute the Fisher information (31) and his inverse, the CRLB.
3. We calculate the v 's functions (34) .. (39) and use them to compute the second order covariance (40)

4. We plot for the four parameters the CRLB, the second order variance and the total error (without bias, see end of section 6)

8 Results

8.1 Initial Ligo noise

In this section we present the results we have obtained using the initial LIGO noise (51). In each plot we show the CRLB, the squared second order variance and the total error for one of the parameters.

8.1.1 Neutron star - Neutron star system

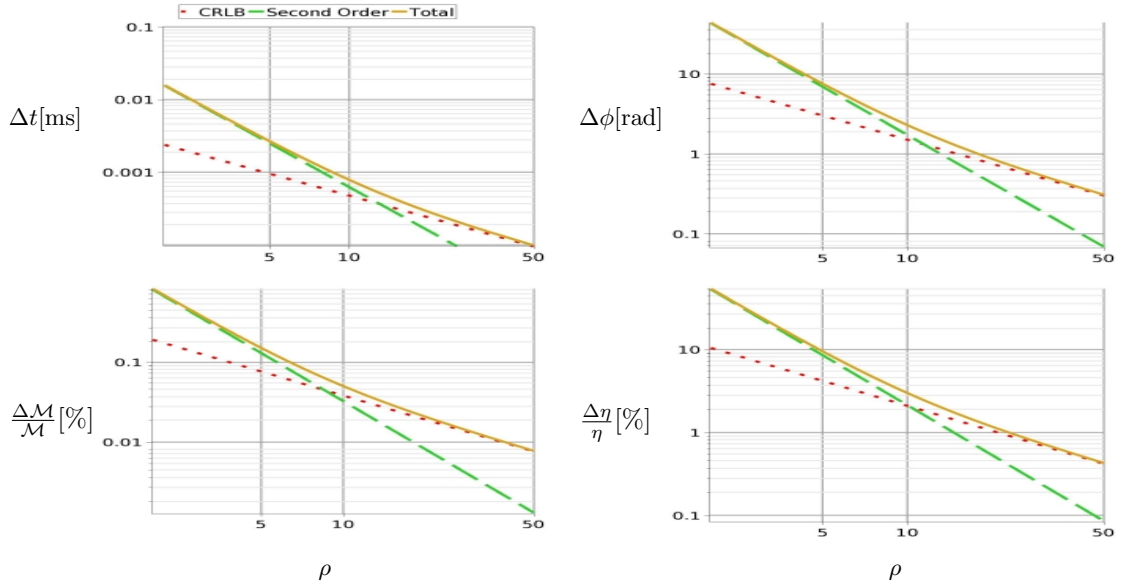


Figure 3: (Color online) NS-NS with the Initial LIGO noise . The dotted red line is the CRLB, the dashed green line the second order contribution and the continuous gold line the total error

8.1.2 Neutron star - Black hole system

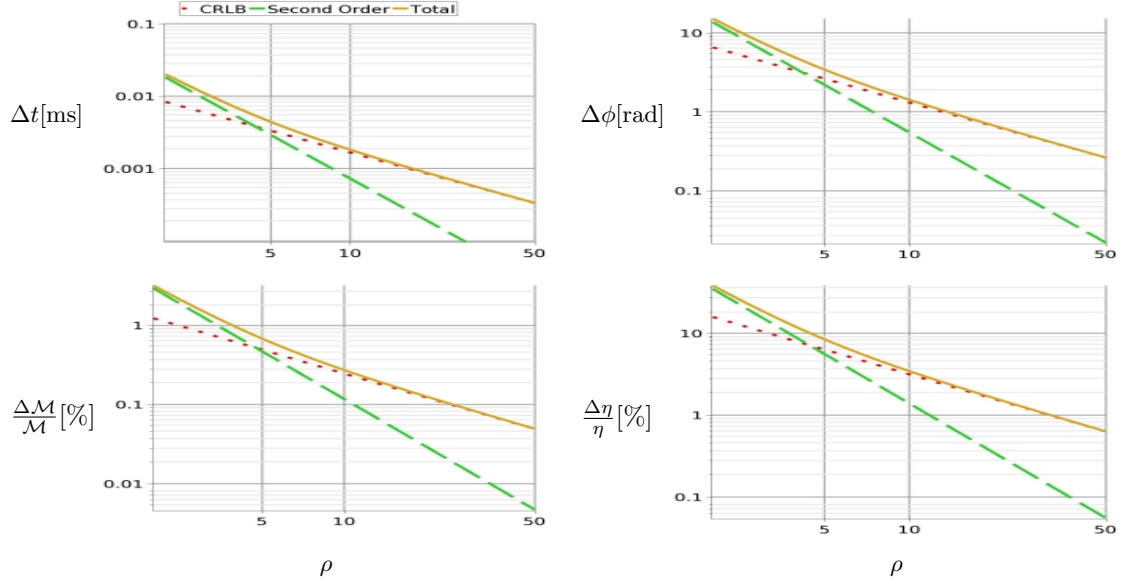


Figure 4: (Color online) The same as fig. 3 except that the system is a NS-BH

8.1.3 Black hole - Black hole system

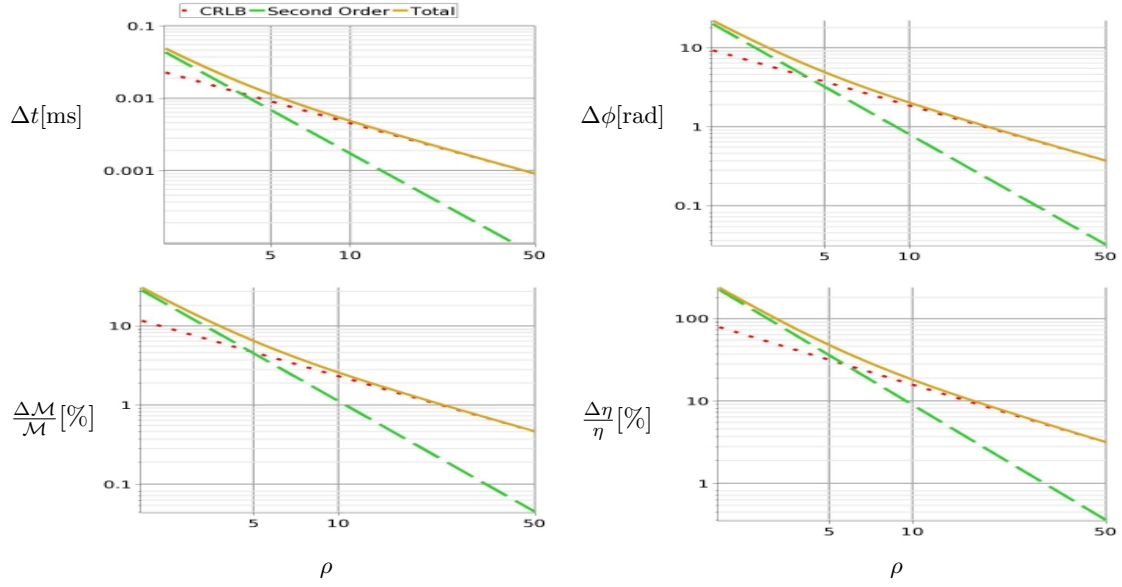


Figure 5: (Color online) The same as fig. 3 except that the system is a BH-BH

8.2 The Advanced LIGO noise

In this section we present the results we have obtained using the Advanced LIGO noise (52). In each plot we show the CRLB, the squared second order variance and the total error for one of the parameters.

8.2.1 Neutron star - Neutron star system

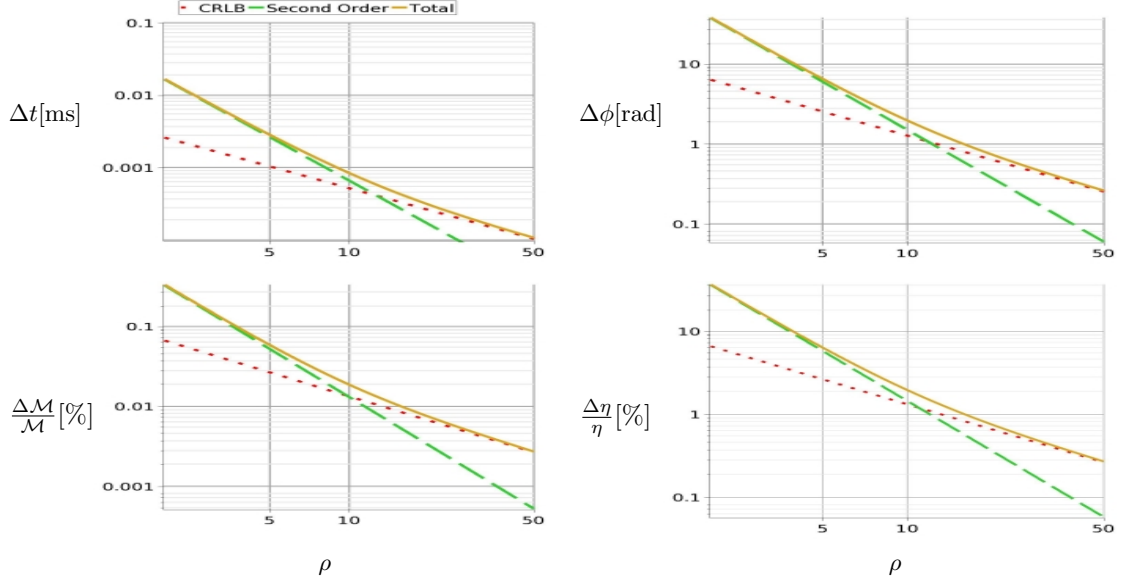


Figure 6: (Color online) NS-NS with Advanced LIGO noise . The dotted red line is the CRLB, the dashed green line the second order contribution and the continuous gold line the total error

8.2.2 Neutron star - Black hole system

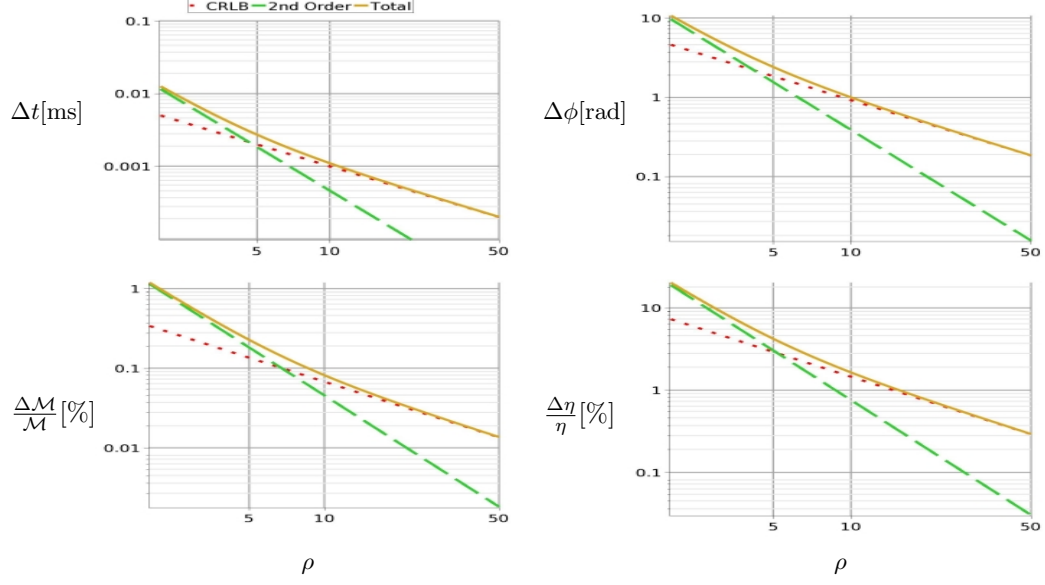


Figure 7: (Color online) The same as fig. 6 except that the system is a NS-BH

8.2.3 Black hole - Black hole system

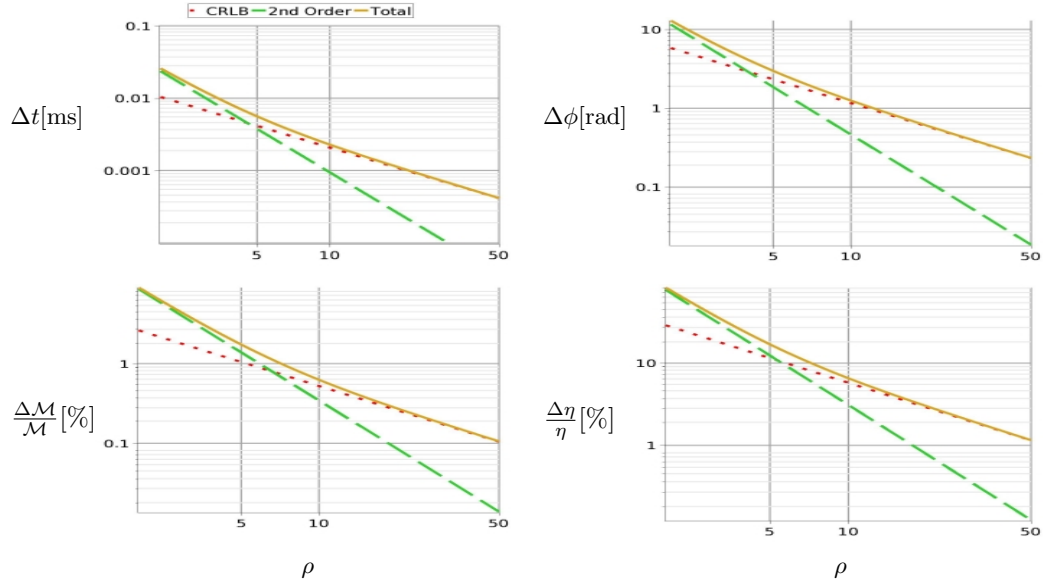


Figure 8: (Color online) The same as fig. 6 except that the system is a BH-BH

S

8.3 A comparison with Monte Carlo simulations

It is interesting to compare our results with Monte Carlo simulations for 3.5PN waveforms, ([54]).

In fig. 9 we reproduce the plots of ([54]) obtained for a NS-NS system (top left) and for a low BH-BH system - $10M_{\odot}$ - (top right) when the initial LIGO noise is used.

The data we obtain for the same systems are shown in the bottom of fig. 9, where the CRLB and the total error are plotted.

In his paper T.Cokelaer obtains for the NS-NS case a discrepancy between the simulation and the Fisher information of 25% at a SNR of 20, that the simulation is 200% bigger than the Fisher information at a SNR of 10, and 700% at a SNR of 6.

For the low BH-BH the values are 10% at a SNR of 20, 150% at a SNR of 10, and 230% at a SNR of 6.

Including the second order in the covariance matrix we obtain for the NS-NS a discrepancy of 8.6% between the MSE and the Fisher information value at a SNR of 20, we obtain that the MSE is 131% bigger than the CRLB at a SNR of 10, and 174% at a SNR of 6.

For the low BH-BH system these values become 2.9% at a SNR of 20, 111% at a SNR of 10, and 129% at a SNR of 6. With the second order in account, our (theoretical) calculations become closer to the numerical simulations, and we identify correctly where the CRLB stops being valid.

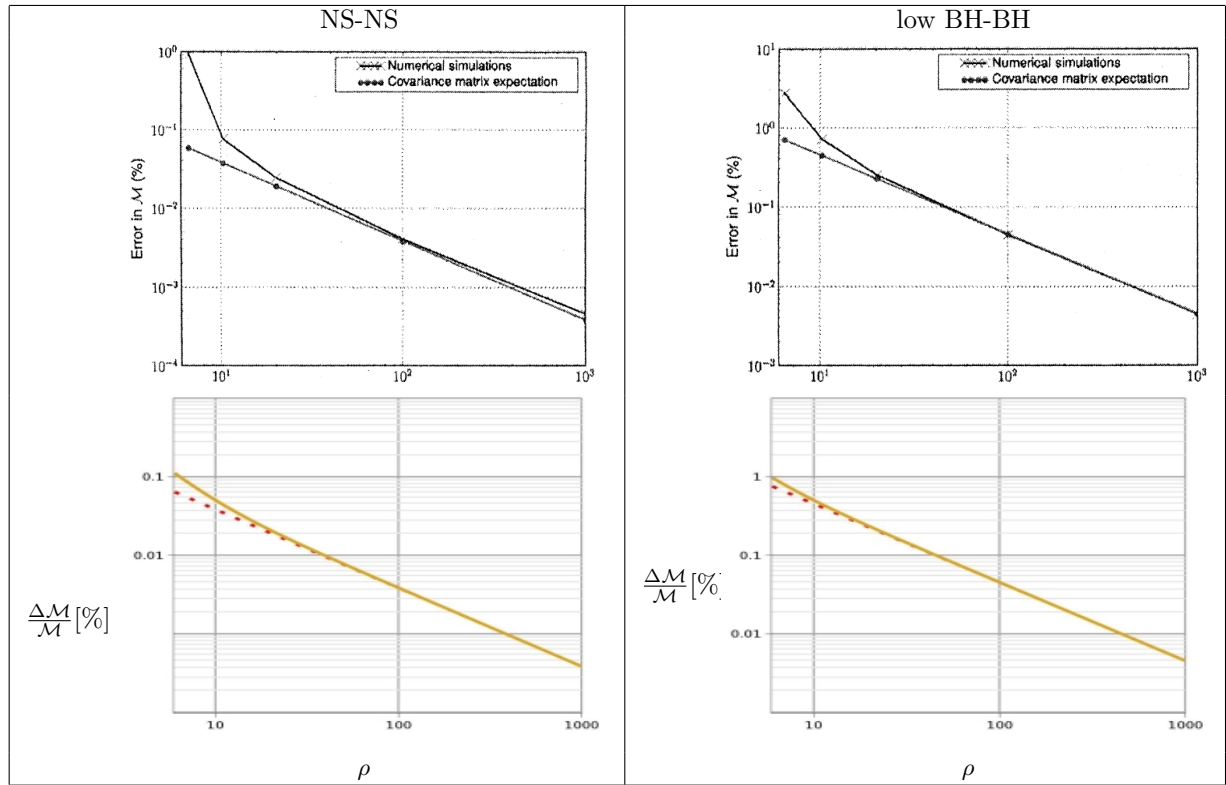


Figure 9: (Color online) The simulations of T. Cokelaer (top), compared with our result (see the text for a detailed description)

9 Conclusions and future works

In this paper we have described a new methodology to calculate analytically the error for a MLE for physical parameters from Gravitational wave signals. We have shown how the variance and the bias of a MLE estimate can be expressed in inverse powers of the signal to noise ratios where the first order in the variance expansion is the CRLB. We have computed the second order of the variance from the inspiral phase of binary mergers and for noises of gravitational wave interferometers. We also have compared the improved error estimate with existing numerical estimates. The value of the second order of the variance expansions allows to get error predictions closer to what is observed in numerical simulations. It also predicts correctly the necessary SNR to approximate the error with the CRLB and provides new insight on the relationship between waveform properties SNR and estimation errors. Future applications include IMR waveforms, network of detectors and source location parameters.

A Large Sample Approximation

The proof of the large sample approximation (7) is an extension to continuous random variables of the analysis performed in ([27],page 36), for discrete random variables.

To prove equation (7) we show that the quantities

$$P_m(n) = E[H_{\alpha_1} H_{\alpha_2} \dots H_{\alpha_m}] \quad (53)$$

obtained as the expectation of products of m functions $H_{\alpha_j} = \sum_{i=1}^n h_{i,\alpha_j}$ are polynomials in integer powers of n of order less than or equal to $\frac{m}{2}$.

Here, $h_{i,\alpha_j} = l_{i,\alpha_j} - \langle l_{i,\alpha_j} \rangle$. The subscripts α_i that appear in H_{α_i} represent collections of indexes as introduced in equation (7).

The factors $H_{\alpha_1} H_{\alpha_2} \dots H_{\alpha_m}$ appearing in the expectation can be seen as the first m terms of a succession H_{α_i} , where we choose arbitrary H_{α_i} for $i > m$. Using such a succession we can define the quantity

$$F(y) = \sum_{s=0}^{\infty} y^s P_s(n) = \sum_{s=0}^{\infty} y^s E[(\sum_{j_1=1}^n h_{j_1,\alpha_1}) \dots (\sum_{j_s=1}^n h_{j_s,\alpha_s})] \quad (54)$$

where we assume that all the expectations exist. Moving all the sums outside of the expectations and redefining the notation in the sums, we can obtain

$$F(y) = \sum_{s=0}^{\infty} y^s \sum_{\substack{a_{p,\alpha_q}=0,1 \\ a_{1,\alpha_1} + \dots + a_{n,\alpha_1} + \dots + a_{1,\alpha_s} + \dots + a_{n,\alpha_s} = s}} E[h_{1,\alpha_1}^{a_{1,\alpha_1}} \dots h_{n,\alpha_1}^{a_{n,\alpha_1}} \dots h_{1,\alpha_s}^{a_{1,\alpha_s}} \dots h_{n,\alpha_s}^{a_{n,\alpha_s}}] \quad (55)$$

where the quantity a_{p,α_q} can be equal to 0 or to 1 to indicate that the quantity h_{p,α_q} is present or not in the product inside the expectation. The summation over all a_{i,α_j} is intended to account for all possible configurations of the indices (choosing some equal to zero and the others equal to one) with the constraint that the number of factors within the expectation is equal to s . We can now group together terms $(h_{i,\alpha_j})^{a_{i,\alpha_j}}$ for different i and define $\sum_{j=1}^s a_{i,\alpha_j} = s_i$, where $\sum_{i=1}^n s_i = s$. In this manner we can also factorize the expectations in (55) as expectations for different data vectors. By making use of the statistical independence of the different data vectors, and defining

$\lambda(a_{i,\alpha_{j_1}}, \dots, a_{i,\alpha_{j_p}}) = E[h_{i,\alpha_{j_1}} \dots h_{i,\alpha_{j_p}}]$, (55) can be rewritten as follows:

$$\begin{aligned}
F(y) &= \sum_{s=0}^{\infty} y^s \sum_{s_1=0}^s \sum_{a_{1,\alpha_1} + \dots + a_{1,\alpha_s} = s_1} \lambda(a_{1,\alpha_1}, \dots, a_{1,\alpha_s}) \sum_{s_2=0}^{s-s_1} \sum_{a_{2,\alpha_1} + \dots + a_{2,\alpha_s} = s_2} \lambda(a_{2,\alpha_1}, \dots, a_{2,\alpha_s}) \dots \\
&\dots \sum_{s_n = s-s_1-s_2-\dots-s_{n-1}} \sum_{a_{n,\alpha_1} + \dots + a_{n,\alpha_s} = s_n} \lambda(a_{n,\alpha_1}, \dots, a_{n,\alpha_s}) \\
&= \left(\sum_{s_1=0}^{\infty} y^{s_1} \sum_{\sum_{j=1}^s a_{1,\alpha_j} = s_1} \lambda(a_{1,\alpha_1}, \dots, a_{1,\alpha_s}) \right) \dots \left(\sum_{s_n=0}^{\infty} y^{s_n} \sum_{\sum_{j=1}^s a_{n,\alpha_j} = s_n} \lambda(a_{n,\alpha_1}, \dots, a_{n,\alpha_s}) \right) \\
&= \left(\sum_{s=0}^{\infty} y^s \sum_{\sum_{j=1}^s a_{1,\alpha_j} = s_1} \lambda(a_{1,\alpha_1}, \dots, a_{1,\alpha_s}) \right)^n \tag{56}
\end{aligned}$$

We observe that, when the expectations contain only one factor, for $s_1 = 1$, we have

$E[h_{1,\alpha_1}^{a_{1,\alpha_1}} h_{1,\alpha_2}^{a_{1,\alpha_2}} \dots] = E[h_{1,\alpha_j}] = \lambda(a_{1,\alpha_j}) = 0$ for any j . As a consequence, the Taylor expansion of $f(y)$ in y can be written as $f(y) = c_0 + c_2 y^2 + c_3 y^3 + \dots$

Eventually, it is the absence of $c_1 y$ in this expansion that allows us to explain the properties of the polynomials in equation (53) and finally the large sample approximation (7). To accomplish this last step we explain how the polynomials $P_m(n)$ are related to the coefficients c_i . Let us consider the contribution to $P_m(n)$ that originates from the product of k factors $c_{i_1} y^{i_1}, \dots, c_{i_k} y^{i_k}$ with the constraints $i_l \geq 1$ and $i_1 + \dots + i_k = m$. The number of ways these products can be formed for an assigned set of i_1, \dots, i_k is proportional to $\binom{n}{k} \simeq n^k + \text{lower powers in } n$. Moreover, the contributions to $P_m(n)$ are formed by an integer number of factors less than or equal to $\frac{m}{2}$ because $c_1 = 0$. This property limits the highest power in n contained in $P_m(n)$ with the largest integer number smaller than or equal to $\frac{m}{2}$. Equation (53) is then proved as is the large sample approximation (7).

B Chain Rule proof

To prove the chain-rule theorem given in section 2, we analyze how the derivation of the expansion in powers of $\frac{1}{n}$ for $b(\vartheta_r)$ $r = 1, \dots, D$, which is described there, changes if we are interested in the expansion for $b(\xi_r)$ $r = 1, \dots, D$ where ξ is a vector of parameters in an invertible relationship with ϑ : $\xi = f(\vartheta)$; $\vartheta = f^{-1}(\xi)$. The starting point for the derivation of the expansion of $b(\xi_r)$ $r = 1, \dots, D$ is the stationarity condition

$$l_r(\underline{x}, \hat{\xi}) = \frac{\partial l(\underline{x}, f^{-1}(\xi))}{\partial \xi_r} \Big|_{\xi=\hat{\xi}} = 0 \quad r = 1, \dots, D. \tag{57}$$

that can be obtained from equation (1) by replacing only the derivatives $\frac{\partial}{\partial \vartheta_r}$ for $r = 1, \dots, D$ with $\frac{\partial}{\partial \xi_r}$ for $r = 1, \dots, D$, because $\vartheta = \hat{\vartheta}$ implies $\xi = f(\hat{\vartheta}) = \hat{\xi}$. The subsequent steps can then be obtained from equations (2) up to (14) by replacing the derivatives in the same way. Since $\frac{\partial}{\partial \xi_m} = \frac{\partial \vartheta_s}{\partial \xi_m} \frac{\partial}{\partial \vartheta_s} = J_{ms} \frac{\partial}{\partial \vartheta_s}$, where the components of the Jacobian matrix J_{ms} behave like constants in the expectations, the substitution of the derivatives can also be done only in the final result (for example, in the orders given in equations (12) and (14)). The expectations contained in the expansion of $b(\vartheta_r)$ in powers of $\frac{1}{n}$ can also be computed before the substitution of the derivatives if the likelihood function dependence on the parameters is expressed in terms of auxiliary functions. Examples of auxiliary functions are $g_r(\vartheta) = \vartheta_r$ for a general parametric dependence and $g_1(\vartheta) = \mu(\vartheta)$ $g_2(\vartheta) = \sigma(\vartheta)$ for a scalar Gaussian distribution. By means of these auxiliary functions, the derivatives $\frac{\partial}{\partial \vartheta_m}$ and $\frac{\partial}{\partial \xi_m}$ become $\frac{\partial g_p}{\partial \vartheta_m} \frac{\partial}{\partial g_p}$ and $\frac{\partial g_p}{\partial \xi_m} \frac{\partial}{\partial g_p}$. As a consequence the orders of the expansion for $b(\xi_r)$ can be found from the orders for the expansion of $b(\vartheta_r)$ implementing, in the result of the expectations, the substitutions

$$\frac{\partial^{i_1+i_2+\dots+i_p} g_m(\vartheta)}{(\partial \vartheta_1)^{i_1} \dots (\partial \vartheta_D)^{i_D}} \rightarrow \frac{\partial^{i_1+i_2+\dots+i_D} g_m(f^{-1}(\xi))}{(\partial \xi_1)^{i_1} \dots (\partial \xi_D)^{i_D}}. \tag{58}$$

The converse of the chain-rule, in which higher moments of the observed error are used to compute lower moments, is not possible. We can observe, for example, that the expansion of a general moment of an MLE does not always contain all the powers of $\frac{1}{n}$. The lowest order present in the expansion of the m order moment is given by the largest integer number smaller than or equal to $\frac{m}{2}$ (we use the notation $\text{int}(\frac{m}{2})$):

$$E[(\hat{\vartheta} - \vartheta)^{i_1} (\hat{\vartheta} - \vartheta)^{i_2} \dots (\hat{\vartheta} - \vartheta)^{i_m}] = \frac{1}{n^{\text{int}(\frac{m}{2})}} + \text{higher powers of } \frac{1}{n}. \quad (59)$$

The consequence of this observation is that only the bias and the error correlation matrix may contain first order terms. For this reason an inverse chain-rule would have to generate non-zero orders of lower moments expansions from the corresponding orders of the higher moments expansions that are zero for powers of $\frac{1}{n}$ lower than $\frac{1}{n^{\text{int}(\frac{m}{2})}}$.

C Derivation of second order covariance matrix

Let us consider how the chain-rule makes it possible to compute the expansion of the error correlation matrix $\Xi(\hat{\vartheta})$ defined by $\Xi(\hat{\vartheta}) = E[(\hat{\vartheta} - \vartheta)(\hat{\vartheta} - \vartheta)^T]$ or, using the invariance property of the MLE,

$$\Xi(\hat{\vartheta}) = b(\hat{\vartheta}\hat{\vartheta}^T) - \vartheta(b(\hat{\vartheta}))^T - b(\hat{\vartheta})\vartheta^T \quad (60)$$

where $(.)^T$ is the transpose of a vector and $b(\hat{\vartheta}\hat{\vartheta}^T)$ is a matrix whose components are the bias of the product of two components of ϑ . Once $\Xi(\hat{\vartheta})$ and the bias are known, then the covariance matrix $C(\hat{\vartheta})$ can also be computed by means of

$$C(\hat{\vartheta}) = \Xi(\hat{\vartheta}) - b(\hat{\vartheta})b(\hat{\vartheta})^T. \quad (61)$$

To compute the right hand side of equation (60) we express it in terms of the components, obtaining

$$\Xi_{ij}(\hat{\vartheta}) = b(\hat{\vartheta}_i\hat{\vartheta}_j) - \vartheta_i b(\hat{\vartheta}_j) - b(\hat{\vartheta}_i)\vartheta_j. \quad (62)$$

It is important to realize that knowledge of $b(\hat{\vartheta}_r)$ is sufficient because the expansion of $b(\hat{\vartheta}_i\hat{\vartheta}_j)$ can be derived from it by means of the theorem given above. In fact, if we choose

$$\underline{\xi} = \{\vartheta_1, \dots, \vartheta_{i-1}, \vartheta_i\vartheta_j, \vartheta_{i+1}, \dots, \vartheta_D\} \quad (63)$$

as a new set of parameters, $b(\hat{\vartheta}_i\hat{\vartheta}_j)$ becomes $b(\hat{\xi}_i)$. However, is necessary to insure that the relationship between ϑ and $\underline{\xi}$ is invertible. This condition holds if both $\vartheta_i \neq 0$ where $i = 1, \dots, D$ and the sign of the components of ϑ is known, for example, by means of constraints on the data model.

In a scalar estimation scenario, equation (60) becomes simply

$$\Xi(\hat{\vartheta}) = E[(\hat{\vartheta} - \vartheta)^2] = b(\hat{\vartheta}^2) - 2\vartheta b(\hat{\vartheta}) \quad (64)$$

and the variance $C(\hat{\vartheta}) = \Xi(\hat{\vartheta}) - b(\hat{\vartheta})^2$. In this case $b(\hat{\vartheta}^2)$ can be derived from $b(\hat{\vartheta})$ if we choose $\xi = \vartheta^2$ as the new parameter and the Jacobian matrix becomes $\frac{1}{2\vartheta}$ because $\frac{\partial}{\partial \xi} = \frac{\partial \vartheta}{\partial \xi} \frac{\partial}{\partial \vartheta} = \frac{1}{2\vartheta} \frac{\partial}{\partial \vartheta}$.

A useful simplification of the algebra of the chain-rule in the derivation of second order moments is described in the following two paragraphs. The chain-rule and the subsequent conversion of the derivatives require the substitutions

$$\frac{\partial^m [\cdot]}{\partial \vartheta_{i_1} \dots \partial \vartheta_{i_m}} \rightarrow \frac{\partial^m [\cdot]}{\partial \xi_{i_1} \dots \partial \xi_{i_m}} \rightarrow J_{i_1 j_1}(\vartheta) \frac{\partial}{\partial \vartheta_{j_1}} J_{i_2 j_2}(\vartheta) \frac{\partial}{\partial \vartheta_{j_2}} \dots J_{i_m j_m}(\vartheta) \frac{\partial}{\partial \vartheta_{j_m}} [\cdot] \quad (65)$$

From the right hand side of (65) it is clear that the derivatives will also be applied to the Jacobian matrix, thereby generating $m!$ terms for every derivative of order m . However, it can be observed that the terms contributing to the final result are only a small subset. In fact, among all the terms

generated from the conversion of the derivatives in the bias expansion, only those where a first derivative of the Jacobian matrix appears must be considered. For example, we can consider the term $\frac{1}{2}I^{ra, sb, vc}v_{abc}v_{v,w}I^{wd, te, uf}v_{def}v_{s,t,u}$ that comes from equation (14), which must be used to derive the second order $\Xi(\hat{\vartheta})$. In this case, we need to consider only the 3 terms in which one of the derivatives represented by a, b, c operates on a Jacobian matrix and d, e, f operate on the likelihood function, plus the 3 terms where the role of a, b, c and d, e, f are inverted. In general, the total number of relevant terms among those generated in every derivative is equal to or less than the order of the derivative m . The detailed analysis of equation (62) reveals that the terms generated in $bias(\hat{\vartheta}_i\hat{\vartheta}_j)$ can be divided into three groups: (a) the terms where no derivative of the Jacobian matrix appears are equal to $((J^{-1})^T)_{is}bias(\hat{\vartheta}_s)$ (we show in Example 1 that $((J^{-1})^T)_{is}bias(\hat{\vartheta}_s)$ cancels with $-\vartheta_ib(\hat{\vartheta}_j) - b(\hat{\vartheta}_i)\vartheta_j$ after its introduction in equation (62)); (b) the terms where only one derivative of the Jacobian matrix appears give the error correlation matrix; and (c) the terms that contain higher derivatives of the Jacobian matrix or more than one first derivative of the Jacobian matrix in the same term, summed together, give zero.

To clarify the use of the chain-rule and the algebraic issues discussed above, we present two examples. In Example 1 we use the first order term of the bias in a general vector estimate to derive the first order term of $\Xi(\hat{\vartheta})$. It is useful to recall that the expansion of $\Xi(\hat{\vartheta})$ and the expansion of $C(\hat{\vartheta})$ can be different only from the second order on, so this example also describes a derivation of the first order of the covariance matrix $C(\hat{\vartheta})$. Following the same approach, the second order term of the error correlation matrix expansion can be derived from equation (14) and the second order covariance matrix can also be derived if we also use (13) and (61).

In Example 2 we illustrate the way the chain-rule can still be used, if the available expression of the bias expansion is explicitly computed for a particular data model. In particular, we derive the second order mean square error and the second order variance from the second order bias in two scalar Gaussian models. In Example 2 we also illustrate the simplification introduced above for the algebra involved in the conversion of the derivatives.

Example 1

Using the Bartlett identities ([12],[13]), we rewrite the first order bias, given by equation (10), as

$$b[\hat{\vartheta}_r, 1] = -\frac{1}{2}i^{rj}i^{lp}(v_{j,l,p} + v_{j,lp}) \quad (66)$$

From equation (66), $b(\hat{\vartheta}_i\hat{\vartheta}_j) = b(\xi_i)$ can be computed by means of the chain-rule by replacing the derivatives with respect to the components of $\underline{\vartheta}$ with derivatives with respect to the components of $\underline{\xi}$, where $\underline{\xi}$ is given in equation (63) and using the corresponding Jacobian matrix. The tensors in equation (66) become

$$i_{lp}(\xi) = E\left[\frac{\partial^2 l}{\partial \xi_l \partial \xi_p}\right] = J_{lr}i_{rs}(\vartheta)(J^T)_{sp} = J_{lr}E\left[\frac{\partial^2 l}{\partial \vartheta_i \partial \vartheta_j}\right](J^T)_{sp} \quad (67)$$

$$i^{lp}(\xi) = ((J^{-1})^T)_{lr}i^{rs}(\vartheta)(J^{-1})_{sp} \quad (68)$$

$$v_{j,l,p}(\xi) = J_{j\alpha}J_{l\beta}J_{p\gamma}v_{\alpha,\beta,\gamma}(\vartheta) \quad (69)$$

$$v_{j,lp}(\xi) = J_{j\alpha}J_{l\beta}(J_{p\gamma}v_{\alpha,\beta,\gamma}(\vartheta) + \frac{\partial J_{p\gamma}}{\partial \beta}v_{\alpha,\gamma}(\vartheta)) \quad (70)$$

where we have specified in the bracket beside the tensors the dependence on the parameter sets. Inserting these expressions in equations (66) and observing that equation (62) can be expressed in the form

$$\Xi(\hat{\vartheta})_{ij} = b(\hat{\vartheta}_i\hat{\vartheta}_j) - ((J^{-1})^T)_{is}b(\hat{\vartheta}_s) \quad (71)$$

the first order term of the error correlation matrix can then be obtained as

$$\Xi_{ij}[\hat{\vartheta}, 1] = \frac{1}{2}i^{\alpha\beta}\frac{\partial(J^{-1})_{\alpha i}}{\partial \vartheta_\beta} = \frac{1}{2}i^{\alpha\beta}\gamma_{\alpha\beta} = i^{ij} \quad (72)$$

where we have introduced the tensor

$$\gamma_{\alpha\beta} = \begin{cases} 1 & \text{if } \alpha = i \beta = j \text{ or } \alpha = j \beta = i \\ 0 & \text{otherwise.} \end{cases}$$

Example 2

In this example we determine the second order variance and mean square error from the second order bias for two cases of parameter dependence for the scalar Gaussian density

$$p(x, \vartheta) = \frac{1}{(2\pi c)^{n/2}} \exp \left(-\frac{1}{2} \sum_{i=1}^n \frac{(x_i - \mu)^2}{c} \right) \quad (73)$$

as a direct application of equation (64).

Case I) $\frac{\partial c}{\partial \vartheta} = 0$

The second order bias can be derived using the scalar version of equation (14) and of the tensors v defined in equation (6). For this parameter dependence, the *asymptotic* order for $m = \frac{3}{2}$ (equation (11)) is zero, and the second order bias can be directly obtained also from equation (12). The result is $b[\frac{1}{n^2}] = \frac{c^2}{(\mu)^8} [\frac{5}{4} \ddot{\mu} \ddot{\mu} (\mu)^2 - \frac{1}{8} \ddot{\mu} (\mu)^3 - \frac{15}{8} \dot{\mu} (\ddot{\mu})^3]$. Applying the chain-rule, the second order mean square error for the estimation of ϑ becomes $\Xi(\vartheta)[\frac{1}{n^2}] = \frac{15\ddot{\mu}^2}{4\mu^6} - \frac{\ddot{\mu}}{\mu^5}$, where the full conversions of the derivatives are given by $\dot{\mu} \rightarrow \frac{\partial \mu}{\partial \vartheta^2} = \frac{\dot{\mu}}{2\vartheta}$; $\ddot{\mu} \rightarrow \frac{\partial^2 \mu}{(\partial \vartheta^2)^2} = \frac{1}{2\vartheta} (\frac{\ddot{\mu}}{2\vartheta} - \frac{\dot{\mu}}{2\vartheta^2})$; $\ddot{\mu} \rightarrow \frac{\partial^3 \mu}{(\partial \vartheta^2)^3} = \frac{1}{2\vartheta} (\frac{\ddot{\mu}}{4\vartheta^2} - \frac{3\ddot{\mu}}{4\vartheta^3} + \frac{3\dot{\mu}}{4\vartheta^4})$; $\ddot{\mu} \rightarrow \frac{\partial^4 \mu}{(\partial \vartheta^2)^4} = \frac{\ddot{\mu}}{16\vartheta^4} - \frac{3\dot{\mu}}{8\vartheta^5} + \frac{15\ddot{\mu}}{16\vartheta^6} - \frac{15\dot{\mu}}{16\vartheta^7}$. By means of these conversions and the expression of the second order bias, it can be observed that among the 18 terms that are in principle generated by the chain-rule, only 6 contribute to the second order mean square error.

Case II) $\frac{\partial \mu}{\partial \vartheta} = 0$

From equation (14) we obtain $b[\frac{1}{n^2}] = \frac{c^3}{n^2 c^3} (\frac{4\ddot{c}^2}{c^2} - \frac{4\ddot{c}}{3c}) + \frac{c^3}{n^2 c^3} (\frac{5\ddot{c} \ddot{c} \ddot{c}}{c^3} - \frac{c \ddot{c} \ddot{c}}{2c^2} - \frac{15c^2 \ddot{c}^3}{2c^4})$. Applying the chain-rule and using the same conversion of the derivatives that we defined in the mean-only dependence case, we obtain the second order mean square error $\Xi(\theta)[\frac{1}{n^2}] = \frac{1}{n^2} (-\frac{8c^3 \ddot{c}}{c^4} + \frac{15c^4 \ddot{c}^2}{c^6} - \frac{4c^4 \ddot{c}}{c^5})$ and the second order variance $C(\theta)[\frac{1}{n^2}] = \frac{1}{n^2} (-\frac{8c^3 \ddot{c}}{c^4} + \frac{14c^4 \ddot{c}^2}{c^6} - \frac{4c^4 \ddot{c}}{c^5})$. In this case the terms, among those generated by the chain-rule, that are relevant for the calculations are 9 out of 25.

Explicitly the the diagonal elements of the second order covariance matrix are given by

$$\begin{aligned} C_2(\vartheta^j) = & -i^{jj} + i^{jm} i^{jn} i^{pq} (2v_{nq,m,p} + v_{nmpq} + 3v_{nq,p,m} + 2v_{nmp,q} + v_{mpq,n}) + i^{jm} i^{jn} i^{pz} i^{qt} ((v_{nmpm} + \\ & + v_{n,mp})(v_{qzt} + 2v_{t,zq}) + v_{npq} (\frac{5}{2} v_{mzt} + 2v_{m,tz} + v_{m,t,z}) + v_{nq,z} (6v_{mpt} + 2v_{pt,m} + \\ & + v_{mp,t})) \end{aligned} \quad (74)$$

we also give the expression (15) for a deterministic model where the covariance is parameter independent to show how the implementation can be relatively easy

$$\begin{aligned} C_2(\vartheta^i) = & i^{im} i^{in} (i^{pq} (\underline{\mu}_{nq}^T c^{-1} \underline{\mu}_{pm} - \underline{\mu}_{mn}^T c^{-1} \underline{\mu}_{pq} - \underline{\mu}_{mpq}^T \underline{\mu}_n) + i^{pz} i^{qt} (\underline{\mu}_n^T \frac{c^{-1}}{2} \underline{\mu}_{pq} \underline{\mu}_m^T c^{-1} \underline{\mu}_{zt} \\ & (\underline{\mu}_{nm}^T c^{-1} \underline{\mu}_p + \underline{\mu}_{np}^T c^{-1} \underline{\mu}_m) \underline{\mu}_{qt}^T c^{-1} \underline{\mu}_z + 2\underline{\mu}_m^T c^{-1} \underline{\mu}_{pt} \underline{\mu}_{nq}^T c^{-1} \underline{\mu}_z - \underline{\mu}_{nt}^T c^{-1} \underline{\mu}_z \underline{\mu}_{mp}^T c^{-1} \underline{\mu}_q)) \end{aligned} \quad (75)$$

The chain-rule can be extended to obtain the higher moments of the observed error when equation (62) is generalized to

$$\begin{aligned} E[(\hat{\vartheta} - \vartheta)^{j_1} (\hat{\vartheta} - \vartheta)^{j_2} \dots (\hat{\vartheta} - \vartheta)^{j_m}] &= E[\sum_{i=0}^m \sum_{conf} \binom{m}{i} \hat{\vartheta}_{j_1} \dots \hat{\vartheta}_{j_i} \vartheta_{j_{i+1}} \dots \vartheta_{j_m} (-1)^{m-i}] \\ &= \sum_{i=0}^m \sum_{conf} \binom{m}{i} b(\widehat{\vartheta_{j_1} \dots \vartheta_{j_i}}) \vartheta_{j_{i+1}} \dots \vartheta_{j_m} (-1)^{m-i} \end{aligned} \quad (76)$$

where the sum $\sum_{conf}^{(m)}$ means *take all the different $\binom{m}{i}$ configurations of indexes for i and m fixed*. The notation $\vartheta_{j_1} \dots \vartheta_{j_i}$ indicates the MLE of a product of i components of the $\underline{\vartheta}$ vector. In this case $\underline{\xi} = \{\vartheta_1, \vartheta_2, \dots, \vartheta_{j_1-1}, \vartheta_{j_1} \vartheta_{j_2} \dots \vartheta_{j_p}, \vartheta_{j_1+1}, \dots, \vartheta_D\}$, is the equivalent set of parameters that can be used to obtain the expansion of $b(\widehat{\vartheta_{j_1} \dots \vartheta_{j_i}})$ from the expansion of $b(\widehat{\vartheta_r})$, provided that $\underline{\vartheta}$ respects the same constraints introduced for second order moments (equation (63)). If equation (76) is then applied to a scalar estimation scenario, it simplifies to

$$E[(\widehat{\vartheta} - \vartheta)^m] = \sum_{l=0}^{m-1} \binom{m}{l} (-\vartheta)^l b(\widehat{\vartheta^{m-l}}) \quad (77)$$

where $\widehat{\vartheta^{m-l}}$ is the MLE of the power $m-l$ of the parameter ϑ . The terms $b(\widehat{\vartheta^{m-l}})$ can then be derived applying the theorem with $\xi = \vartheta^{m-l}$.

More generally the chain-rule makes it possible to derive the moments of any estimator $\tilde{\chi}$ that can be expressed as a power series in the components of the MLE $\widehat{\underline{\vartheta}}$. In fact, if the components of $\tilde{\chi}$ are expressed as

$$\tilde{\chi}_r = F_r(\widehat{\underline{\vartheta}}) = f_r + \sum_{i=1}^D f_{r,i} \widehat{\vartheta}_i + \sum_{i,j=1}^D f_{r,ij} \widehat{\vartheta}_i \widehat{\vartheta}_j + \dots \quad (78)$$

from the linearity of the bias and the invariant property of the MLE we have

$$\begin{aligned} b(\tilde{\chi}_r) &= F_r(\widehat{\underline{\vartheta}}) = f_r + \sum_{i=1}^D f_{r,i} b(\widehat{\vartheta}_i) + \sum_{i,j=1}^D f_{r,ij} b(\widehat{\vartheta}_i \widehat{\vartheta}_j) + \dots = \\ &= f_r + \sum_{i=1}^D f_{r,i} b(\widehat{\vartheta}_i) + \sum_{i,j=1}^D f_{r,ij} b(\widehat{\vartheta}_i \widehat{\vartheta}_j) + \dots \end{aligned} \quad (79)$$

Once the bias of $\tilde{\chi}_r$ is computed, the chain-rule can then be applied by means of equation (76) to compute all the moments of $\underline{\chi}$.

References

- [1] B.P. Abbott et al., Rep. Prog. Phys. **72**, 076901 (2009)
- [2] H. Grote, Class. Quantum Grav. **25**, 114043 (2008)
- [3] F. Acernese et al., Class. Quantum Grav. **23**, 563 (2006)
- [4] V. Kalogera, K. Belczynski, C. Kim Richard W. O’Shaughnessy B. Willems, Phys. Rept. **442**, 75-108 (2006)
- [5] Abramowitz and Stegun *Handbook of mathematical functions* Dover (1965)
- [6] O.E. Barndorff-Nielsen and D.R. Cox, Int. Statist. Rev., **52**, 309-326 (1984)
- [7] O.E. Barndorff-Nielsen and D.R. Cox *Asymptotic techniques for use in statistics*, Chapman-Hall, London (1989)
- [8] O.E. Barndorff-Nielsen and D.R. Cox *Inference and asymptotic*, Chapman-Hall, London, (1994)
- [9] O.E. Barndorff-Nielsen ,D.R.Cox and N. Reid, *The role of differential geometry in statistics* (1986)
- [10] O.E. Barndorff-Nielsen and P.A. Mc Cullagh, Biometrika, 80. 321-8 (1993)

- [11] O.E. Barndorff-Nielsen, W.S. Kendall, M.N.M. Lieshout, *Stochastic geometry: likelihood and computation* Boca Raton, Fla.: Chapman and Hall / CRC, c (1999)
- [12] M.S. Bartlett, *Biometrika*, 40, 12-19.(1953)
- [13] M.S. Bartlett, *Biometrika*, 40, 306-317.(1953)
- [14] K.O.Bowman and L.R.Shenton, *Commun. Statist.-Theory Meth.* 27 (11) 2743-2760 (1998)
- [15] K.O.Bowman, L.R.Shenton, *Ann.Inst.Statist. Math.* Vol. 44, No 781-798 (1992)
- [16] K.O. Bowman, L.R. Shenton, *Commun Stat-Simul C*: (6) 697-710 (1983)
- [17] Haldane and Smith, *Biometrika*, 43, 96-103 (1956)
- [18] P.J. Hanlon, R. Stanley, J.R. Stembridge, *Contemporary Mathematics*, vol 138, (1992)
- [19] D.N Lawley, *Biometrika*, 43, 295-303, (1956)
- [20] P. McCullagh, *Biometrika*, 71, 461-76.(1984)
- [21] P. McCullagh, *Tensor Methods in Statistics*, Chapman and Hall (1987)
- [22] P. McCullagh, D.R. Cox, *Ann Stat* 14, 1419-1430 (1986)
- [23] Pierce D.A. and Peters D., *Biometrika*, 81, 1, pages. 1-10 (1994)
- [24] Rao C. , *Linear statistical Inference and Its application*, Wiley, New York, (1966)
- [25] Riordan J. , *Combinatorial Identities*, Wiley (1968)
- [26] Shenton L.R., K.O.Bowman, *Higher Moments of a Maximum-likelihood estimate* J.Roy.Stat.Soc. (1963)
- [27] Shenton L.R., K.O.Bowman, *Maximum Likelihood Estimation in small samples* (1977)
- [28] Shenton L.R., K.O.Bowman, *The Dark Side of Asymptotics and Moment series* , *Sankhya*, (1986)
- [29] Shenton L.R., K.O.Bowman, *The approximate distribution of four moment statistics from Type III distributions*, *Commun. Statist.-Theory Meth.* 1511-1579 (1990)
- [30] Shenton L.R., K.O.Bowman, *Asymptotic kurtosis for maximum likelihood estimators*, *Commun. Statist. Theory Meth.* 28 (11) 2641-2754 (1999)
- [31] Shenton L.R., Bowman K.O. and Sheehan, *Sampling Moments Associated with Univariate Distributions*
- [32] Stanley R., *Enumerative Combinatorics*, Cambridge Press,(1993)
- [33] M. Vallisneri, arXiv:gr-qc/0703086 (2007)
- [34] A.Thode, M. Zanolin, E. Naftali, I. Ingram, P. Ratilal and N.C. Makris, *J. Acoust. Soc. Am.* **112** (5) (2001)
- [35] M. Zanolin, I. Ingram, A.Thode and N.C. Makris, *J. Acoust. Soc. Am.* **116** (4) (2004)
- [36] M. Zanolin, N. Makris, MIT tech. report (2001)
- [37] E. Naftali and N.C. Makris, *J. Acoust. Soc. Am.* **110** (4) (2001)
- [38] Waterman R.P., Lindsay B.G. *A simple and Accurate Method for Approximate Conditional Inference Applied to Exponential Family Models* J.R.Statist. Soc.B 58, No 1, pages 177-188 (1996)
- [39] Wlodzinierz Bryc, *The normal distribution: characterization with applications*, Springer Verlag (1995).

- [40] L. Blanchet, G. Faye, B.R. Iyer and B. Joguet, Phys. Rev. D **65**, 061501(R) (2002)
- [41] T. Damour, B.R. Iyer, and B.S. Sathyaprakash, Phys. Rev. D **63**, 044023 (2001)
- [42] T. Damour, B.R. Iyer, and B.S. Sathyaprakash, Phys. Rev. D **66**, 027502 (2002)
- [43] K.G Arun, B. R. Iyer, B.S Sathyaprakash and P.A. Sundararajan, Phys. Rev. D **71**, 084008-1 (2005)
- [44] K.G Arun, B. R. Iyer, B.S Sathyaprakash and P.A. Sundararajan, Phys. Rev. D **72**, 069903 (E) (2005)
- [45] R. Balasubramanian, B.S. Sathyaprakash and S.V. Dhurandhar, Phys. Rev. D **53**, 3033 (1996)
- [46] R. Balasubramanian and S.V. Dhurandhar, Phys. Rev. D **57**, 3408 (1998)
- [47] L.S. Finn and D.F. Chernoff, Phys. Rev. D **47**, 2198 (1993)
- [48] P. Jaranowski and A. Krolak, Phys. Rev. D **47** 1723 (1994)
- [49] D. Nicholson, A. Vecchio, Phys. Rev. D **57**, 4588 (1998)
- [50] C. Cutler, E. E. Flanagan, Phys. Rev. D **49**, 2658 (1994)
- [51] E. Poisson, C.M. Will, Phys. Rev. D **52**, 848 (1995)
- [52] A. Królak, K.D. Kokkotas and G. Schäfer, Phys. Rev. D **52**, 2089 (1995)
- [53] P. Ajith and S. Bose, ArXiv 0901.4936v4 (2009)
- [54] T. Cokelaer, Class. Quantum Grav. **25**, 184007 (2008)