

Fast Inversion Method for Determination of Planetary Parameters from Transit Timing Variations

David Nesvorný¹ and Cristián Beaugé²

(1) *Department of Space Studies, Southwest Research Institute, 1050 Walnut St., Suite 400, Boulder, Colorado 80302, USA*

(2) *Observatorio Astronómico, Universidad Nacional de Córdoba, Laprida 854, Córdoba, X5000BGR, Argentina*

ABSTRACT

The Transit Timing Variation (TTV) method relies on monitoring changes in timing of transits of known exoplanets. Non-transiting planets in the system can be inferred from TTVs by their gravitational interaction with the transiting planet. The TTV method is sensitive to low-mass planets that cannot be detected by other means. Here we describe a fast algorithm that can be used to determine the mass and orbit of the non-transiting planets from the TTV data. We apply our code, `ttvim.f`, to a wide variety of planetary systems to test the uniqueness of the TTV inversion problem and its dependence on the precision of TTV observations. We find that planetary parameters, including the mass and mutual orbital inclination of planets, can be determined from the TTV datasets that should become available in near future. Unlike the radial velocity technique, the TTV method can therefore be used to characterize the inclination distribution of multi-planet systems.

Subject headings: Stars: planetary systems — celestial mechanics

1. Introduction

In Nesvorný & Morbidelli (2008) and Nesvorný (2009) (hereafter NM08 and N09) we developed and tested a fast inversion method that can be used to characterize planetary systems from the observed Transit Timing Variations (TTVs; Agol et al. 2005; Holman & Murray 2005). See NM08 and N09 for a technical description of the method. Here we use this new method to solve the TTV inversion problem for an arbitrary planetary system. The results provide a baseline for studies of real exoplanetary systems for which TTVs will be detected. Examples of past work that would greatly benefit from the application of the fast

inversion algorithm discussed here include Steffen & Agol (2005), Agol & Steffen (2007), Miller-Ricci et al. (2008) and Gibson et al. (2009).

In §2, we briefly describe the TTV inversion method. In §3, we apply it to a case with coplanar planetary orbits. Inclined planetary orbits are discussed in §4. We show, for example, that the mutual inclination of planetary orbits can be determined from TTVs. This important parameter, which may be used to test planet-migration theories (e.g., Rasio & Ford 1996, Goldreich & Sari 2003), is not typically available from other existing planet-detection methods.

2. Inversion Method

Our TTV inversion method, hereafter TTVIM, has two parts. The first part is a fast algorithm for the computation of transit times, $(\delta t_j)_{\text{trial}}$, $1 \leq j \leq N$, for specified planetary parameters. This algorithm is based on perturbation theory (NM08, N09). It calculates the short-period TTVs as these have been shown to be the most diagnostic (NM08). The long-term effects such as the apsidal precession produced by the perturbing planet are more difficult to detect if transit observations span only a few years (Miralda-Escudé 2002; Heyl & Gladman 2007).

The second part of TTVIM is an adaptation of the Downhill Simplex Method (DSM; Press et al. 1992). The DSM is used to search for the minima of

$$\chi^2 = \sum_{j=1}^N \left[\frac{(\delta t_j)_{\text{trial}} - (\delta t_j)_{\text{obs}}}{\sigma_j} \right]^2, \quad (1)$$

where $(\delta t_j)_{\text{trial}}$ are the transit times produced by the first part of the algorithm for a trial planetary system, $(\delta t_j)_{\text{obs}}$ are the observed mid-transit times, and σ_j are the measurement errors. It is assumed here (as indicated by δ 's) that the period of the transiting planet, P , has been removed from transit observations. Thus, $(\delta t_j)_{\text{obs}} = (t_j)_{\text{obs}} - C_j P$, where $(t_j)_{\text{obs}}$ are the actual transit times and integer C_j denotes the transit cycle.

The best-fit planetary parameters correspond to the global minimum of χ^2 , denoted by χ_{min}^2 in the following. A large number of initial trials must be used to assure that the DSM method finds χ_{min}^2 . The confidence levels for the normally distributed data can be defined as $\Delta\chi^2 = \chi^2 - \chi_{\text{min}}^2 < (\Delta\chi^2)_{\text{cut}}$, where the $(\Delta\chi^2)_{\text{cut}}$ values are properly chosen for N and the required confidence level (NM08).

Here we assume that the mass and orbit of the transiting planet are known from transit and radial velocity (RV) measurements as this should be the most common case in practice.

If so, χ^2 is a function of seven unknown parameters of the perturbing planet, $\chi^2 = \chi^2(m_2, a_2, e_2, i_2, \Omega_2, \varpi_2, \lambda_2)$, where m_2 is the mass, a_2 semimajor axis, e_2 eccentricity, i_2 inclination, Ω_2 nodal longitude, ϖ_2 periape longitude, and λ_2 the mean orbital phase at $t = 0$ (arbitrarily defined here to correspond to cycle C_0).¹ The parameters of the transiting planet will be denoted by index 1. DSM must therefore search in 7D space for the global minimum of χ^2 . This is not a trivial task because χ^2 often has many deep and narrow local minima (Steffen & Agol 2007). Fortunately, several simplifications can be made.

First, as the amplitude of the short-period TTVs scales linearly with m_2 , we can calculate the TTV profile for the selected $a_2, e_2, i_2, \Omega_2, \varpi_2, \lambda_2$ values and obtain m_2 by the linear least-square fit. Second, the determination of χ^2 for a new set of the Ω_2, ϖ_2 and λ_2 values is computationally cheap in the perturbation algorithm, if χ^2 was determined previously for the required a_2, e_2 and i_2 values.² The code can thus efficiently search for the minimum of $\chi^2(a_2, e_2, i_2)$ for *any* value of Ω_2, ϖ_2 and λ_2 . In practice, we use 5 to 20 values between 0 and 360° to resolve each of these parameters. This effectively reduces the number of dimensions to 3. Once the interval of estimated a_2, e_2 and i_2 values is narrowed down, the solution can be refined by using the full DSM search in 7D.

The tricky part of TTVIM is the choice of the initial guess in the (a_2, e_2, i_2) space. By trials and errors we found that fine (and non-linear) sampling of a_2 is generally needed for a successful convergence of the algorithm. The best results were obtained with uniform sampling in $1/\alpha^2$, where $\alpha = a_1/a_2 < 1$. Parameters e_2 and i_2 require less care since DSM usually finds the right minimum even in the high- e_2 and/or high- i_2 case if at least one corner of the initial simplex is stretched to $e_2 > 0.2$ and $i_2 > 30^\circ$.

With the nominal setup, our TTVIM code (`ttvim.f`) requires about 2 minutes of CPU time³ for a coplanar fit with $i_2 = 0$ and about 50 minutes for the full 7D fit. In the absence of measurement errors, the success rate in finding χ_{\min}^2 is better than 95%. Thus, `ttvim.f` is a robust code that can reliably solve the TTV inverse problem at a low computational cost.

¹These are the actual parameters used in DSM. The boundary at $e_2 = 0$ does not need a special treatment because (e_2, ϖ_2) is formally equivalent to $(-e_2, \varpi_2 + \pi/2)$. Similar rules apply to (i_2, Ω_2) and (m_2, λ_2) .

²This is because all Fourier terms can be pre-computed for a_2, e_2 and i_2 and need only to be assembled with the specific Ω_2, ϖ_2 and λ_2 values. The assembling procedure itself is computationally inexpensive.

³On a single 2.7-GHz Opteron processor.

3. Results for Coplanar Orbits

We used a random number generator to define different sets of parameters m_2 , a_2 , e_2 , i_2 , Ω_2 , ϖ_2 and λ_2 . Typically, 1000-2000 different planet parameter sets were used in tests. In each case, the orbital evolution of the two planets was followed for a fixed timespan, $0 < t < T_{\text{int}}$, with the Bulirsch-Stoer integrator (Press et al. 1992). During this timespan we interpolated for and recorded all transit times of the inner planet. This data mimics the real observations, $(\delta t_j)_{\text{obs}}$. They were used in a blind test where we applied the TTVIM code to each of these cases in an attempt to recover the original mass and the orbital elements of the non-transiting planet.

We start by discussing the case with star’s mass $m_0 = M_{\text{Sun}}$, where $M_{\text{Sun}} = 2 \times 10^{33}$ g is the mass of the Sun, $m_1 = 10^{-3} m_0$, $a_1 = 0.1$ AU, $e_1 = i_1 = 0$ and $N = 100$ consecutive transits. Since NM08 and N09 showed that the behavior of the inversion method is insensitive to m_1 , we will not test different m_1 values in this work. To distinguish between the issues related to the intrinsic limitations of `ttvim.f` and those arising from the finite precision of the real measurements, we first discuss an idealized case with zero measurement noise.

For coplanar orbits and $\sigma_j = 0$, the TTVIM code finds the correct planetary parameters with a high rate of success (Fig. 1). The typical precision in the successful cases is $|m_2 - m_2^*|/m_2 < 0.2$, $|a_2 - a_2^*|/a_2 < 0.02$, $|e_2 - e_2^*| < 0.02$, $|\varpi_2 - \varpi_2^*| < 10^\circ$ and $|\lambda_2 - \lambda_2^*| < 10^\circ$, where the asterisk denotes the values determined by the TTVIM code.⁴ This is very satisfactory. In the absence of measurement errors, the result of the TTVIM code illustrated in Fig. 1 with $m_2 = 10^{-4} m_0$ is insensitive to the actual value of m_2 .

The main failure mode of the TTVIM code occurs near mean motion resonances between planets, because resonant perturbations are not (yet) taken into account in TTVIM. While the resonant signal can improve our chances of the TTV detection for (near-)resonant planets, it seems less useful in helping us estimate the mass and orbit of the planetary companion. Specifically, the amplitude and period of the resonant signal can be fit by a number of different planetary setups corresponding to different resonances. Thus, without an a priori knowledge of the mean motion resonance that is responsible for the observed behavior, the inversion problem from resonant frequencies alone is strongly degenerate.

Fortunately, the short-period TTVs underlying the resonant signal can still be used to determine the planetary parameters without much ambiguity. As shown in NM08, probably the best strategy is to isolate short-period frequencies in the signal by Fourier filter and apply the inversion method to the filtered signal. The application of this procedure is

⁴Except for very small values of e_2 for which the errors in ϖ_2 can be large.

straightforward in individual cases (see NM08), where the resonant period, and thus the appropriate frequency cutoff, can be estimated from $(t_j)_{\text{obs}}$. We verified that this procedure works quite well in >75% of cases shown in Fig. 1 in which the resonant variations are an issue.

The remaining <25% unsuccessful cases (representing <5% overall) correspond to the very large values of e_2 for which the Laplacian expansion of the perturbing function in TTVIM is not convergent (NM08), and/or planetary configurations that are not Hill stable. Direct N -body integrations can be used to address the TTV inversion problem in the very-high-eccentricity domain, but the CPU cost of these tests is likely to be substantial and lies beyond the scope of this letter.

The measurement errors have a profound effect on the uniqueness of the inverse problem (Fig. 2). For $m_2 = 10^{-4} m_0$, $N = 100$ and $\sigma_j = \sigma = 3$ s, corresponding to the Kepler-like precision of timing measurements for a Sun-like star with a 2 Neptune-mass planet, unique determination of planetary parameters can be achieved for most stable systems with $q_2 = a_2(1 - e_2) < 3.3a_1$, while for $\sigma_j = \sigma = 10$ s (Corot-like precision), it is required that $q_2 < 2.6a_1$. These limits approximately correspond to the planetary parameters for which the amplitude of the short-period TTVs is comparable to σ .

Figure 3 shows the result of the TTVIM code for an Earth-mass planet. The region of parameter space in which unique determination can be achieved from TTVs is relatively small even with $\sigma = 1$ s. Thus, an Earth-mass planet detection *and* characterization of its orbit will require a rather fortuitous setup of the planetary system, in which $(q_2 - a_1)/a_1 \lesssim 2$ (for external perturber).

4. Results for Inclined Planetary Orbits

We applied the TTVIM code to mock planetary systems with $0 < i_2 < 50^\circ$. As in §3, we assumed that $m_0 = M_{\text{Sun}}$, $m_1 = 10^{-3} m_0$, $a_1 = 0.1$ AU, $e_1 = 0$ and used $N = 100$ consecutive transits. Figure 4 shows the result for $\sigma_j = \sigma = 0$. The (a, e) plot does not differ much from the coplanar case although it may be noted that the quality of fits slightly degraded for the large e_2 values. This is probably related to the convergence problems of the perturbation algorithm in TTVIM. A precise N -body integrator should perform better for high e_2 , although it has yet to be shown that an N -body integrator can be applied to the inclined inverse problem in practice due to the large CPU cost.

Probably the most exciting result obtained in this work is that it was possible to determine the mutual inclination of planets for most planetary systems (Fig. 4b). Unlike the

radial velocity technique, the TTV method can therefore be used to characterize the inclination distribution of multi-planet systems. Figure 5 shows the detailed statistic of TTVIM errors in i_2 . In most cases, $|i_2 - i_2^*| < 2^\circ$. The tail of larger $|i_2 - i_2^*|$ values corresponds to the high-eccentricity cases. If the statistic is limited to $q_2 = a_2(1 - e_2) > 0.25$ AU (Fig. 5a; dashed line), the fraction of successful cases with $|i_2 - i_2^*| < 2^\circ$ increases to $>90\%$. In the successful cases, orbital angles Ω_2 , ϖ_2 and λ_2 are generally correctly determined to within a better than 5° precision.

We also studied how the uniqueness of the inclined inverse problem is affected observational errors. The trends seen in these tests are very similar to those described in §3. Namely, the instrumental noise sets an upper limit on q_2 beyond which the determination of planetary parameters from TTVs is ambiguous. Again, we see that these limits approximately correspond to the planetary parameters for which the amplitude of the short-period TTVs is comparable to σ . The results in N08 and Payne et al. (2009) can therefore be used to estimate whether (or not) a unique characterization of the specific inclined planetary system may be achieved from TTV observations with given σ .

We find that TTVs obtained in the coplanar case represent a good approximation of the TTVs for planetary orbits with $i_2 < 20^\circ$. The planar version of the TTVIM algorithm can therefore be used in these cases to estimate the a_2 and e_2 values of the perturbing planet. This helps to narrow the range of initial guesses for the 7D fit and represents a factor of ~ 20 speed up of the inversion. The full 7D algorithm needs to be used for $i_2 > 20^\circ$.

5. Conclusions

The method developed here can be used to analyze TTVs found for any of the potentially hundreds of planets expected to be discovered by *Kepler* (Beatty & Gaudi 2008). *Kepler* should be able to detect transit timing variations of only a few seconds (Holman & Murray 2005), which should easily exist in many systems, extrapolating from the radial velocity planets (Agol et al. 2005, Fabrycky 2008).

Perhaps the most interesting result that comes out of this work is that the shape of the TTV signal is generally sensitive to the orbital inclination of the non-transiting planetary companion. Thus, the TTV method can provide means of determining mutual inclinations in systems in which at least one planet is transiting. This parameter cannot be determined by other planet-detection methods.

TTVIM algorithm can be easily extended to incorporate uncertainties in the transiting planet's parameters. This can be done by sampling dimensions that correspond to the

additional parameters. For example, in N09 we extended the NM08 method to the case with $e_1 \neq 0$. This may be especially relevant to the transiting planets that will be discovered by Kepler because these planets are expected to have wider orbits, which are less susceptible to the circularizing effects of tides. The low CPU cost of the TTVIM algorithm is the key element which will make such studies possible.

This work was supported by the NSF AAG program.

REFERENCES

- Agol, E., Steffen, J. 2007, MNRAS, 374, 941
- Agol, E., Steffen, J., Sari, R., Clarkson, W. 2005, MNRAS, 359, 567
- Beatty, T. G., Gaudi, B. S. 2008, ApJ, 686, 1302
- Fabrycky, D. C. 2009, IAU Symposium, 253, 173
- Gibson, N. P., et al. 2009, MNRAS, 1684
- Goldreich, P., Sari, R. 2003, ApJ, 585, 1024
- Heyl, J. S., Gladman, B. J. 2007, MNRAS, 377, 1511
- Holman, M. J., Murray, N. W. 2005, Science, 307, 1288
- Miller-Ricci, E., et al. 2008, ApJ, 682, 586
- Miralda-Escudé, J. 2002, ApJ, 564, 1019
- Nesvorný, D., Morbidelli, A. 2008 (NM08), ApJ, 688, 636
- Nesvorný, D. 2009 (N09), ApJ, 701, 1116
- Press, W. H., Teukolsky, S. A., Vetterling, W. T., Flannery, B. P. 1992, Numerical recipes in FORTRAN. The art of scientific computing. (Cambridge: Cambridge University Press)
- Rasio, F. A., Ford, E. B. 1996, Science, 274, 954
- Steffen, J., Agol, E. 2005, MNRAS, 364, L96

Steffen, J. H., & Agol, E. 2007, *Transiting Extrasolar Planets Workshop*, 366, 158
(arXiv:astro-ph/0612442)

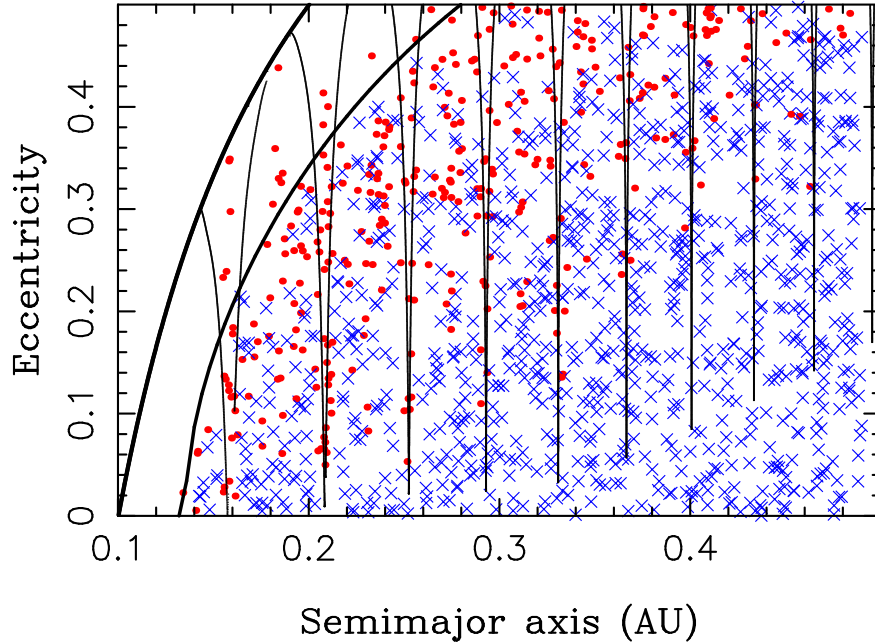


Fig. 1.— TTVIM code results for planetary systems with $m_0 = M_{\text{Sun}}$, $m_1 = 10^{-3}m_0$, $a_1 = 0.1$ AU, $e_1 = 0$ and $i_2 = 0$. Planetary parameters for which the TTVIM code converged to the correct solution were denoted by blue \times 's. Incorrect solutions were denoted by red dots. We defined the correct solution as having $|m_2 - m_2^*|/m_2 < 0.5$, $|a_2 - a_2^*|/a_2 < 0.05$ and $|e_2 - e_2^*| < 0.05$, where m_2 , a_2 and e_2 are the original planetary parameters for which the TTV signal was computed by N -body integration, and m_2^* , a_2^* and e_2^* are the values determined by the TTVIM code. In the majority of cases corresponding to correct solutions, the TTVIM code determined the original orbital parameters with a better than 2% precision and mass with a better than 20% precision. The two bold solid lines show the planet-crossing (upper) and Hill-stability limits (lower). We also show the location of the principal mean motion resonances between the planets (e.g., 2:1 at $a_2 = 0.16$ AU). There are two lines per resonance corresponding to the left and right separatrices of resonant motion. The V-shaped profiles are characteristic for mean motion resonances that become wider with eccentricity.

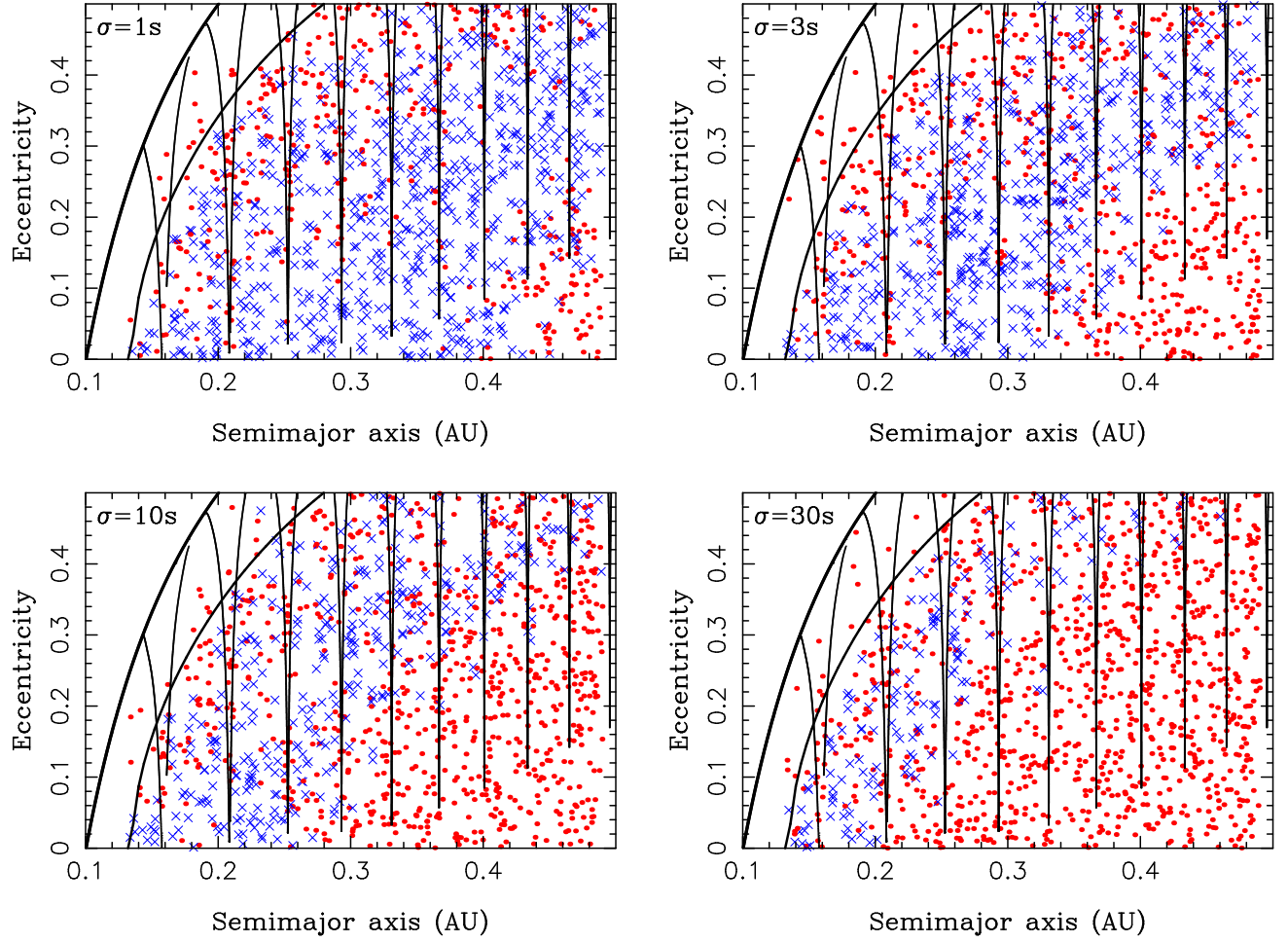


Fig. 2.— TTVIM code results for a planet with $m_2 = 10^{-4}m_0$ and different levels of the measurement error, σ . See caption of Fig. 1 for a description of different lines and symbols.

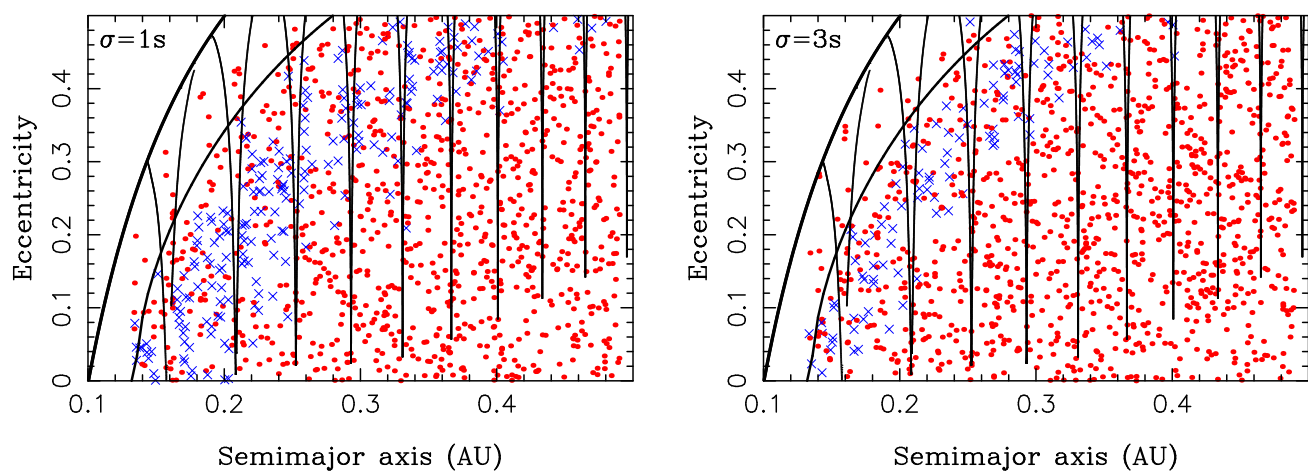


Fig. 3.— TTVIM code results for an Earth-mass planet ($m_2 = 3 \times 10^{-6} M_{\text{Sun}}$) and two different levels of the measurement error, σ . See caption of Fig. 1 for a description of different lines and symbols. With $\sigma > 3$ s, the TTVIM code can only characterize the Earth-mass planets with very specific orbits.

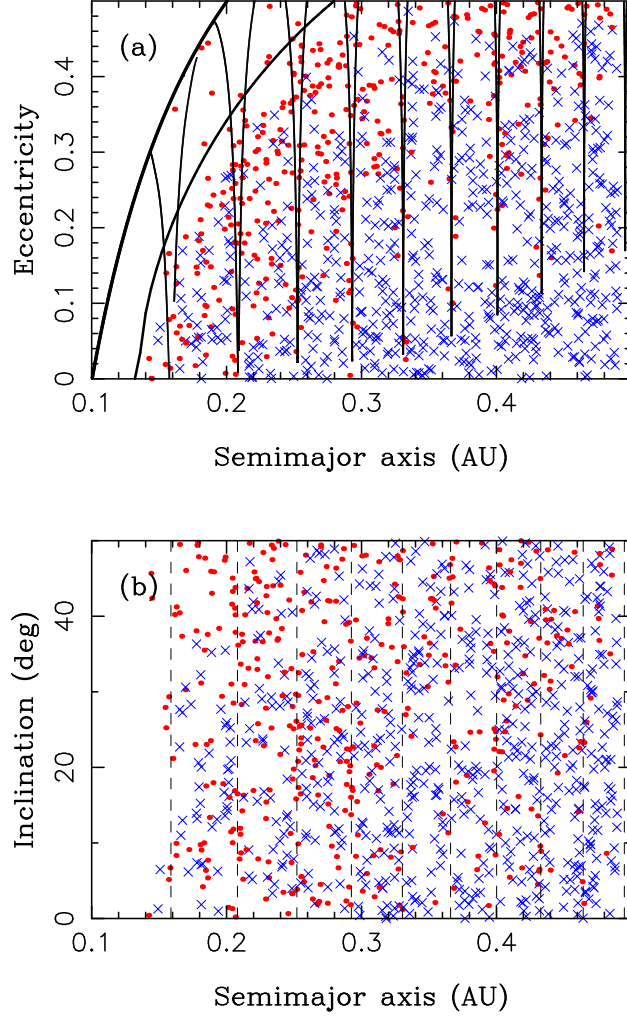


Fig. 4.— The same as Fig. 1 but with $i_2 \neq 0$. Most correct solutions (blue \times 's) have $|a_2 - a_2^*|/a_2 < 0.015$, $|e_2 - e_2^*| < 0.02$, $|i_2 - i_2^*| < 2^\circ$ and $|m_2 - m_2^*|/m_2 < 0.2$. In (b), the dashed lines denote the libration centers of the principal mean motion resonances.

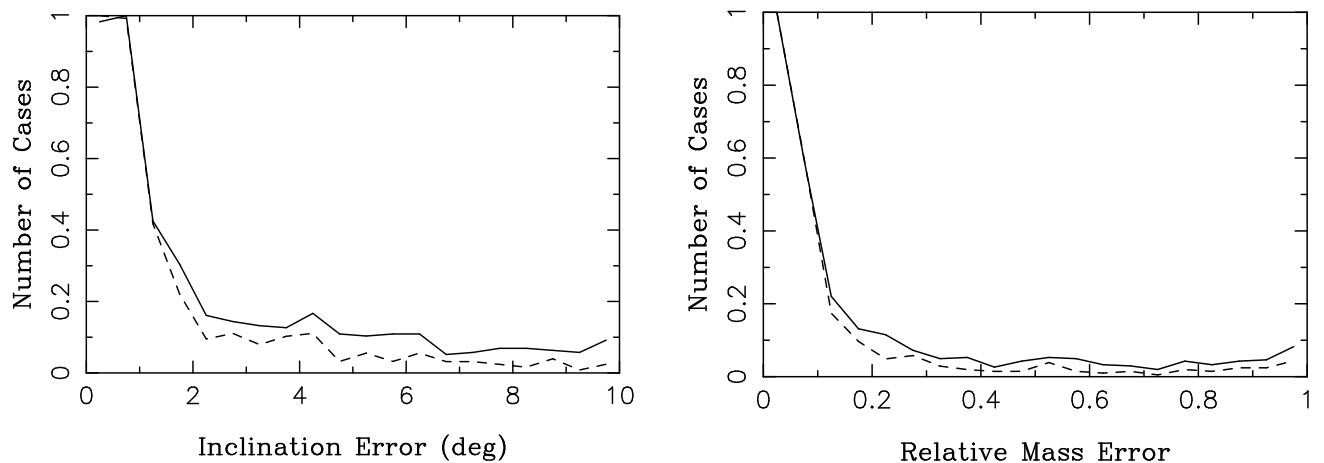


Fig. 5.— Distribution of TTVIM errors in i_2 (left) and m_2 (right) for the case shown in Fig. 4. We show the total distribution (solid line) and the one for $q_2 > 0.25$ AU (dashed). In the later case, the erroneous determinations with $|i_2 - i_2^*| > 5^\circ$ are reduced because the algorithm does not need to deal with the difficult case when $q_2 \sim a_1$. Most cases correspond to $|m_2 - m_2^*|/m_2 < 0.2$ (i.e., $<20\%$ precision of mass determination) and $|i_2 - i_2^*| < 2^\circ$.