

High efficiency Four-Wave Mixing in a five-level atomic System based on the two electromagnetically induced transparency

Zhi-ping Wang*, Shuang-xi Zhang†

Department of Material Science and Engineering, University of Science and Technology of China, Hefei, Anhui 230026, China

March 21, 2022

Abstract

We have analyzed a five-level Λ -configuration Four-Wave Mixing (FWM) scheme for obtaining a high-efficiency FWM based on the two electromagnetically induced transparency. We find that the maximum FWM efficiency is nearly 30%, which is orders of magnitude larger than previous schemes based on the two electromagnetically induced transparency. Our scheme may provide a new possibility for technological applications such as nonlinear spectroscopy at very low light intensity, quantum single-photon nonlinear optics and quantum information science.

PACS: 42.65.Ky; 42.50.Gy; 42.50.Hz

Keywords: Four-Wave Mixing; Two electromagnetically induced transparency; Five-level atomic system

1 Introduction

As we know, the light will be seriously absorbed when it passes through the optical medium, which is very bad for the conversion efficiency of the nonlinear optical processes. However, the situation has been changed since Harris and his co-workers discovered the novel phenomenon of the electromagnetically induced transparency (EIT) in a three-level atomic system in 1990s [1]. Then the approaches of using the EIT to control the absorptive and dispersive properties of atomic medium attract the attentions of many people. Meanwhile, as one of the centerpieces of modern technology, the four-wave mixing (FWM) process based on the EIT in the ultraslow propagation regime [2-11] has also attracted the attentions of many researchers for its potential applications in nonlinear spectroscopy at very low light intensity, quantum single-photon nonlinear optics, high-efficiency generation of short-wavelength coherent radiation at pump intensity approaching the single-photon level, and quantum information science. For instance, Harris et al. proposed the use of EIT to suppress absorption of the short-wavelength light generated in a FWM scheme and showed that the FWM efficiency could be greatly enhanced [12]. Deng et al. proposed a FWM scheme based on EIT and associated slow light propagation, and their calculations showed that a many orders of magnitude increase in the FWM efficiency may be obtained [13]. Later on, Wu et al. investigated and discussed a FWM scheme in a five-level atomic system by the use of EIT, which led to suppressing both two-photon and three-photon absorptions in FWM scheme and enabling the FWM to proceed through real, resonant intermediate states without absorption loss [14], and then he and his co-workers again analyzed a lifetime-broadened four-state FWM scheme in the ultraslow propagation regime and put forward a new type of induced transparency resulted from multiphoton destructive interference [15].

*Corresponding author. E-mail addresses: wzping@mail.ustc.edu.cn, wzping.0098@163.com

†Corresponding author. E-mail addresses: shuangxi@mail.ustc.edu.cn

On the other hand, some persons began to study the FWM schemes based on the two-EIT in the ultraslow propagation regime recently [6,16-18]. For example, Gong et al. showed a tripod-configuration FWM scheme for enhancement of FWM efficiency, and they found that the conversion efficiency of FWM enhanced several orders by adjusting the intensity of the coupling fields [16]. Quite recently, Huang et al. proposed a scheme to obtain a highly efficient FWM in a coherent five-level tripod system by using a double-dark resonance and multiphoton destructive interference induced transparency [17]. Otherwise, Zhang and Xiao reported an experimental observation of optical pumping-assisted FWM and two-EIT assisted SWM. They found that the efficient SWM could be selected by EIT window and controlled by the coupling as well as dressed field detuning and power. Due to the two-EIT and optical pumping assistance, the enhanced SWM signal was more than ten times larger than the coexisting FWM signal [18].

In this paper, we investigate a five-level \wedge -configuration system based on the two electromagnetically induced transparency. Our study and the system based on the Refs. [14-15,16-18], however, which are drastically different from those works. First and foremost is that we are interested in showing the effect of the external coherent driving field on both the relative intensity of the generated FWM field and the conversion efficiency of FWM. Second, our atomic system is a kind of atomic configuration, which owns the property of the double-dark resonances. Third, an important advantage of our scheme is that the high efficiency Four-Wave Mixing can be easily controlled by adjusting the external coherent driving field. Our paper is organized as follows: in Section 2, we present the theoretical model and establish the corresponding Schrödinger-Maxwell equations. Our numerical results and physical analyses are shown in Section 3. In Section 4, some simple conclusions are given.

2 The model and the dynamic equations

We consider the five-level \wedge -configuration system interacting with one weak, pulsed pump field, two cw laser pump fields, and an external coherent driving field as shown in Fig. 1. The transitions $|3\rangle \rightarrow |1\rangle$ and $|1\rangle \rightarrow |2\rangle$ are mediated by two laser pump fields ω_1 (Rabi frequency $2\Omega_1$) and ω_2 (Rabi frequency $2\Omega_2$) respectively. A weak, pulsed pump field ω_p (Rabi frequency $2\Omega_p$) and an external coherent driving field are applied to the transitions $|0\rangle \rightarrow |3\rangle$ and $|3\rangle \rightarrow |4\rangle$ respectively.

In the interaction picture, with the rotating-wave approximation, the interaction Hamiltonian of the system can be written as (we let $\hbar = 1$) [14,19,20],

$$\begin{aligned} H_{int} = & (\Delta_p - \Delta_1) |1\rangle \langle 1| + (\Delta_p - \Delta_1 + \Delta_2) \\ & |2\rangle \langle 2| + \Delta_p |3\rangle \langle 3| + (\Delta_p - \Delta_c) |4\rangle \langle 4| - (\Omega_c e^{i\vec{k}_c \cdot \vec{r}} \\ & |3\rangle \langle 4| + \Omega_1 e^{i\vec{k}_1 \cdot \vec{r}} |3\rangle \langle 1| + \Omega_2 e^{i\vec{k}_2 \cdot \vec{r}} |2\rangle \langle 1| + \\ & \Omega_p e^{i\vec{k}_p \cdot \vec{r}} |3\rangle \langle 0| + \Omega_m e^{i\vec{k}_m \cdot \vec{r}} |2\rangle \langle 0| + H.c.), \quad (1) \end{aligned}$$

where Δ_n ($n = 1, 2, p, c$) represent the respective single-photon detunings. \vec{k}_n ($n = 1, 2, p, c, m$) is the respective wave vector, and we assume $\Omega_n = \Omega_n^*$ ($n = 1, 2, p, c, m$).

From the Schrödinger equation in the interaction picture, $i\partial |\Psi\rangle / \partial t = H_{int} |\Psi\rangle$, and defining the atomic state as,

$$\begin{aligned} |\Psi\rangle = & A_0 |0\rangle + A_1 e^{i(\vec{k}_p - \vec{k}_1) \cdot \vec{r}} |1\rangle + \\ & A_2 e^{i(\vec{k}_p - \vec{k}_1 + \vec{k}_2) \cdot \vec{r}} |2\rangle + A_3 e^{i\vec{k}_p \cdot \vec{r}} |3\rangle \\ & + A_4 e^{i(\vec{k}_p - \vec{k}_c) \cdot \vec{r}} |4\rangle, \quad (1) \end{aligned}$$

Under rotating-wave and slowly varying envelope approximations, the dynamics of atomic response and the optical field is governed by the Maxwell-Schrödinger equations,

$$\begin{aligned}
-i\dot{A}_1 &= \Delta_1 A_1 + i\gamma_1 A_1 + \Omega_1^* A_3 + \Omega_2^* A_2 \\
-i\dot{A}_2 &= \Delta_2 A_2 + i\gamma_2 A_2 + \Omega_2 A_1 + \Omega_m A_0 \\
-i\dot{A}_3 &= \Delta_p A_3 + i\gamma_3 A_3 + \Omega_p A_0 + \Omega_1 A_1 + \Omega_c A_4 \\
-i\dot{A}_4 &= \Delta_c A_4 + i\gamma_4 A_4 + \Omega_c^* A_3 \\
\frac{\partial \Omega_p^{(m)}}{\partial z} + \frac{1}{c} \frac{\partial \Omega_p^{(m)}}{\partial t} &= i\kappa_{03(02)} A_{3(2)} A_0^* \quad (3)
\end{aligned}$$

in the above, γ_n ($n = 1, 2, 3, 4$) are the decay rates. The $\kappa_{03(02)} = 2N\omega_{p(m)} |D_{03(02)}|^2 / (c\hbar)$ with N and $D_{03(02)}$ being atomic density and dipole moment between states $|0\rangle$ and $|3\rangle$ ($|2\rangle$), respectively, and we have assumed the phase matching condition $\vec{k}_n = \vec{k}_p + \vec{k}_1 + \vec{k}_2$.

Following the method described in the Refs. [15,20], we take the Fourier transform of Eq. (2) and the wave equations for the pulsed probe field Ω_p and FWM the generated field Ω_m , and using the undepleted ground-state approximation $A_0 \approx 1$, we can obtain

$$\begin{aligned}
(\omega + \Delta_1 + i\gamma_1) \alpha_1 + \Omega_2^* \alpha_2 + \Omega_1^* \alpha_3 &= 0 \\
(\omega + \Delta_2 + i\gamma_2) \alpha_2 + \Omega_2 \alpha_1 + \Lambda_m &= 0 \\
(\omega + \Delta_p + i\gamma_3) \alpha_3 + \Omega_1 \alpha_1 + \Omega_c \alpha_4 + \Lambda_p &= 0 \\
(\omega + \Delta_c + i\gamma_4) \alpha_4 + \Omega_c^* \alpha_3 &= 0 \\
\frac{\partial \Lambda_p^{(m)}}{\partial z} - i\frac{\omega}{c} \frac{\partial \Lambda_p^{(m)}}{\partial t} &= i\kappa_{03(02)} \alpha_{3(2)} \quad (4)
\end{aligned}$$

here, Λ_p , Λ_m and α_j ($j = 1, 2, 3, 4$) are the Fourier transforms of Ω_p , Ω_m and A_j ($j = 1, 2, 3, 4$), respectively.

Using the initial conditions $\Lambda_p(0, \omega) \neq 0$, $\Lambda_m(0, \omega) = 0$ and solving the Eq. (3), it is easily to obtain the following relations,

$$\begin{aligned}
\alpha_2 &= \frac{-\Omega_1^* \Omega_2 F_4}{D} \Lambda_p + \frac{D_m}{D} \Lambda_m \\
\alpha_3 &= \frac{-\Omega_1 \Omega_2^* F_4}{D} \Lambda_m + \frac{D_p}{D} \Lambda_p \\
\Lambda_m(z, \omega) &= \Lambda_p(0, \omega) \frac{\kappa_{02} \Omega_1^* \Omega_2 F_4}{G} (e^{iK_- z} - e^{iK_+ z}) \quad (5)
\end{aligned}$$

where $K_{\pm} = \frac{\omega}{c} + \frac{\kappa_{03} D_p + \kappa_{02} D_m}{2D} \pm \frac{\sqrt{G}}{2D}$, and

$$\begin{aligned}
D &= F_1 F_2 F_3 F_4 + |\Omega_2|^2 |\Omega_c|^2 - F_3 F_4 |\Omega_2|^2 \\
&\quad - F_2 F_4 |\Omega_1|^2 - F_1 F_2 |\Omega_c|^2 \\
D_m &= F_4 |\Omega_1|^2 + F_1 |\Omega_c|^2 - F_1 F_3 F_4 \\
D_p &= F_4 |\Omega_2|^2 - F_1 F_2 F_4 \\
G &= (\kappa_{02} D_m - \kappa_{03} D_p)^2 + 4\kappa_{03} \kappa_{02} |\Omega_1|^2 |\Omega_2|^2 F_4^2
\end{aligned}$$

with $F_1 = \omega + \Delta_1 + i\gamma_1$, $F_2 = \omega + \Delta_2 + i\gamma_2$, $F_3 = \omega + \Delta_p + i\gamma_3$, $F_4 = \omega + \Delta_c + i\gamma_4$.

In what follows, as discussed in Refs. [15,17], the FWM conversion efficiency can be defined as,

$$\eta = \frac{\omega_m \kappa_{02} \kappa_{03} |\Omega_1|^2 |\Omega_2|^2 F_4^2}{\omega_p G} \exp\{-2 \text{Im}[K_+(0)] L\}. \quad (6)$$

3 Numerical results

Now, if we choose the initial incident pulse $\Omega_p(0, t) = \Omega_p(0, 0) \exp(-t^2/\tau^2)$, and we can easily obtain $\Lambda_p(0, \omega) = \Omega_p(0, 0) \tau \sqrt{\pi} \exp[-(\omega\tau)^2/4]$ (τ the is the pulse width). It is well known that the $|\Lambda_m(z, \omega)|$ can be used to calculate the generated FWM intensity. Some numerical results about the relative intensity of the generated FWM field $|\Lambda_m(z, \omega)/\Omega_p(0, 0) \tau \sqrt{\pi}|$ (a dimensionless quantity) and the FWM conversion efficiency η will be given in the Figures 2-4. In the following numerical

calculations, we choose the parameters to be dimensionless units by scaling $\gamma = \gamma_3$. The choice of some parameters might be not very reasonable in our paper, however, via properly adjusting other physical variables, we believe that some experimental scientists have adequate wisdom to deal with this problem.

In the Figure 2, we plot the relative intensity of the generated FWM field $|\Lambda_m(z, \omega) / \Omega_p(0, 0) \tau \sqrt{\pi}|$ as a function of ω for different EIT windows. It can be easily seen from Fig. 2 that the relative intensities of the generated FWM field change dramatically for different EIT windows. The reason for the above result can be qualitatively explained as follows. Our atomic system is a kind of atomic configuration which owns the property of the double-dark resonances [21,22]. Under this condition, the coherent interaction for this atomic system can lead to the emergence of sharp spectral features of interacting double-dark resonances which strongly modify the optical properties of the double EIT windows. Therefore, it can be seen that the FWM generated waves are clearly different for different EIT windows at that time.

In the following numerical calculations, we shows the effect of the intensity of the external coherent driving field on the FWM conversion efficiency η in the Figure 3. We find that, when the intensity of the external coherent driving field is small, the FWM conversion efficiency is low. However, with the increasing the intensity of the external coherent driving field, the FWM conversion efficiency becomes very large. The maximum FWM efficiency is greater than 25%, which is orders of magnitude larger than previous schemes based on the two electromagnetically induced transparency. In order to test the validity of the analysis described above, we carry out extensive numerical calculations in the Figure 4. We give the three-dimensional plot of the dependence of the FWM conversion efficiency η on the two laser pump fields Ω_1 and Ω_2 . Clearly, the three-dimensional plot is also verified the above comments.

Before ending this section, we would like to mention the two key points of the present study. One of the major differences between our scheme with those previous studies is that the maximum FWM efficiency (nearly 30%) is larger than previous schemes based on the two electromagnetically induced transparency, and the high efficiency Four-Wave Mixing is induced by a easily controlled coherent driving field. The second point is that the effects of the intensity of the external coherent driving field on the FWM conversion efficiency η is monotonically when the coherent driving field is stronge (see Figs. 3-4). A reasonable explanation for this is that, With the presence of the external coherent driving field, we can obtain two quantum interference channels. with the increasing the intensity of the external coherent driving field, the destructive and constructive interferences induced via the two quantum interference channels will keep a balance, so the intensity of the coherent driving field will influence the FWM conversion efficiency η monotonically at that time. In fact, this is a consequence of the competition between the two quantum interference channels under relevant parametric conditions.

4 Conclusions

To sum up, We have analyzed a five-level Λ -configuration Four-Wave Mixing (FWM) scheme for obtaining a high-efficiency FWM based on the two electromagnetically induced transparency. We find that the maximum FWM efficiency is nearly 30%, which is orders of magnitude larger than previous schemes based on the two electromagnetically induced transparency. We hope that our results may be helpful for experimental studies.

We would like to thank Prof. Hongyi Fan and Prof. Aixi Chen for helpful discussion and encouragement.

5 References

- [1] Harris S E 1997 Phys. Today **50** 36

- [2] Harris S E and Hau L V 1999 Phys. Rev. Lett. **82** 4611
- [3] Lukin M D and Imamoglu A 2000 Phys. Rev. Lett. **84** 1419
- [4] Wu Y, Wen L and Zhu Y 2003 Opt. Lett. **28** 631
- [5] Zhu Y, Saldana J, Wen L and Wu Y 2004 J. Opt. Soc. Am. B **21** 806
- [6] Deng L and Payne M G 2003 Phys. Rev. Lett. **91** 243902
- [7] Payne M G and Deng L 2003 Phys. Rev. Lett. **91** 123602
- [8] Wu Y and Deng L 2004 Opt. Lett. **29** 1144
- [9] Wang J, Zhu Y, Jiang K J and Zhan M S 2003 Phys. Rev. A **68** 063810
- [10] Zibrov A S, Ye C Y, Rostovsev Y V, Matsko A B and Scully M O 2002 Phys. Rev. A **65** 043817
- [11] Matsko A B, Novikova I, Welch G R and Zubairy M S 2003 Opt. Lett. **28** 96
- [12] Harris S E, Field J E and Imamoglu A 1990 Phys. Rev. Lett. **64** 1107
- [13] Deng L, Kozuma M, Hagley E W and Payne M G 2002 Phys. Rev. Lett. **88** 143902
- [14] Wu Y, Saldana J and Zhu Y 2003 Phys. Rev. A **67** 013811
- [15] Wu Y, Payne M G, Hagley E W and Deng L 2004 Opt. Lett. **29** 2294
- [16] Niu Y, Li R and Gong S 2005 Phys. Rev. A **71** 043819
- [17] Li H J, Huang G X 2007 Phys. Rev. A **76** 043809
- [18] Zhang Y, Brown A W and Xiao M 2007 Phys. Rev. Lett. **99** 123603
- [19] Wu Y and Yang X 2005 Phys. Rev. A **71** 053806
- [20] Wu Y and Yang X 2004 Phys. Rev. A **70** 053818
- [21] Paspalakis E, Kylstra N J and Knight P L 2002 Phys. Rev. A **65** 053808;
Paspalakis E and Knight P L 2002 Phys. Rev. A **66** 015802
- [22] Goren C, Wilson-Gordon A D, Rosenbluh M and Friedmann H 2004 Phys. Rev. A **69** 063802

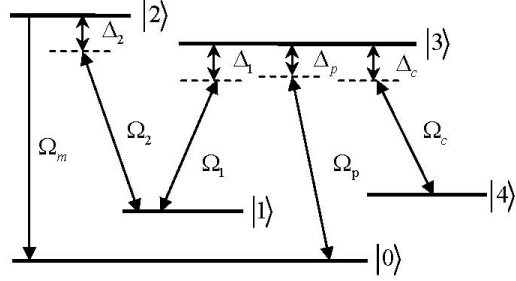


Figure 1. Schematic diagram of a five-level Λ -configuration atomic system.

Figure 1:

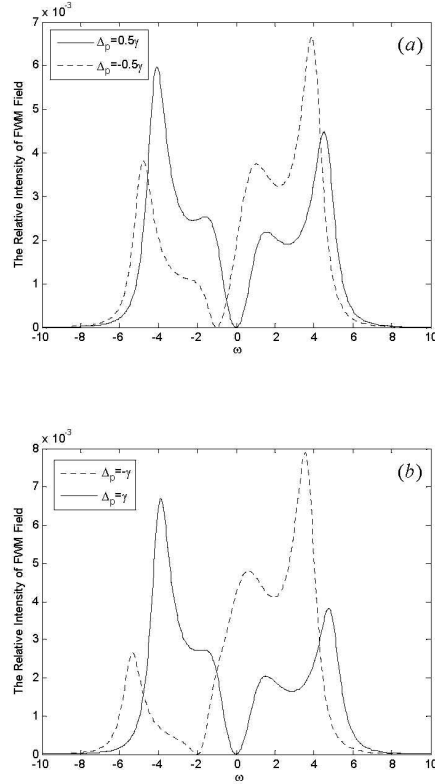


Figure 2. The relative intensity of the generated FWM field $|\Lambda_m(z, \omega) / \Omega_p(0, 0) \tau \sqrt{\pi}|$ versus ω for different EIT windows. (a): $\Delta_1 = -\Delta_c = -0.5\gamma_3$; (b): $\Delta_1 = -\Delta_c = -\gamma_3$. The other parameters are $\Omega_c = 3\gamma_3$, $\Omega_1 = 3\gamma_3$, $\Omega_2 = 2\gamma_3$, $\gamma_2 = 2\gamma_3$, $\gamma_1 = \gamma_4 = 0$, $\Delta_2 = 0$, $\tau = 10^{-6}$ s, $L = 1$ cm, and $\kappa_{02} = \kappa_{03} = 10^9$ m $^{-1}$ s $^{-1}$.

Figure 2:

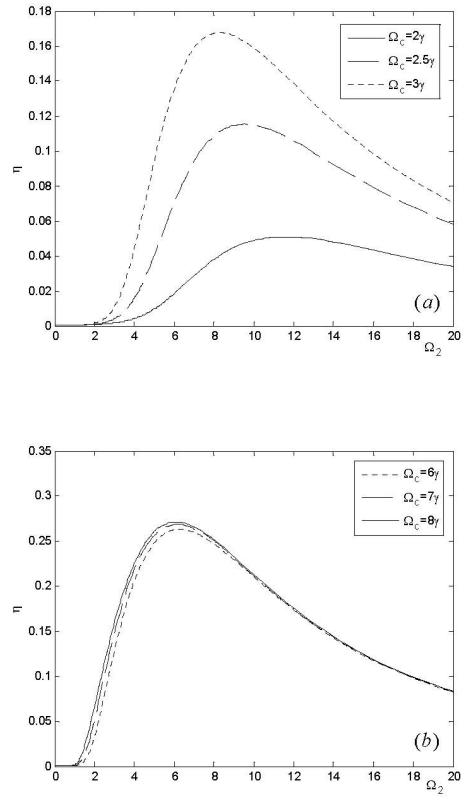


Figure 3. The FWM conversion efficiency η versus Ω_2 for different intensity of the external coherent driving field Ω_c . The parameters are $\Omega_1 = 6\gamma_3$, $\gamma_2 = 2\gamma_3$, $\gamma_1 = \gamma_4 = 0$, $\Delta_2 = 0$, $\Delta_1 = -\Delta_c = -0.5\gamma_3$, $\tau = 10^{-6}$ s, $L = 4$ cm, $\omega_m = 1.1\omega_p$, and $\kappa_{02} = \kappa_{03} = 10^9$ m⁻¹s⁻¹, $\Delta_p = -0.5\gamma_3$.

Figure 3:

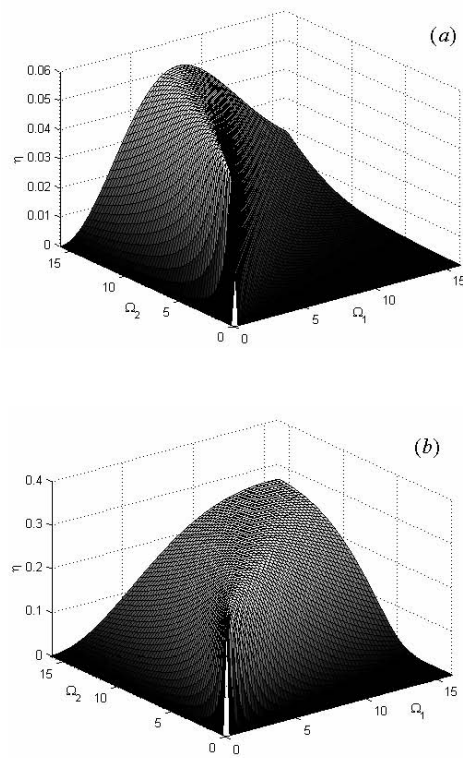


Figure 4. The three-dimensional plot of the FWM conversion efficiency η . (a): $\Omega_c = 2\gamma_3$; (b): $\Omega_c = 6\gamma_3$. The other parameters are $\gamma_2 = 2\gamma_3$, $\gamma_1 = \gamma_4 = 0$, $\Delta_2 = 0$, $\tau = 10^{-6}$ s, $L = 4$ cm, $\Delta_1 = -\Delta_c = -0.5\gamma_3$, $\Delta_p = -0.5\gamma_3$, $\omega_m = 1.1\omega_p$, and $\kappa_{02} = \kappa_{03} = 10^9$ m⁻¹s⁻¹.

Figure 4: