

ARE NEWLY DISCOVERED HI HIGH VELOCITY CLOUDS MINIHALOS IN THE LOCAL GROUP?

RICCARDO GIOVANELLI^{1,2}, MARTHA P. HAYNES^{1,2}, BRIAN R. KENT³, ELIZABETH K. ADAMS¹

Draft version October 25, 2018

ABSTRACT

A set of HI sources extracted from the north Galactic polar region by the ongoing ALFALFA survey has properties that are consistent with the interpretation that they are associated with isolated minihalos in the outskirts of the Local Group (LG). Unlike objects detected by previous surveys, such as the Compact High Velocity Clouds of Braun & Burton (1999), the HI clouds found by ALFALFA do not violate any structural requirements or halo scaling laws of the Λ CDM structure paradigm, nor would they have been detected by extant HI surveys of nearby galaxy groups other than the LG. At a distance of d Mpc, their HI masses range between $5 \times 10^4 d^2$ and $10^6 d^2 M_\odot$ and their HI radii between $< 0.4d$ and $1.6d$ kpc. If they are parts of gravitationally bound halos, the total masses would be on order of 10^8 – $10^9 M_\odot$, their baryonic content would be significantly smaller than the cosmic fraction of 0.16 and present in a ionized gas phase of mass well exceeding that of the neutral phase. This study does not however prove that the minihalo interpretation is unique. Among possible alternatives would be that the clouds are shreds of the Leading Arm of the Magellanic Stream.

Subject headings: galaxies: spiral; — galaxies: distances and redshifts — galaxies: halos — galaxies: luminosity function, mass function — galaxies: photometry — radio lines: galaxies

1. INTRODUCTION

The Λ CDM paradigm which describes the evolution of structure predicts the existence of large numbers of low mass ($\lesssim 10^9 M_\odot$) halos. A cosmic census of dwarf galaxies at $z = 0$ indicates that such objects are rarer than expected from numerical simulations. In different guises, this circumstance has been referred to as the “the void phenomenon” (Peebles 2001) or the “missing satellite” problem (Klypin *et al.* 1999; Moore *et al.* 1999). The gap between the number of Milky Way (MW) satellites expected from numerical simulations and that obtained from observations has progressively narrowed in recent years with the discovery of fossil stellar structures in optical wide-field surveys. While this technique has detected numerous dwarf satellites of the MW, no gas-rich systems have been found and the number of known halos with circular velocities of $v_{circ} \lesssim 20$ km s^{−1} located in the general field remains very low. As is the case with the luminosity function of optical galaxies, the mass function of extragalactic HI sources also has a faint end slope much shallower than predicted by the Press–Schechter formalism (Zwaan *et al.* 2006; Martin *et al.* 2009, in preparation). HI surveys are thus not detecting enough low mass sources to significantly alleviate the observed paucity of dwarf galaxies.

Early on after their discovery, the possible extragalactic nature of HI High Velocity Clouds (HVCs) was con-

sidered (see previous work reviewed by Wakker & van Woerden 1997). More recently, the idea was forcefully revived by two groups: Blitz *et al.* (1999) and Braun & Burton (1999). The latter postulated that the so-called Compact HVCs (CHVCs), a subset of the HVC population defined by a relatively small angular extent and apparent spatial isolation are the baryonic counterparts of isolated, low mass halos distributed across the LG. Hereafter we shall refer to this idea as the “minihalo/HVC hypothesis”. Two important problems mire this idea. The first is that, if present in other nearby groups of galaxies, CHVCs could have been detected by extant HI surveys; they have not (e.g. Pisano *et al.* 2007). The second is that the structural properties of the CHVCs are inconsistent with those expected for low mass halos, according to the Λ CDM structure formation scenario, as pointed out by Sternberg, McKee & Wolfire (2002, hereafter SMW02): as minihalos, CHVCs appear underconcentrated and, at typical LG distances — on order of 1 Mpc — they would be too large.

A widely adopted explanation of the discrepancy between the numbers of observed and predicted dwarf galaxies is that gas accretion onto low mass halos is suppressed by the intergalactic UV radiation field (Ikeuchi 1986; Rees 1986; cf. Hoeft *et al.* 2006). In their *Mare Nostrum* simulations, the latter show that the baryon to total mass fraction may fall steeply from the cosmic value of $\simeq 0.16$ to only a few percent between halo masses $10^{10} M_\odot$ and $M < 10^9 M_\odot$. SMW02 showed that most of the gas in low mass halos should be found in a thermally stable, ionized phase which envelops a warm but neutral and stable component of much lower mass. Within the latter, a cold core may be able to form and partially convert into stars. A $10^9 M_\odot$ halo may thus contain fewer than $10^6 M_\odot$ in a phase detectable optically or via its 21 cm emission, thus explaining the paucity of such objects in wide field surveys. The simulations by Ricotti (2009) improve somewhat the observational prospects:

¹ Center for Radiophysics and Space Research, Space Sciences Bldg., Cornell University, Ithaca, NY 14853. *e-mail:* riccardo@astro.cornell.edu, haynes@astro.cornell.edu, betsey@astro.cornell.edu

² National Astronomy & Ionosphere Center, Cornell University, Space Sciences Bldg., Ithaca, NY 14853. The National Astronomy & Ionosphere Center is operated by Cornell University under a cooperative agreement with the National Science Foundation.

³ Jansky Fellow, National Radio Astronomy Observatory, 520 Edgemont Rd., Charlottesville, VA 22903. The National Radio Astronomy Observatory is operated by Associated Universities, Inc. under a cooperative agreement with the National Science Foundation. *e-mail:* bkent@nrao.edu

he points out that, as the Universe expands, the intergalactic medium cools and the UV radiation background is diluted; changes in the IGM Jeans mass and the halo mass concentration then may make it possible for a previously ‘dormant’ low mass halo to resume accreting gas at low z . He proposes that the recently discovered, nearby dwarf galaxy Leo T (Irwin *et al.* 2007) may be such an object. At a distance of 420 kpc, Leo T is a star forming galaxy with an HI mass of $2.8 \times 10^5 M_\odot$, an HI radius of 300 pc, an indicative dynamical mass within the HI radius of $\sim 3.3 \times 10^6 M_\odot$, a total mass to V-band luminosity within the HI radius of 56 and a stellar mass of $\sim 1.2 \times 10^5 M_\odot$ (Ryan-Weber *et al.* 2008; see also Grcevich & Putman 2009).

The precipitous drop in the cold baryon fraction for halos of mass $\lesssim 10^{10} M_\odot$ proposed by the simulations by Hoeft *et al.* and the models of SMW02 can explain the shallow slopes of the low end of optical and HI luminosity functions. It also indicates that the minihalo/HVC hypothesis could only apply to sources of more extreme properties than previously thought: HI masses of $\lesssim 10^6 M_\odot$, sizes of $\lesssim 1$ kpc and linewidths of $\lesssim 30$ km s $^{-1}$. The requirements for detection of such sources are very challenging, exceeding the combination of sensitivity and spectral resolution of most large-scale extragalactic HI surveys. However, the currently ongoing Arecibo Legacy extragalactic HI survey (ALFALFA) offers an opportunity for detection of systems matching the requirements mentioned above, albeit only to distances of a few Mpc. The question motivating this paper is whether candidates for minihalos with a detectable HI component exist. If they do, the safest place to look for them is away from a massive galaxy like the MW. We found them, but we still treat the minihalo interpretation with skepticism until the detection is achieved of (i) a stellar counterpart or (ii) of an internal velocity field that reveals more reliably a dynamical mass than a plain linewidth or (iii) of analogous objects in other galaxy groups.

2. OBSERVATIONS

We report the results of 21cm HI observations, made with the Arecibo 305m radio telescope as part of the ALFALFA survey. They cover the region between $9.5^h < RA < 16.5^h$, $+4^\circ < Dec < +16^\circ$, of ~ 1300 square degrees, with a spectral resolution of ~ 5.5 km s $^{-1}$, an angular resolution of $\sim 3'.5$ and a sensitivity such that an HI mass of $\simeq 5 \times 10^4 M_\odot$ can be detected at 1 Mpc distance. A full description of the observational mode of ALFALFA is given in Giovanelli *et al.* (2007), while the definition and goals of the survey are described in Giovanelli *et al.* (2005). Aspects of the processing pipeline are described in Saintonge (2007) and Kent (2008).

The chosen region of the sky is a strip extending between $b = 35^\circ$ and $b = 80^\circ$ in the North Galactic polar cap, well suited to minimizing the kinematical intrusion of Galactic HI. Within that region, we searched for sources not associated with known galaxies with the following additional criteria: (i) heliocentric velocity $V_\odot \geq 120$ km s $^{-1}$ or $V_\odot \leq -110$ km s $^{-1}$ (the V_\odot range between -110 and +120 km s $^{-1}$ was excluded in order to avoid confusion with Galactic emission); (ii) major HI diameter $\leq 15'$; (iii) no visible low surface brightness connection to features in the -110 to +120 km s $^{-1}$ range. Twentyone ultra-compact clouds (hereafter UCHVCs) with positive

TABLE 1
CLOUD PROPERTIES

Property	Avg.	Range
V_\odot , positive, km s $^{-1}$		124:320
V_\odot , negative, km s $^{-1}$		-118:-142
W	24 km s $^{-1}$	16:56
$R_{HI} d_{Mpc}^{-1}$	0.75 kpc]0.4:1.6
$\log [d_{Mpc}^{-2} M_{HI}/M_\odot]$	5.25	4.75:5.97
$\log \bar{N}_{HI} [cm^{-2}]$	19.10	18.80:19.58
$\log [d_{Mpc}^{-1} M_{dyn}(< R)/M_\odot]$	7.35	6.83:7.77
$\tau_{cross} d_{Mpc}^{-1}$	0.08 Gyr	0.02:0.32

velocities (6 are unresolved) and 6 clouds with negative velocities were found. All sources detected by ALFALFA with a signal-to-noise $S/N < 10$ were re-observed and confirmed. Figure 1 shows an integrated flux map and a line profile of one of the detections. A catalog with a detailed description of individual sources is presented in Giovanelli *et al.* (2009, in preparation). Table 1 displays the mean and range values for the properties of the 27 clouds, scaled by the unknown distance in Mpc, namely: the range in heliocentric velocities for positive and negative velocity clouds, in km s $^{-1}$; the full linewidth at half power W , of generally Gaussian shape; the mean radius at the isophote encircling 50% of the flux R_{HI} in kpc; the \log_{10} of the HI mass and of the total mass within R_{HI} , in solar units; the crossing time $\tau_{cross} = 2R_{HI}/W$ in Gyr. On the assumption that the clouds are parts of self-gravitating systems, the total mass is estimated via

$$M_{tot}(< R_{HI}) \simeq R_{HI} \sigma^2 / G \quad (1)$$

with $\sigma = W/2\sqrt{2 \ln 2}$. The ‘‘minimum intrusion’’ approach (Giovanelli *et al.* 2005) adopted for data taking by ALFALFA delivers exceptional bandpass stability and allows reliably recovery of flux and size estimation for the UCHVCs. The possibility of extended envelopes of diffuse gas below the column density limit of the survey cannot however be excluded.

The sky distribution of the UCHVCs is shown in Fig. 2. Also plotted are the locations of galaxies with primary distances of ≤ 2.6 Mpc, as listed in the *Catalog of Nearby Galaxies* of Karachentsev *et al.* (2004). Those galaxies are, respectively from West to East: D634-03, Leo T, Sex B, Leo I, GR8, KKH86 and DDO 187. All but Leo I (the nearest at $d = 0.25$ Mpc) are detected in HI. Leo T and DDO 187 are just outside the Dec. range of the HI clouds. Figure 3 shows the location of clouds and nearby galaxies in the Galactic longitude vs. velocity in the Galactic Standard of Rest plane, where $V_{gsr} = V_{lsr} + 225 \sin l \cos b$ and for V_{lsr} we assume a solar motion of 20 km s $^{-1}$ towards $l = 57^\circ$, $b = 25^\circ$. The three negative velocity clouds near $RA = 16^h$ could possibly be associated with the extended, perigalactic HVC complexes A and M.

3. DISCUSSION

The sky and velocity distributions of the clouds found by ALFALFA matches well that of dwarf galaxies in the LG. If placed at $d = 1$ Mpc, the UCHVCs are compact and do not violate any structure predictions of the Λ CDM scenario emphasized by SMW02. Their HI

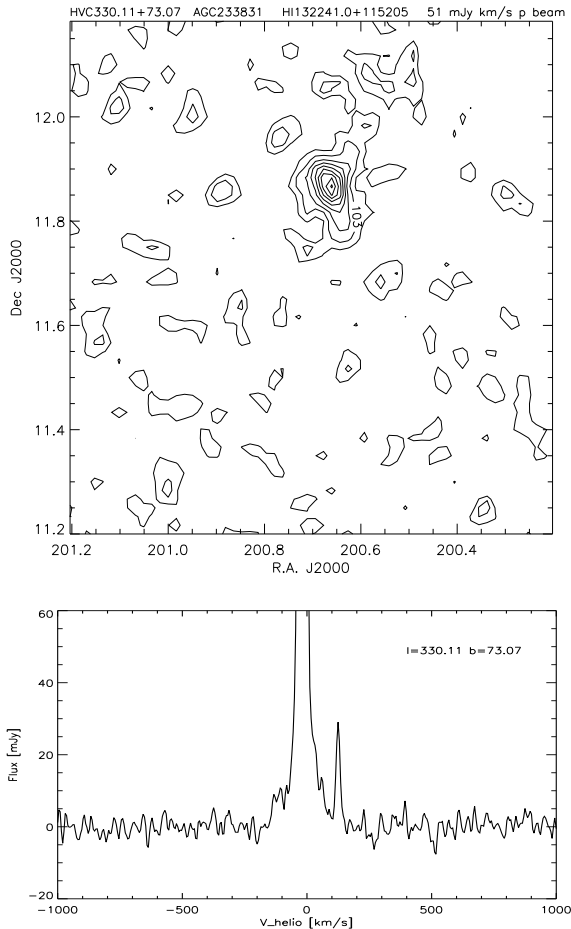


FIG. 1.— *Upper panel:* Cloud at $l = 330.11$, $b = +73.07$, $cz_{\odot} = 124 \text{ km s}^{-1}$, $W = 19 \text{ km s}^{-1}$, angular size of $6' \times 4'$, integrated flux of $0.60 \text{ Jy km s}^{-1}$, $M_{HI} = 1.4 \times 10^5 d_{Mpc}^2 M_{\odot}$, $M_{dyn}(< R_{HI}) \simeq 1.1 \times 10^7 d_{Mpc} M_{\odot}$. *Lower panel:* HI line spectrum of the cloud shown above. The strong feature at zero velocity is the MW emission; the cloud is the narrow feature at $cz_{\odot} = 124 \text{ km s}^{-1}$.

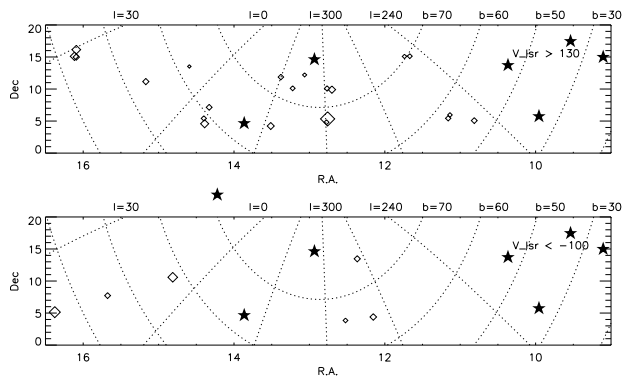


FIG. 2.— Sky distribution of the UCHVCs (small diamonds, of area proportional to source flux). Galaxies with $d \leq 2.6 \text{ Mpc}$ are plotted as filled stars. A grid of Galactic coordinates is superimposed. The star symbol outside the lower box is DDO 187.

masses, $\leq 10^6 M_{\odot}$, would make them undetectable by previous HI surveys of nearby groups, such as that of Pisano *et al.* (2007). Thus the minihalo/HVC hypothesis could apply without posing the observational requirement of LG uniqueness. HI surveys of nearby groups

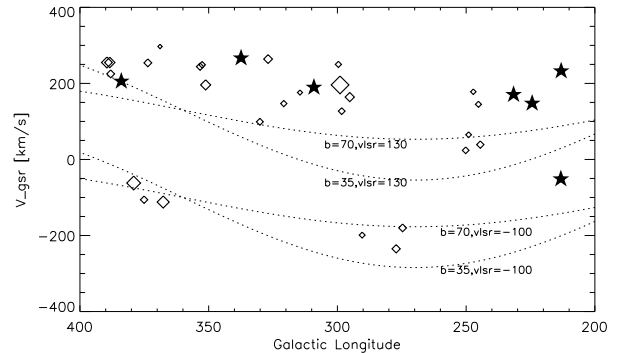


FIG. 3.— Distribution of the UCHVCs in the Galactic longitude vs. Galactic Standard of rest plane, with superimposed lines of constant LSR velocities, 130 and -100 km s^{-1} , at two Galactic latitudes, $b = 35^{\circ}$ and $b = 70^{\circ}$. Symbol code as in Figure 2.

reaching a sensitivity level of $10^5 M_{\odot}$ — about an order of magnitude more sensitive than ALFALFA — would be necessary to verify the possible existence of similar systems elsewhere than the LG. Such observations are currently challenging but possible with foreseen upgrades to current instrumentation.

The mean parameters of the UCHVCs at $d = 1 \text{ Mpc}$ are a good match for SMW02 minihalo models with a Burkert density profile, $R_{HI} \simeq 0.7 \text{ kpc}$, $M_{HI} \simeq 3 \times 10^5 M_{\odot}$, total to neutral gas mass ratio of 15, peak $N_{HI} \simeq 4 \times 10^{19} \text{ cm}^{-2}$, total halo mass $M_{vir} \simeq 3 \times 10^8 M_{\odot}$, surrounded by a hot, ionized IGM of pressure $P_{HIM} = 10 \text{ cm}^{-3} \text{ K}$. The peak N_{HI} predicted by the models is higher than, but not incompatible with the observed values shown in Table 1, as the latter are averaged over the radius of the clouds and smeared by the $\sim 3.5'$ beam of the Arecibo telescope. The M_{dyn} inferred from the observations are about one order of magnitude smaller than the model’s M_{vir} ; yet the two are consistent with each other since the values inferred from the observations are estimates of the masses within R_{HI} . As the cold baryons dissipatively collapse to the bottom of the halo potential well, the extent of the dark matter halo exceeds that of the cold gas by a factor of several, explaining the mass discrepancy.

A further test of the minihalo/HVC hypothesis relates to the number of minihalo candidates expected from simulations. The cumulative halo mass function $N(> M)$, is a power law of approximate slope $M^{-0.86}$ (e.g. Fig. 6 of Gottloeber *et al.* 2003). Figure 4 of Hoefl *et al.* (2006) shows the transition in the baryon fraction of halos dropping from the cosmic value of 0.16 to less than 0.02 over a decade in halo mass, around the “characteristic mass” $M_{char} \simeq 10^{9.8} M_{\odot}$, for which halos are able to retain half their baryons. If we assume that the UCHVCs pertain to the category of halos of mass between M_{char} and M_{char}/δ_M , and that the N_{opt} optical galaxies in the field are hosted by halos with $M > M_{char}$, then we can estimate the ratio between the numbers of the two kinds of objects as $f_n = N_{opt}/N_{cloud} \simeq \delta_M^{0.86}$, with $\delta_M > 1$. The range in dynamical masses estimated for UCHVCs is about one order of magnitude (see Table 1); assuming that the corresponding, putative halo masses are spread just as narrowly, we guess $\delta_M \simeq 10$. There are 5 galaxies with $d \leq 2.6 \text{ Mpc}$ in the region in which the clouds were observed, and the exclusion of the spectral region

$120 < V_{\odot} > -110 \text{ km s}^{-1}$ in our search due to confusion with Galactic emission blanks about 50% of our search volume. The expected number of minihalos is then $\sim 5 \times 10^{0.86}/2 \sim 18$. We identified 27 clouds. Given the crudeness of the calculation, our cloud detection rate appears compatible with a minihalo/HVC scenario. Next we ask: what else could the clouds be?

In a Galactic fountain (Shapiro & Field 1976), gas is accelerated by strong stellar winds and supernova explosions in the disk and ejected to the Galactic halo to z -heights of a few kpc; gas clouds then cool and “rain back” onto the disk. At a distance of 3 kpc from the Galactic plane, the clouds’ HI masses would be near solar, their sizes on order of 1 or few pc and crossing times less than 1 Myr, much shorter than the ballistic timescales of 50–100 Myr. Our cloud sample is extracted from the Galactic polar region, the component of the clouds’ velocities perpendicular to the Galactic plane is dominant. Velocities in excess of 200 km s^{-1} are difficult to accommodate within a galactic fountain scenario with currently assumed values for the density of a galactic corona (e.g Fukugita & Peebles 2006; Grcevich & Putman 2009): small clouds would rapidly decelerate due to ram pressure and MW tidal forces would eventually disrupt them.

Our survey region overlaps with the so-called “field of streams” (Belokurov *et al.* 2006), containing part of the tidally disrupted remnants of dwarf spheroidal MW satellites, namely the Sag and Orphan streams. With velocities between $+20$ and -100 km s^{-1} , their kinematics are very different from those of most of the UCHVCs, and an association is unlikely.

The Magellanic Stream is witness of the tidal disruption of the Magellanic Clouds by the MW. Most of the Stream is antipodal to the north Galactic polar region. However, its so-called “Leading Arm” (LA) extends to the northern Galactic hemisphere up to $b \simeq 35^{\circ}$, with velocities reaching $+250 \text{ km s}^{-1}$. If the UCHVCs are a northern extension of the LA, according to the tidal model of Connors *et al.* (2006; see also McClure-Griffiths 2008) they would be at distances of order of 100 kpc, have masses on order of $10^3 M_{\odot}$ and crossing times of ~ 10 Myr. Tidal and ram pressure forces would be mild. This is a plausible scenario, although the LA would then ex-

tend twice as far and forward of the Magellanic Clouds than previous observations indicated.

Galaxies grow via mergers and intergalactic gas infall. Infalling gas can be shock-heated to the virial temperature of the halo or fall at colder temperatures. Simulations show that the cold accretion mode tends to be more important for small mass halos: for a galaxy like the MW, $> 90\%$ of gas accretion is thought to take place in the hot mode (Keres *et al.* 2009; Dekel *et al.* 2009). Sancisi *et al.* (2008) discuss the evidence for extraplanar HI in several nearby galaxies and interpret it as resulting from a combination of mergers of gas rich satellites and cold gas accretion. In their HI maps, the extraplanar gas is seen at distances of 15 kpc or less from the main galaxy. Two difficulties arise with a model whereby our clouds are a manifestation of a similar phenomenon. First, the objection raised in the discussion of the galactic fountain scenario, that the clouds are too small, vulnerable and short-lived, holds in this case as well. Second, as shown by Maller & Bullock (2004), thermal instability and conduction prevent the cooling of infalling gas on scales smaller than the so-called “Field length”, which for the galactic corona translates to a mass of $\sim 10^6 M_{\odot}$. At perigalactic distances of ~ 100 kpc or less, our clouds would be much smaller than that limit.

In conclusion, we report the discovery of a category of HVCs which are plausible minihalo candidates. They have properties and are found in numbers which are compatible with theoretical expectations for halos with masses $\lesssim 10^9 M_{\odot}$, and could not have been detected by extant HI surveys beyond the LG. However, it is not yet possible to exclude that they may be part of the wider scenario of the yet relatively poorly understood perigalactic HVC phenomenon. While difficulties arise in their interpretations with several more frequently invoked models, reasonable adjustments could be made to fit some of them, most notably the possibility that they are an extension of the LA of the Magellanic Stream. We have thus discovered a category of objects consistent with the minihalo/HVC hypothesis, but we have not proved that such interpretation is unique.

This work has been supported by the NSF grant AST-0607007 and by a Brinson Foundation grant.

REFERENCES

- Belokurov, V. *et al.* 2006b, ApJ, 642, L137
 Blitz, L., Spergel, D.N., Teuben, P.J. *et al.* 1999, ApJ, 514, 818
 Braun, R. & Burton, W.B. 1999, A&A, 341, 437
 Connors, T.W., Kawata, D. & Gibson, B.K. 2006, MNRAS, 371, 120
 Dekel, A. *et al.* 2009, *Nature*, 457, 451
 Fukugita, M. & Peebles, P.J.E. 2006, ApJ, 639, 590
 Giovanelli, R. *et al.* 2005, AJ, 130, 2613
 Giovanelli, R. *et al.* 2007, AJ, 133, 2569
 Gottloeber, S., Lokas, E.L., Klipin, A. & Hoffman, Y. 2003, MNRAS, 344, 715
 Grcevich, J. & Putman, M.E. 2009, ApJ, 696, 385
 Hoefl, M., Yepes, G., Gottloeber, S. & Springel, V. 2006, MNRAS, 371, 401
 Ikeuchi, S. 1986, Ap&SS, 118, 509
 Irwin, M.J., Belokurov, V., Evans, N.W. *et al.* 2007, ApJ, 656, L13
 Karachentsev, I.D., Karachentseva, V.E., Huchtmeier, W.K. & Makarov, D.I. 2004, AJ, 127, 2031
 Kent, B.R. 2008, in *The National Virtual Observatory*, ed. M. J. Graham, M.J. Fitzpatrick, & T. A. McGlynn, ASP Proceedings
 Keres, D., Katz, N., Fardal, M. *et al.* 2009, MNRAS, 395, 160
 Klypin, A., Kravtsov, A.V., Valenzuela, O. & Prada, F. 1999, ApJ, 522, 82
 Maller, A.H. & Bullock, J.S. 2004, MNRAS, 355, 794
 McClure-Griffiths, N.M., Staveley-Smith, L., Lockman, F.J. *et al.* 2008, ApJ, 673, 143
 Moore, B., Ghigna, S., Governato, F., Lake, G., Quinn, T., Sateđl, J. & Tozzi, P. 1999, ApJ, 524, L19
 Peebles, P.J.E. 2001, ApJ 557, 495
 Pisano, D.J., Barnes, D.G., Gibson, B.K., Staveley-Smith, L., Freeman, K.C. & Kilborn, V.A. 2007, ApJ, 662, 959
 Rees, M.J. 1986, MNRAS, 218, 25P
 Ricotti, M. 2009, MNRAS 392, L45
 Ryan-Weber, E.V. *et al.* 2008, MNRAS, 384, 535
 Saintonge, A. 2007, AJ, 133, 2087
 Sancisi, R., Fraternali, F., Oosterloo, T. & van der Hulst, T. 2008, A&ARev., 15, 189
 Shapiro, P. & Field, G.B. 1976, ApJ, 205, 762
 Sternberg, A., McKee, C.F. & Wolfire, M.G. 2002, ApJS, 143, 419 (SMW02)
 Wakker, B.P. & van Woerden, H. 1997, ARA&A, 35, 217
 Zwaan, M.A., Meyer, M.J., Staveley-Smith, L. & Webster, R.L. 2006, MNRAS, 359, L30