

Weak lensing forecasts for dark energy, neutrinos and initial conditions

Ivan Debono^{1,*}, Anaïs Rassat¹, Alexandre Réfrégier¹, Adam Amara², and Thomas D. Kitching³

¹ Laboratoire AIM, CEA/DSM - CNRS - Université Paris Diderot, IRFU/Service d'Astrophysique, Bât. 709, CEA-Saclay, F-91191 Gif-sur-Yvette Cédex, France.

² Department of Physics, ETH Zurich, Wolfgang-Pauli-Strasse 16, CH-8093 Zurich, Switzerland.

³ Scottish Universities Physics Alliance (SUPA), Institute for Astronomy, University of Edinburgh, Blackford Hill, Edinburgh EH9 3HJ, UK.

Received XXX, revised XXX, accepted XXX

Published online XXX

Key words gravitational lensing, cosmological parameters, dark energy, neutrinos, primordial power spectrum

PACS 01.30.Cc, 98.80.-k, 95.36.+x, 98.80.Es

Weak gravitational lensing provides a sensitive probe of cosmological parameters by measuring the mass distribution and the geometry of the low redshift universe. We show how an all-sky weak lensing tomographic survey can jointly constrain different sets of cosmological parameters describing dark energy, massive neutrinos, and the primordial power spectrum. Using the Fisher matrix formalism with and without CMB priors, we examine how the constraints vary as the parameter set is enlarged. We find that weak lensing with CMB priors provides robust constraints on dark energy parameters and can simultaneously provide strong constraints on all three parameter sets. We also find that the dark energy sector is largely insensitive to the inclusion of the other cosmological sectors.

Copyright line will be provided by the publisher

1 Introduction

Error forecasts for future weak lensing surveys show that this probe can constrain cosmological parameters, including dark energy, as well as neutrino and primordial spectral index parameters (see e.g. [1, 2, 3, 4]). In these proceedings, we investigate how weak lensing can simultaneously constrain cosmological parameters (see [5] for the full details). We focus on the behaviour of the constraints when the cosmological parameter set is varied. To this end, we calculate the expected errors when massive neutrino parameters and additional parameters in the primordial power spectrum are added to our parameter set. Finally, we compare the forecasts obtained using weak lensing by itself and in combination with the CMB.

2 Method

2.1 Cosmology

Our fiducial cosmology contains baryonic matter, CDM, dark energy and massive neutrinos. We also consider different parameterisations of the primordial power spectrum. We allow for a non-flat geometry by including a dark energy density parameter Ω_{DE} together with the total matter density Ω_m , such that in general $\Omega_m + \Omega_{\text{DE}} \neq 1$. The dynamical dark energy equation of state parameter, $w = p/\rho$, is parameterised by [6, 7]: $w(a) = w_n + (a_n - a)w_a$, where a is the scale factor. The pivot redshift corresponding to a_n is the point at which w_a and w_n are uncorrelated.

* Ivan Debono E-mail: ivan.debono@cea.fr, Phone: +33 (0)1 69 08 43 29, Fax: +33 (0)1 69 08 65 77

Table 1 Cosmological parameter sets used in our calculations. For each parameter set, the ticks (✓) and crosses (×) indicate whether a parameter is allowed to vary or not, respectively.

Parameters	w_0	w_a	Ω_{DE}	Ω_m	Ω_b	h	σ_8	n_s	α	β	m_ν	N_ν
Fiducial values	−0.95	0	0.7	0.3	0.045	0.7	0.8	1	0	0	0.66	3
QCDM	✓	✓	✓	✓	✓	✓	✓	✓	×	×	×	×
QCDM + α	✓	✓	✓	✓	✓	✓	✓	✓	✓	×	×	×
QCDM + α + β	✓	✓	✓	✓	✓	✓	✓	✓	✓	✓	×	×
ν QCDM	✓	✓	✓	✓	✓	✓	✓	✓	×	×	✓	✓
ν QCDM + α	✓	✓	✓	✓	✓	✓	✓	✓	✓	×	✓	✓
ν QCDM + α + β	✓	✓	✓	✓	✓	✓	✓	✓	✓	✓	✓	✓

In the concordance model, the primordial power spectrum is generally parameterised by a power-law such that $\mathcal{P}_\chi(k) = A_s (k/k_0)^{n_s-1}$. We parameterise the running of the spectral index by using a second-order Taylor expansion of \mathcal{P}_χ in log-log space, defining the running as $\alpha = \text{d}n_s/\text{d} \ln k|_{k_0}$ (see [8, 9, 10, 11]). We use a fiducial value of $k_0 = 0.05 \text{Mpc}^{-1}$ for the primordial power spectrum pivot scale.

The second-order truncated Taylor expansion is limited and may lead to incorrect parameter estimation (see [12, 13]). In order to test this, we allow an extra degree of freedom in the primordial power spectrum by adding a third-order term β in the Taylor expansion:

$$n_s(k) = n_s(k_0) + \frac{1}{2!} \alpha \ln \left(\frac{k}{k_0} \right) + \frac{1}{3!} \beta \ln \left(\frac{k}{k_0} \right)^2, \quad \text{where } \beta = \text{d}^2 n_s / \text{d} \ln k^2|_{k_0}. \quad (1)$$

We use the Eisenstein and Hu [14] analytical fitting formula for the transfer function in the linear matter power spectrum, with the modification suggested in ref [15], and the Smith et al. [16] non-linear correction. The neutrino density is related to the total neutrino mass by $\Omega_\nu = 1/94 h^2 (m_\nu/\text{eV})$. The matter power spectrum is normalised using σ_8 . In comparing constraints in different parameter spaces, we use six cosmological parameter sets, which are shown in Table 1.

2.2 Weak lensing tomography

We use the lensing power spectrum tomography formalism by Hu [17] used in ref [18], with the background lensed galaxies divided into 10 redshift bins. Our multipole range is $10 < \ell < 5000$. Our survey parameters are the survey area = 20000 sq degrees, the median redshift = 0.9 and the galaxy count = 35/sq arcmin. We include photometric redshift errors and intrinsic noise in the observed ellipticity of galaxies.

The Fisher matrix for the shear power spectrum is given by [17]:

$$F_{\alpha\beta} = f_{\text{sky}} \sum_{\ell} \frac{(2\ell+1)\Delta\ell}{2} \text{Tr} \left[D_{\ell\alpha} \tilde{C}_{\ell}^{-1} D_{\ell\beta} \tilde{C}_{\ell}^{-1} \right], \quad (2)$$

where the sum is over bands of multipole ℓ of width $\Delta\ell$, Tr is the trace, and f_{sky} is the fraction of sky covered by the survey. We assume the likelihood to have a Gaussian distribution, with zero mean. The observed power spectra for each pair i, j of redshift bins are written as the sum of the lensing and noise spectra: $\tilde{C}_{\ell}^{ij} = C_{\ell}^{ij} + N_{\ell}^{ij}$. The derivative matrices are given by $[D_{\alpha}]^{ij} = \partial C_{\ell}^{ij} / \partial p_{\alpha}$, where p_{α} is the vector of theoretical model parameters. To quantify the potential for a survey to constrain dark energy parameters, we use the Figure of Merit, as defined by the Dark Energy Task Force [19]: $\text{FOM} = 1/(\Delta w_n \Delta w_a)$.

We also include joint lensing and CMB constraints. To combine constraints from different probes we add the respective Fisher matrices: $\mathbf{F}_{\text{joint}} = \mathbf{F}_{\text{lensing}} + \mathbf{F}_{\text{CMB}}$. For our CMB priors, we use the forthcoming Planck mission as our survey. The Planck Fisher matrix is calculated following the method in ref [20]. The full parameter set is: $\{\Omega_m, \Omega_{\text{DE}}, h, \sigma_8, \Omega_b, w_0, w_a, n_s, m_\nu, N_\nu, \alpha, \tau\}$.

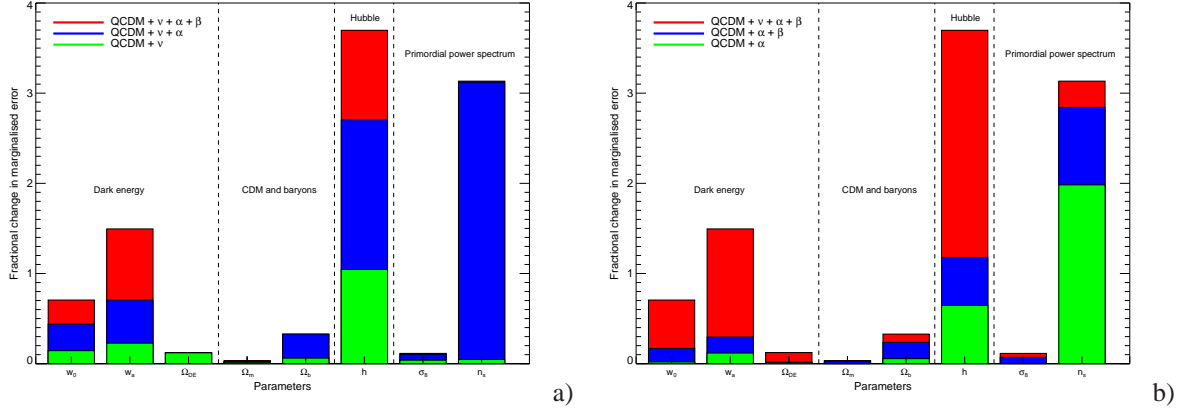


Fig. 1 The fractional change in the 1σ marginalised error for each parameter with respect to the QCDM set, using lensing only.

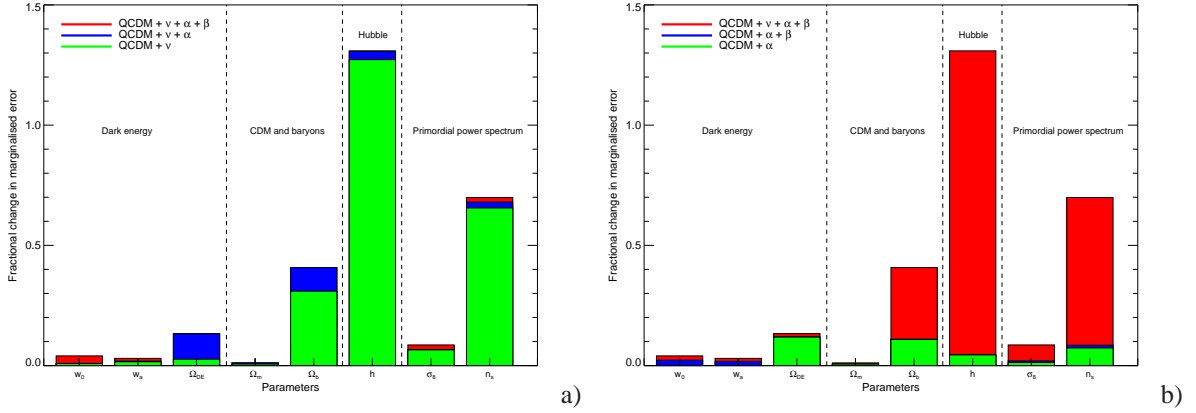


Fig. 2 Fractional change in marginalised errors with respect to QCDM, using a joint lensing+Planck Fisher matrix.

3 Results

In order to examine the variation in the marginalised errors with respect to the QCDM set, we define

$$\text{Fractional change in error} = \frac{\Delta p_{\text{ext}} - \Delta p_{\text{QCDM}}}{\Delta p_{\text{QCDM}}}, \quad (3)$$

where Δp is the marginalised error on each parameter, and the subscripts ext and QCDM denote the ‘extended’ hypothesis space and QCDM respectively. This quantity is shown in Figures 1 and 2.

With QCDM, all the sectors of our model are constrained well. The FOM in this case is 130.99. The error on the dark energy density Ω_{DE} as well as the FOM are stable against the addition of massive neutrinos to the parameter set. We also study parameter constraints using different parameterisations of the primordial spectral index. The addition of the parameter α has a small effect on the FOM, while adding a further parameter β produces a larger degradation.

We also investigate the effect adding both neutrinos and primordial power spectrum parameters. We find that the effect on parameter precision is more significant than with neutrinos or α and β alone (see Fig. 3, green ellipse, and Figs. 1 and 2, red bars).

The addition of Planck priors has a significant effect on parameter constraints. The FOM is improved by a factor of 6 for the $\nu\text{QCDM} + \alpha + \beta$ set, and we improve constraints for all parameters. Adding CMB

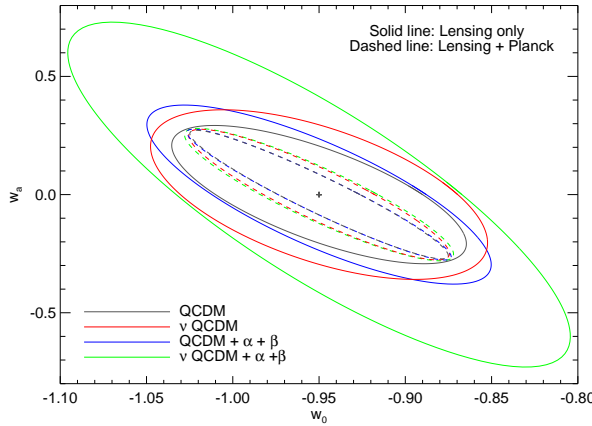


Fig. 3 Joint 1σ constraints in the (w_0, w_a) plane from our Fisher matrix calculation with four different parameter sets, using lensing, and lensing+Planck. The addition of massive neutrinos to the QCDM set produces a degradation on these constraints but does not significantly change the orientation of the ellipse. This means that the pivot point a_n remains almost unchanged. With the addition Planck priors, we obtain an improvement in the (w_0, w_a) constraints, which are robust against the addition of both neutrino parameters and the primordial power spectrum parameters α and β .

priors also lifts the degeneracy between some parameters, so the extension of the parameter set does not significantly degrade the precision.

4 Conclusion

We conclude that a future all-sky weak lensing survey with CMB priors provides robust constraints on dark energy parameters and can simultaneously provide strong constraints on all parameters. The results presented here show that error forecasts from our weak lensing survey are stable against the addition of parameters to the fiducial model, and that the addition of CMB priors results in a significant improvement in this stability, even when all parameters are included in the hypothesis space.

Acknowledgements We would like to thank Jochen Weller for making available to us his Planck Fisher matrix code, and Sarah Bridle for useful discussions. TDK is supported by STFC Rolling Grant RA0888.

References

- [1] H. Hoekstra and B. Jain, Annual Review of Nuclear and Particle Science **58**(November), 99–123 (2008).
- [2] A. Réfrégier, Experimental Astronomy **23**(March), 17–37 (2009).
- [3] T. D. Kitching, A. F. Heavens, L. Verde, P. Serra, and A. Melchiorri, Phys. Rev. D **77**(10), 103008+ (2008).
- [4] M. Ishak, C. M. Hirata, P. McDonald, and U. Seljak, Phys. Rev. D **69**(8), 083514+ (2004).
- [5] I. Debono, A. Rassat, A. Réfrégier, A. Amara, and T. D. Kitching, submitted to MNRAS (2009).
- [6] M. Chevallier and D. Polarski, International Journal of Modern Physics D **10**, 213–223 (2001).
- [7] E. V. Linder, Physical Review Letters **90**(9), 091301+ (2003).
- [8] A. Kosowsky and M. S. Turner, Phys. Rev. D **52**(August), 1739+ (1995).
- [9] S. L. Bridle, A. M. Lewis, J. Weller, and G. Efstathiou, MNRAS **342**(July), L72–L78 (2003).
- [10] D. N. Spergel, L. Verde, and H. V. Peiris et al, ApJS **148**(September), 175–194 (2003).
- [11] S. Hannestad, S. H. Hansen, F. L. Villante, and A. J. S. Hamilton, Astroparticle Physics **17**(June), 375–382 (2002).
- [12] K. Abazajian, K. Kadota, and E. D. Stewart, Journal of Cosmology and Astro-Particle Physics **8**(August), 8+ (2005).
- [13] S. M. Leach and A. R. Liddle, Phys. Rev. D **68**(12), 123508+ (2003).
- [14] D. J. Eisenstein and W. Hu, ApJ **511**(January), 5–15 (1999).
- [15] A. Kiakotou, Ø. Elgarøy, and O. Lahav, Phys. Rev. D **77**(6), 063005+ (2008).
- [16] R. E. Smith, J. A. Peacock, and A. Jenkins et al, MNRAS **341**(June), 1311–1332 (2003).
- [17] W. Hu and B. Jain, Phys. Rev. D **70**(4), 043009+ (2004).
- [18] A. Amara and A. Réfrégier, MNRAS **381**(November), 1018–1026 (2007).
- [19] A. Albrecht, G. Bernstein, R. Cahn, W. L. Freedman, J. Hewitt, W. Hu, J. Huth, M. Kamionkowski, E. W. Kolb, L. Knox, J. C. Mather, S. Staggs, and N. B. Suntzeff, <https://www.darkenergysurvey.org>(September) (2006).
- [20] A. Rassat, A. Amara, L. Amendola, F. J. Castander, T. Kitching, M. Kunz, A. Réfrégier, Y. Wang, and J. Weller, ArXiv e-prints(October) (2008).