

Optimal Control in Two-Hop Relay Routing

Eitan Altman^{*}, Tamer Başar[†], and Francesco De Pellegrini[◊]

Abstract—We study the optimal control of propagation of packets in delay tolerant mobile ad-hoc networks. We consider a two-hop forwarding policy under which the expected number of nodes carrying copies of the packets obeys a linear dynamics. We exploit this property to formulate the problem in the framework of linear quadratic optimal control which allows us to obtain closed-form expressions for the optimal control and to study numerically the tradeoffs by varying various parameters that define the cost.

Index Terms—Linear quadratic control, Delay Tolerant Networks, Two-Hop Relay Routing.

I. INTRODUCTION

In DTN (Delay Tolerant Network) mobile ad-hoc networks, connectivity is not needed any more and packets can arrive at their destination thanks to the mobility of some subset of nodes that carry copies of a packet. A naive approach to forward a packet to the destination is by epidemic routing in which any mobile that has the packet keeps on relaying it to any other mobile that arrives within its transmission range. This leads to minimization of the delivery delay at a cost, however, of inefficient use of network resources (in terms of memory used in the relaying mobiles and in terms of the energy used for flooding the network). The need for more efficient use of network resources motivated the use of the more economic two-hop routing protocols in which the source transmits copies of its message to all mobiles it encounters, but where the latter relay the message only if they come in contact with the destination. Furthermore, timers have been proposed to be associated with messages when stored at relay mobiles, so that after some threshold (possibly random) the message is discarded. The performance of the two-hop forwarding protocol along with the effect of the timers have been evaluated in [1] which brings up the possibility of optimization of the choice of the average timer duration.

The optimization of the two-hop relay routing as well as of extensions that we propose here are the central objectives of our present work. Instead of using fixed parameters, however (e.g. timers which have fixed average durations whose values can be determined as in [1]), we propose a dynamic optimization approach based on optimal control. Thus the parameters of the two-hop relay protocol associated with a message of a given age are allowed to change with time.

DTNs attracted recently the attention of the networking community [5], [6], [7]. Among DTNs, a relevant case is that of mobile ad-hoc networks, including systems where

human mobility is used to diffuse information through portable devices [6].

Lack of persistent connectivity makes routing the central issue in DTNs [12], [17]. The problem is to deliver messages to destinations with high probability despite the fact that encounter patterns of mobile devices are unknown. Message diffusion algorithms trade off message delay for energy consumption, e.g., number of copies per delivered message and/or transmission range. As mentioned before, the naive solution is epidemic routing [18].

The two-hop routing protocol considered here was introduced by Grössglauser and Tse in [10]; the main goal there was to characterize the capacity of mobile ad-hoc networks and the two-hop protocol was meant to overcome severe limitations of static networks capacity obtained in [11]. Two-hop routing, in particular, provides a convenient compromise of energy versus delay compared to epidemic routing: the standard reference work for the analysis of the two-hop relaying protocol is [9]. Fluid approximations and infection spreading models similar to those we use here are described extensively in [19]. Interestingly, we show (Remark 2.1) that the fluid mean field approximation turns out to be an exact description of the dynamics of the expectation of the system's state due to the linearity of the dynamics under two-hop routing.

Algorithms to control forwarding in DTNs have been proposed in the recent literature, e.g. [15], [8]. In [15], the authors describe an epidemic forwarding protocol based on the *susceptible-infected-removed* (SIR) model [19]. They show that it is possible to increase the message delivery probability by tuning the parameters of the underlying SIR model. In [8] a detailed general framework is proposed in order to capture the relative performances of different self-limiting strategies. Finally, under a fluid model approximation, the work in [2] provides a general framework for the optimal control of the broad class of monotone relay strategies, i.e., policies where the number of copies do not decrease over time. It is proved there that optimal forwarding policies are of threshold type.

In this paper, we consider non-monotone relay strategies for two-hop routing, and apply optimal control theory to capture general trade-offs on message delay, energy and storage. After presenting the general model in the next section, we formulate the control problem in Section III and then provide the solution in Section IV. In Section V we present and solve a similar control problem defined on an infinite horizon. An extension of the initial control problem is studied in Section VI. Section VII presents a numerical exploration, and Section VIII concludes the paper.

^{*}INRIA B.P.93, 2004 Route des Lucioles, 06902 Sophia-Antipolis, Cedex, FRANCE, @-mail: eitan.altman@sophia.inria.fr.

[†]University of Illinois, 1308 West Main Street, Urbana, IL 61801-2307, USA, @-mail: tbasar@control.csl.uiuc.edu.

[◊]CREATE-NET, via Alla Cascata 56 c, 38100 Trento, ITALY, @-mail: fdepellegrini@create-net.org.

II. THE MODEL

Consider K classes of mobiles, where class k has N_k mobiles. Let N be a K dimensional column vector whose k -th entry is N_k . The time between contacts of any two nodes of respective classes i and j is assumed to be exponentially distributed with some parameter λ_{ij} .¹ The validity of such a model in the special case of a single class has been discussed in [9], and its accuracy has been shown for a number of mobility models (Random Walker, Random Direction, Random Waypoint). Let Λ be the $K \times K$ matrix whose ij -th entry is λ_{ij} . We assume that the message that is transmitted is relevant for some duration τ . We do not make any assumption on as to whether the source or the mobiles know whether the messages have reached the destination within that period or not.

Let the source be of class s and the destination of class d . Let $\xi(t)$ be a K -dimensional column vector whose j -th entry denotes the size of population of class j that has the packet. Let $X(t) = E[\xi(t)]$. We assume that each component of X evolves according to

$$\frac{dX_i(t)}{dt} = \Lambda_{si}(N_i - X_i(t)) - \overline{M}_i(t)X_i(t), i = 1, \dots, K, \quad (1)$$

where $\overline{M}_i(t) \geq 0$. The above dynamics is a generalization of the well-known dynamics of two-hops routing (see for example [2]), containing the additive linear control term on X_i ; this new term represents the effect of timeouts by which message copies are discarded at intermediate relays of class i . We should point out that, as it will be clear later, these dynamics of different components of X will in fact be coupled by the introduction of a control term which will be picked optimally, as one minimizing a particular cost function that involves the entire vector X . In what follows, we now employ an equivalent expression for (1) which simplifies the analytic derivation, i.e.,

$$\frac{dX_i(t)}{dt} = \Lambda_{si}N - \Lambda_{id}X_i(t) - M_i(t)X_i(t), i = 1, \dots, K \quad (2)$$

where $M_i(t) = (\Lambda_{si} - \Lambda_{id} + \overline{M}_i(t))$. For future use, we introduce the compact notation

$$\frac{dX(t)}{dt} = \Lambda_{in}N - \Lambda_{out}X(t) - MX(t),$$

where we define $\Lambda_{in} = \text{diag}(\Lambda_{s1}, \dots, \Lambda_{sK})$, $\Lambda_{out} = \text{diag}(\Lambda_{1d}, \dots, \Lambda_{Kd})$, and $M = \text{diag}(M_1, \dots, M_K)$.

Assume that the source has a message at time 0 and let T_d denote the amount by which the message is delayed. Let \mathcal{F}_t be the σ -algebra generated by $\xi_s, s \leq t$. Denote the conditional successful delivery probability by $\Psi(t) := P(T_d < t | \mathcal{F}_t)$. Given \mathcal{F}_t , the number of arrivals at the destination during time interval $[0, t]$ is a Poisson random variable with parameter $\sum_{i=1}^K \Lambda_{id} \int_{s=0}^t \xi_i(s) ds$. Therefore

$$\Psi(t) = 1 - \exp\left(-\sum_{i=1}^K \Lambda_{id} \int_{s=0}^t \xi_i(s) ds\right) \quad (3)$$

¹Note that our multidimensional description of the system allows one in particular to extend exponentially distributed inter contact times to the much larger class of phase type distributions.

(An alternative more detailed derivation is given in the Appendix.) Since $\exp(-x)$ is concave, we have by Jensen's inequality

$$E[\Psi(t)] \geq D(t) := 1 - \exp\left(-\sum_{i=1}^K \Lambda_{id} \int_{s=0}^t X_i(s) ds\right) \quad (4)$$

Remark 2.1: We note that related models using linear differential equations have frequently been used in DTNs to approximate the dynamics of the properly scaled number of mobiles that have a copy of the file; this is the limit of the mean field dynamics. This type of approximation has been shown to be tight in various related models as the total number of nodes N tends to infinity see e.g. [3]. As we just saw, it turns out that in the special case of two hop routing, the dynamics of the mean field limit coincides with that of the expectation. On the other hand, in the mean field limit, the inequality in (4) becomes an equality.

III. CONTROLLING THE TIMERS

We may control the timers by allowing M to vary in time. Let $\hat{u}(t) = -M(t)\xi(t)$ and $u(t) = E[\hat{u}(t)]$. We then have:

$$\frac{dX(t)}{dt} = \Lambda_{in}N - \Lambda_{out}X(t) + u(t) \quad (5)$$

$$\text{where } 0 \leq X(t) \leq N, \quad u(t) \leq 0, \quad (6)$$

with the vector inequalities interpreted componentwise.

The cost. The following performance measures could appear as part of the overall objective:

- 1) **Delay cost:** We wish to maximize the lower bound given in (4) on the success probability, i.e. on the probability that the delay T_d does not exceed the threshold τ beyond which the message is considered irrelevant. Hence we wish to maximize $\tilde{X}(\tau)$, or some monotone function of it, where $\tilde{X}(t) := \sum_{j=1}^K \Lambda_{jd} \int_{s=0}^t X_j(s) ds$.
- 2) **Indirect delay cost:** We may wish to include a penalty for large values of u (which correspond to timers that expire at a high rate) as higher values of u may result in longer delays.
- 3) **Memory cost:** We may wish to minimize or bound the number of copies in the system in order to avoid saturation of the memory available at the mobiles. This can be done by directly including a cost on each of the components $\tilde{X}_j(\tau)$ where $\tilde{X}_j(t) := \int_0^t X_j(s) ds$ (or having an instantaneous penalty on $X_j(t)$).
- 4) **Energy cost for the network:** The energy cost for class j mobiles is given by $\varepsilon_0 \Lambda_{jd} \tilde{X}_j(t)$.

In view of the above, we introduce the following cost function corresponding to an initial state x and a policy u :

$$V(t; x, u) = -c_1 \tilde{X}(t)^2 + c_2 \sum_{j=1}^K \int_0^t (u_j(s) - \bar{u})^2 ds + c_3 \sum_{j=1}^K \tilde{X}_j(t)^2 + c_4 \sum_{j=1}^K \left(\Lambda_{jd} \tilde{X}_j(t)\right)^2$$

where c_i 's are all positive. Let $R := -c_1\Lambda_d\Lambda_d^T + c_3I + c_4\Lambda_{out}^2$, where Λ_d is the column vector whose i -th entry is given by Λ_{id} . Then we can write

$$V(t; x, u) = \sum_{i=1} c_2 \int_0^t (u_i(s) - \bar{u})^2 ds + \widehat{X}(t)^T R \widehat{X}(t) \quad (7)$$

We assume henceforth that R is positive semi-definite, and we can also take $c_2 = 1$ without any loss of generality.

The objective is then to minimize $V(\tau; 0, u)$.

By state augmentation, we have a standard optimal control problem with quadratic cost (7) and linear state dynamics:

$$\frac{dX(t)}{dt} = -\Lambda_{out}X(t) + u(t) + \Lambda_{in}N, \quad \frac{d\widehat{X}(t)}{dt} = X(t)$$

The state and control are restricted according to (6).

One could use the theory of constrained linear quadratic control, such as [4]. Or, one could choose to track a value that is sufficiently far from the boundary so that a controller without the constraints (as those in (6)) will be satisfied in practice with a high probability.

IV. SOLUTION TO THE OPTIMAL CONTROL PROBLEM

Let $Z(t) := (X_1(t), \dots, X_K(t), \widehat{X}_1(t), \dots, \widehat{X}_K(t))^T$. Then, the composite state dynamics can be written as:

$$\frac{dZ}{dt} = AZ + Bu + \tilde{c}, \quad \text{where } A = \begin{pmatrix} -\Lambda_{out} & 0 \\ I & 0 \end{pmatrix},$$

$$Z = \begin{pmatrix} X \\ \widehat{X} \end{pmatrix}, \quad B = \begin{pmatrix} I \\ 0 \end{pmatrix}, \quad \tilde{c} = \begin{pmatrix} \Lambda_{in}N \\ 0 \end{pmatrix},$$

and the cost function (expressed in terms of Z , and with terminal time τ) becomes:

$$J(\tau; Z, u) = Z^T(\tau)Q_f Z(\tau) + \int_0^\tau (u - \bar{u})^T (u - \bar{u}) dt$$

where with $R \geq 0$ defined as earlier, $Q_f = \begin{pmatrix} 0 & 0 \\ 0 & R \end{pmatrix}$.

Letting $w := u - \bar{u}$, we can rewrite the above as

$$\frac{dZ}{dt} = AZ + Bw + c \quad \text{where } c := \begin{pmatrix} \Lambda_{in}N + \bar{u} \\ 0 \end{pmatrix}$$

$$J(\tau; Z, w) = Z^T(\tau)Q_f Z(\tau) + \int_0^\tau w^T w dt$$

Hence what we have is an affine-quadratic optimal control problem [14]. For each fixed finite τ , this problem admits a *unique strongly time-consistent* optimal solution:

$$w(t) = -B^T(PZ + k)$$

where $P(t) \geq 0, k(t)$ are unique continuously differentiable solutions of

$$\dot{P} + PA + A^T P - PBB^T P = 0, \quad P(\tau) = Q_f$$

$$\dot{k} + A^T k + Pc - PBB^T k = 0, \quad k(\tau) = 0$$

$$\text{and, } \min J = Z(0)^T P(0) Z(0) + 2k^T(0) Z(0) + 2m(0)$$

where m is the unique solution of

$$\dot{m} + k^T c - \frac{1}{2} k^T B B^T k = 0, \quad m(\tau) = 0$$

With this solution at hand, one can of course readily obtain the expression for optimal $u = w + \bar{u}$, and solve for the trajectory of Z , and hence of X , but only numerically. We should also note that there is no guarantee in the solution above that $\bar{u} < u(t) < 0 \forall t$, and $0 < X(t) < N$; this can only be verified numerically.

V. INFINITE-HORIZON CONTROL FOR EVOLVING FILES

We consider in this section the transmission of evolving files, that is files whose contents evolve and change from time to time. The source wishes to send the file to the destination and also send updates from time to time. The source need not know when the file changes. Updates of the file may thus be transmitted at times that are independent from the instants when the file changes. Some examples are:

- A source has a file containing update information such as weather forecast or news headlines.
- A source makes backups of some directories and store them at other nodes in order to improve reliability.

The information received becomes less relevant as time passes. As in the original model, a relay node activates a time-to-live (TTL) timer when it receives a packet and deletes the packet when the timer expires as there is little interest in relaying old information.

We are now interested in guaranteeing that there will always be packets in the system (as recent as possible) so that updated versions could be received at the destinations. The time horizon is now infinite so we have to restrict to those components of the cost defined in Section III which do not depend on the end of the horizon.

We wish to have X large (close to N) in order to have a small delivery delay (in view of (4)). On the other hand we shall assign cost for low u_i to avoid old information to be relayed to the destination.

We let here $Z := X - N$, and obtain the corresponding state dynamics

$$\frac{dZ}{dt} = -\Lambda_{out}Z + w + (\Lambda_{in} - \Lambda_{out})N + \bar{u}$$

Cost function (with $Q = \text{diag}(q_1, \dots, q_K), q_i > 0$):

$$J(\infty; Z, w) = \int_0^\infty Z^T(t)QZ(t)dt + \int_0^\infty w^T w dt$$

$$\equiv \sum_{i=1}^K \int_0^\infty (q_i z_i^2 + w_i^2) dt$$

This is a completely decoupled problem, whose solution involves solutions of K scalar optimal control problems. The i -th problem is:

$$\min J_i = \int_0^\infty (q_i z_i^2 + w_i^2) dt,$$

$$\frac{dz_i}{dt} = -\lambda_i z_i + w_i + (\mu_i - \lambda_i)N_i + \bar{u}_i$$

where λ_i is the ii -th element of Λ_{out} , and μ_i is the ii -th element of Λ_{in} .

Unique stabilizing solution is (we drop the indices, and hence this solution is for the generic case, with everything being scalar):

$$w = -(pz + k), \quad -2p\lambda - p^2 + q = 0, \\ -\lambda k + p(\mu N - \lambda N + \bar{u}) - pk = 0$$

$$\Rightarrow p = -\lambda + \sqrt{\lambda^2 + q}, \quad k = p(\mu N - \lambda N + \bar{u})/\sqrt{\lambda^2 + q}$$

Under this control policy, the i -th state dynamics is:

$$\dot{x}_i = -\lambda_i x_i + u_i + \mu_i N_i, \\ u_i = \bar{u}_i - p_i \left(x_i - N_i + \frac{\bar{u}_i + (\mu_i - \lambda_i)N_i}{\lambda_i + p_i} \right)$$

which is stable because $\lambda_i + p_i = \sqrt{\lambda_i^2 + q_i} > 0$. The steady-state value of x_i can be obtained by setting the derivative equal to zero in the expression above, leading to:

$$x_i^\infty = \frac{1}{\sqrt{\lambda_i^2 + q_i}} \left(\mu_i + p_i \left(1 - \frac{\mu_i - \lambda_i}{\sqrt{\lambda_i^2 + q_i}} \right) \right) N_i + \frac{\lambda_i}{\sqrt{\lambda_i^2 + q_i}} \bar{u}_i$$

and the steady-state value of control is $u_i^\infty = \lambda_i x_i^\infty - \mu_i N_i$. What remains to be shown is that there exists a choice of q_i under which the bounds on x_i and u_i are met.

As an arbitrary special case, we picked $\lambda_i = 3, q_i = 16$ (which led to $p_i = 2$), and found that as long as $\mu_i < 3 - \frac{\bar{u}_i}{N_i}$ both bounds are met. That is, $0 < x_i^\infty < N_i$ and $\bar{u}_i < u_i^\infty < 0$.

Remark 5.1: if we want the optimal control to be linear (and not affine) in x_i , we start with

$$u_i = \bar{u}_i - p_i \left(x_i - N_i + \frac{\bar{u}_i + (\mu_i - \lambda_i)N_i}{\lambda_i + p_i} \right)$$

and add to the right-hand-side the following term which is identically zero on the optimum trajectory at steady state (where α_i is a scalar parameter): $-\alpha_i(x_i - x_i^\infty)$. Now pick α_i such that all terms other than x_i are zero (and there is a unique such α_i), leaving us with $u_i = -(p_i + \alpha_i)x_i$.

Remark 5.2: The above analysis can be extended to the case where there is a running cost on \hat{X} , but then depending on the structure of this cost, decoupling may no longer be possible. Still, LQR theory would be applicable here. With coupling, it may not be possible to show that the bounds are satisfied (only through numerical computation and simulation).

VI. DISCRETE-TIME CONTROL

We shall now assume that the controlled parameters are updated periodically rather than continuously. Since the time scales involved in DTN networks are between minutes to hours, this is expected not to have much effect on the performance and yet it would decrease computing (and thus energy) resources. We first consider here the discrete-time version of the finite-horizon problem of Section IV.

A. Finite-horizon control in discrete time

With uniform sampling at every Δ units of time, the discrete-time version of the state equation for Z introduced in Section IV is

$$Z_{\ell+1} = F_\ell Z_\ell + \tilde{B}_\ell u_\ell + \tilde{n}_\ell$$

where Z_ℓ is $Z(t_\ell)$, with t_ℓ being the ℓ -th sampling time, and $t_{\ell+1} - t_\ell = \Delta$; $u_\ell = u(t_\ell)$, with control held constant over the subinterval $[t_\ell, t_{\ell+1})$; and $F_\ell = \Phi(t_{\ell+1}, t_\ell)$, where Φ satisfies (and is the unique solution of) the matrix differential equation

$$\frac{d\Phi(t, \tau)}{dt} = A\Phi(t, \tau), \quad \Phi(\tau, \tau) = I$$

that is, it is the state transition matrix associated with A . Furthermore,

$$\tilde{B}_\ell := \int_{t_\ell}^{t_{\ell+1}} \Phi(t_{\ell+1}, \tau) d\tau B, \quad \tilde{n}_\ell := \int_{t_\ell}^{t_{\ell+1}} \Phi(t_{\ell+1}, \tau) d\tau \tilde{c}$$

We note that if matrix Λ_{out} was a constant matrix (not time dependent), then A would be a constant matrix, and $\Phi(t_{\ell+1}, t_\ell)$ would depend only on Δ , and likewise \tilde{B}_ℓ and \tilde{n}_ℓ , which would be constants. $\Phi(t_{\ell+1}, t_\ell)$ can be computed to be

$$\Phi(t_{\ell+1}, t_\ell) = \begin{pmatrix} Y & 0 \\ \Lambda_{out}^{-1}[I - Y] & I \end{pmatrix}, \quad Y := \exp(-\Lambda_{out}\Delta),$$

and

$$\tilde{B}_\ell = \begin{pmatrix} \Lambda_{out}^{-1}[I - Y] & 0 \\ r\Lambda_{out}^{-1}[\Delta I - \Lambda_{out}^{-1}[I - Y]] & I\Delta \end{pmatrix} B \\ \tilde{n}_\ell = \begin{pmatrix} \Lambda_{out}^{-1}[I - Y] & 0 \\ \Lambda_{out}^{-1}[\Delta I - \Lambda_{out}^{-1}[I - Y]] & I\Delta \end{pmatrix} \tilde{c}$$

The expression for F_ℓ can be further simplified (approximately) if $\Delta > 0$ is very small. To first order in Δ , $Y = I - \Lambda_{out}\Delta$, and hence

$$F_\ell = F = \begin{pmatrix} I & 0 \\ I\Delta & I \end{pmatrix}, \quad \tilde{B}_\ell = \tilde{B} = \begin{pmatrix} I\Delta & \\ 2\Lambda_{out}^{-1}\Delta & \end{pmatrix}, \\ \tilde{n}_\ell = \tilde{n} = \tilde{B}\Lambda_{in}N$$

Now the cost function, again as the counterpart of the one in Section IV, is

$$J(L; Z, u) = Z_{L+1}^T Q_f Z_{L+1} + \sum_{\ell=1}^L (u_\ell - \bar{u})^T (u_\ell - \bar{u}) + \sum_{\ell=1}^L Z_\ell^T Q Z_\ell$$

where Q_f is as before, and we have included an additional cost on intermediate values of Z , with nonnegative definite weighting matrix Q (which can also be taken to be zero). In relation to the continuous-time problem, here L is picked such that $t_{L+1} = \tau$.

As before, introducing the new control variable, $w_\ell = u_\ell - \bar{u}$, the state equation becomes

$$Z_{\ell+1} = F_\ell Z_\ell + \tilde{B}_\ell w_\ell + n_\ell, \quad n_\ell := \tilde{n}_\ell + \tilde{B}_\ell \bar{u},$$

and the cost function is equivalently

$$J(L; Z, u) = Z_{L+1}^T Q_f Z_{L+1} + \sum_{\ell=1}^L w_\ell^T w_\ell + \sum_{\ell=1}^L Z_\ell^T Q Z_\ell$$

This is a standard linear-quadratic optimal control problem, which admits a *unique strongly time-consistent* optimal solution [14], given by

$$w_\ell = -P_\ell S_{\ell+1} F_\ell Z_\ell - P_\ell (s_{\ell+1} + S_{\ell+1} n_\ell), \quad \ell = 1, 2, \dots, L,$$

where S_ℓ and s_ℓ are generated by the recursive matrix equations

$$P_\ell = [I + \tilde{B}_\ell^T S_{\ell+1} \tilde{B}_\ell]^{-1} \tilde{B}_\ell^T$$

$$S_\ell = Q + F_\ell^T S_{\ell+1} [I - \tilde{B}_\ell P_\ell S_{\ell+1}] F_\ell, \quad S_{L+1} = Q_f$$

$$s_\ell = F_\ell^T [I - \tilde{B}_\ell P_\ell S_{\ell+1}]^T [s_{\ell+1} + S_{\ell+1} n_\ell], \quad s_{L+1} = 0$$

Again, with this solution at hand, one can readily obtain the expression for the optimal $u = w + \bar{u}$, and generate the trajectory of Z , and hence of X .

B. Infinite-horizon control in discrete time for evolving files

We now obtain the discrete-time counterpart of the result of Section V, for the direct discrete-time version of the model of that section. Following the arguments of the previous subsection, the state dynamics in discrete time are (assuming that Λ_{out} and Λ_{in} have time-invariant, constant entries, and δ is as defined earlier):

$$Z_{\ell+1} = GZ_\ell + \bar{B}w_\ell + \tilde{N}, \quad \ell = 1, 2, \dots$$

$$\text{where } G := \exp(-\Lambda_{out}\Delta) = \text{diag}(e^{-\lambda_i\Delta})$$

$$\bar{B} := \Lambda_{out}^{-1} [I - \exp(-\Lambda_{out}\Delta)]$$

$$\tilde{N} := \bar{B}[(\Lambda_{in} - \Lambda_{out})N + \bar{u}]$$

The cost function is (again $Q = \text{diag}(q_1, \dots, q_K), q_i > 0$):

$$J(\infty; Z, w) = \sum_{\ell=1}^{\infty} (Z_\ell^T Q Z_\ell + w_\ell^T w_\ell) \equiv \sum_{i=1}^K \sum_{\ell=1}^{\infty} (q_i z_{i\ell}^2 + w_{i\ell}^2)$$

This is again a completely decoupled problem, whose solution involves solutions of K scalar optimal control problems. The i -th problem is:

$$\min J_i = \sum_{\ell=1}^{\infty} (q_i z_{i\ell}^2 + w_{i\ell}^2), \quad z_{i(\ell+1)} = g_i z_{i\ell} + b_i w_{i\ell} + n_i$$

where

$$g_i := e^{-\lambda_i\Delta}, \quad b_i := \frac{1}{\lambda_i}(1 - g_i), \quad n_i := b_i[(\mu_i - \lambda_i)N_i + \bar{u}_i]$$

and as before λ_i is the ii -th element of Λ_{out} , and μ_i is the ii -th element of Λ_{in} .

The unique stabilizing solution is (we drop the indices, and hence this solution is for the generic case, with everything being scalar):

$$w = -PSgz - P(s + Sn), \quad P = \frac{b}{1 + Sb^2},$$

$$S = q + g^2 S [1 - bPS], \quad s = g[1 - bPS][s - Sn],$$

$$\Rightarrow \quad S = \frac{1}{2b^2} \left[b^2 q + g^2 - 1 + \sqrt{(b^2 q + g^2 - 1)^2 + 4qb^2} \right],$$

$$s + Sn = \frac{1 + b^2 S}{1 + b^2 S - g} Sn$$

where it can be shown that $1 + b^2 S - g \neq 0$, and hence the expressions for S and s are well defined. The control policy simplifies to

$$w = -\frac{bSg}{1 + Sb^2} z - \frac{bS}{1 - g + b^2 S} n$$

which is again for the generic case (for the i -th control all quantities above will have the index i). Under this control policy, the i -th state dynamics is:

$$z_{i(\ell+1)} = \frac{g_i}{1 + S_i b_i^2} z_{i\ell} + \frac{1 - g_i}{1 - g_i + S_i b_i^2} n_i$$

which is stable because $0 < g_i / (1 + S_i b_i^2) < 1$, with the reason being that $0 < g_i < 1$ and $1 + S_i b_i^2 > 1$. The steady-state value of z_i is:

$$z_i^\infty = \frac{(1 - g_i)(1 + S_i b_i^2)}{(1 - g_i + S_i b_i^2)^2} n_i$$

$$\text{where } n_i = \frac{1}{\lambda_i} (1 - e^{\lambda_i \Delta}) [(\mu_i - \lambda_i)N + \bar{u}_i]$$

and the actual state is of course $x_i^\infty = z_i^\infty + N$. The steady-state open-loop value of the optimal control is

$$u_i^\infty = \bar{u}_i - \frac{b_i S_i g_i}{1 + S_i b_i^2} z_i^\infty - \frac{b_i S_i}{1 - g_i + b_i^2 S_i} n_i$$

If Δ is very small, asymptotically $S_i \Delta \rightarrow -\lambda_i + \sqrt{q_i + \lambda_i^2}$ and the optimal control policy becomes

$$u_i^{opt} = - \left[-\lambda_i + \sqrt{q_i + \lambda_i^2} \right] x_i + \frac{\lambda_i}{\sqrt{q_i + \lambda_i^2}} \bar{u}_i - \left[\left(1 - \frac{\lambda_i}{\sqrt{q_i + \lambda_i^2}} \right) (\mu_i - \lambda_i) + \lambda_i - \sqrt{q_i + \lambda_i^2} \right] N$$

Again in the asymptotic case (for small Δ), the steady-state value of the state (i -th component) is

$$x_i^\infty = N + \frac{\lambda_i (\mu_i - \lambda_i) N}{\sqrt{q_i + \lambda_i^2}} \Delta + \frac{\lambda_i}{\sqrt{q_i + \lambda_i^2}} \bar{u}_i \Delta$$

Note that as $\Delta \rightarrow 0$, $x_i^\infty \rightarrow N$.

VII. NUMERICAL RESULTS

Here we present numerical results for the dynamic control of timers; in particular, we report on the dynamics of the system in some reference cases. The numerical integration procedure was performed as follows

- 1) the solution P of the differential matrix Riccati equation is calculated over the interval $[0, t_f]$;
- 2) the dynamics of k have been obtained integrating backwards the related differential equation;
- 3) finally, an interpolated version of vector k and matrix P are input to the forward integration of the ODE describing the state trajectory X ;
- 4) the control law u and the corresponding message delivery probability are derived accordingly.

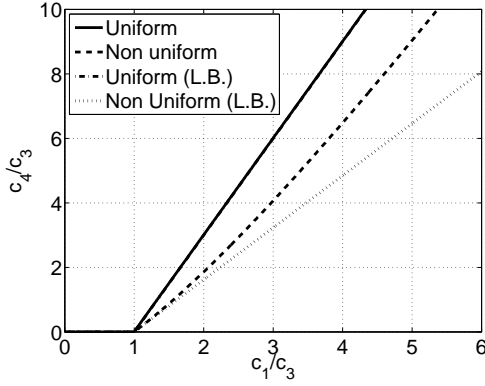


Fig. 1: The minimum value c_4/c_3 as a function of c_1/c_3 such that $R > 0$; the solid line refers to the uniform case $\Lambda_d = (1, 1, 1)/\sqrt{3}$, $\Lambda_{out} = \text{diag}\{(1, 1, 1)\}$, the dot-dashed line to the non-uniform case $\Lambda_d = (1, 3, 5)/\sqrt{35}$, $\Lambda_{out} = \text{diag}\{(1, 2, 4)\}$.

For the cases described in the following we employed the Matlab ODE suite. Mobile nodes intermeeting intensities are dimensioned using the Random Waypoint (RWP) synthetic mobility model for which intermeeting intensities can be calculated [9]. The reference intermeeting intensity, for the following experiments, is $\lambda_0 = 2.7875 \cdot 10^{-4}$; this value is experienced by RWP mobile nodes moving on a square playground of side $L = 1000$ m, speed $v = 4$ m/s and radio range 20 m.

Choice of parameters of the linear quadratic optimization

We first study the parameters of the optimization problem and related constraints. In particular, c_1, c_3 and c_4 enable to tune the optimization based on specific weights that we can assign to the delay, energy and the memory; we notice that c_1, c_3 and c_4 appear in the definition of R , whereas c_2 appears in the Hamiltonian matrix $H = \begin{pmatrix} A & -BB^T/c_2 \\ 0 & -A^T \end{pmatrix}$. Note also that we had set $c_2 = 1$ at the outset, as part of normalization of the cost.

In particular, c_1, c_3 and c_4 are such that

$$R = -c_1 \Lambda_d \Lambda_d^t + c_3 I + c_4 \Lambda_{out}^2 > 0$$

In view of the expression for R , for a given value of c_1/c_3 , a minimum value for c_4/c_3 exists such that $R > 0$. Here, we provide a simple sufficient condition.

Proposition 7.1: Let

$$\alpha = \frac{\sum_{i=1}^K \Lambda_{id}^2}{\sum_{i=1}^K \Lambda_{id}^4},$$

if $c_4 > \alpha(c_1 - c_3)$, then $R > 0$.

The proof of the above statement is reported in the Appendix. We observe that for $c_1 < c_3$ and $c_4 > 0$ the condition is satisfied. We would also like to give some insight in the relative dimensioning of c_1/c_3 and c_4/c_3 for the outer region $c_1 > c_3$. We derived numerically the minimum values of c_4/c_3 above for which $R > 0$ in case $K = 3$. As depicted in Fig. 1

we reported both on the case of uniform entries for Λ_d and Λ_{out} and the case when they are different; we referred to the normalized case when $\|\Lambda_d\| = 1$ for the sake of the clearness. There, we can distinguish the inner region for $c_1/c_3 < 1$ where Prop. 7.1 holds, and the outer region where c_4/c_3 must increase in order to ensure $R > 0$; for the tested values the graph shows a quasi linear shape and the lower bound proves tight in the case of uniform entries (L.B. lines in Fig. 1).

This means that at the increase of c_1/c_3 , i.e., for larger relative weight given to the delivery probability in the cost function, c_4/c_3 has to increase: the relative weight given to the energy cost has to increase in order to maintain the problem positive definite: this corresponds to the intuition that it is not possible to overweight the delivery probability of a message against the energy expenditure.

The effect of the energy constraint (c_4)

First, we describe the impact of the constraint on energy c_4 ; in particular, we considered terminal time $\tau = 3600$ s. $N_1 - 1 = N_2 = N_3 = 50$. Also, we let $\bar{u} = 0$.

The coefficients of the optimization problem are $c_1 = 1/\lambda_0^2$ and $c_3 = 1$. We considered uniform intermeeting intensities, $\lambda_{si} = \lambda_{jd} = \lambda_0$, for $i = 1, 2, 3$.

We compared the performance of the system for three values of c_4 : 0.05, 0.01 and 0.005. As expected, see Fig. 2, when $c_4 = 0.005$, i.e., the constraint on the energy expenditure for message transmission is smaller, the effect of timers is milder. For this setting, the message delay CDF reaches the unitary value much before the terminal time. The controlled dynamics of the number of infected nodes are monotonic as in the case of the plain, uncontrolled, two-hop routing.

Conversely, for larger values, i.e., $c_4 = 0.01$, the message delay CDF reaches the unitary value slightly later than in the previous case (see Fig. 2a), since the effect of timers becomes more relevant (see Fig. 2b). Furthermore, the change of convexity of the infected nodes dynamics (see Fig. 2a) is marked. For $c_4 = 0.05$, the effect of the larger weight given to the energy results in a non-monotonic dynamics in the number of copies in the system. We notice that, at the opposite ends, the stronger constraint on the energy leads to a much smaller number of copies in the system, 10 per class in case of $c_4 = 0.005$, and 4 in case of $c_4 = 0.05$: nevertheless in the latter still $D(\tau) \simeq 1$. This first result already indicates that via proper parameter weighting we can achieve consistent savings of network resources.

The case of inhomogeneous classes

So far we investigated the properties of the system in the case when the classes of mobiles are homogeneous. Here, $\lambda_{1d} = \lambda_{2d}/2 = 3\lambda_{3d}/2$, whereas the intermeeting intensity with the source $\lambda_{si} = \lambda_0$, $i=1,2,3$. In order to maintain consistency with the previous cases, we normalized the intermeeting intensities $\|\Lambda_{out}\| = \|\Lambda_{in}\|$. Also, in order to meet the constraints, for this choice of the parameters, a suitable setting is $c_4 = 0.0025$, $c_3 = 1/2$, $c_1 = 1/2\lambda_0^2$, and $\bar{u}_i = -0.004$, $i = 1, 2, 3$.

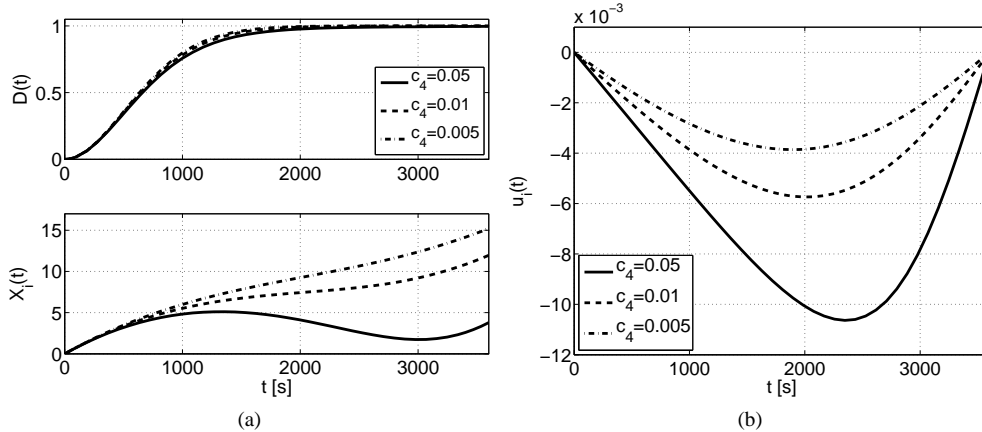


Fig. 2: Dynamical control of the timers, uniform case, $N = 151$, $\tau = 3600$ s; (a) delay CDF (upper) and dynamics of infected nodes per class $X_i(t)$ (lower); (b) control u_i . Effect of c_4 .

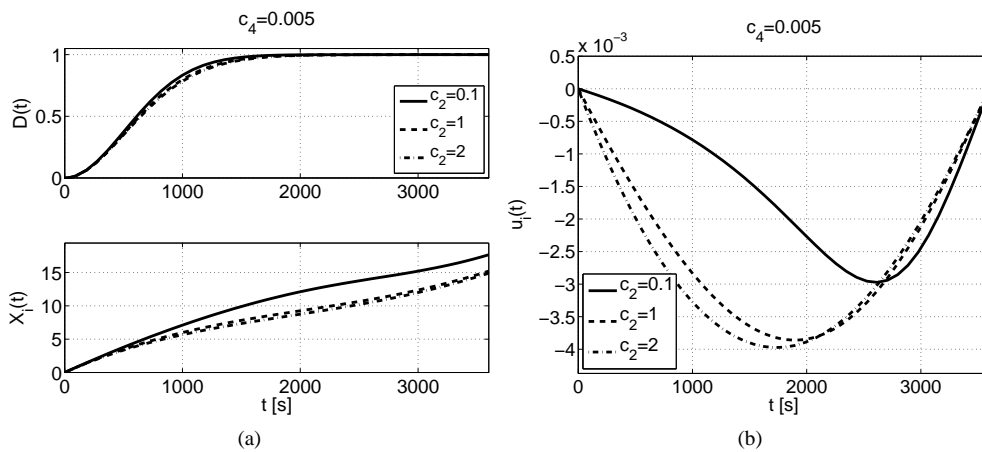


Fig. 3: Dynamical control of the timers, uniform case, $N = 151$, $\tau = 3600$ s; (a) delay CDF (upper) and dynamics of infected nodes per class $X_i(t)$ (lower); (b) control u_i . Effect of c_2 .

In this numerical evaluation, see Fig. 4, the control discriminates classes with higher chances to deliver the message (classes 2 and 3) and the first class; hence, higher timer rates are assigned to the first class to limit the number of copies forwarded to nodes with lower intermeeting rates to the destination.

In addition to the setting of Fig. 4, we considered also different intermeeting intensities with the source at different classes (see Fig 5). In addition to the setting described in the previous case, in particular, $\lambda_{s1} = 0.7\lambda_{s2}$ and $\lambda_{s3} = 1.3\lambda_{s2}$. As depicted there, the change of the relative intermeeting rates within the three classes has a marked impact into the way the control is performed compared to the case of Fig. 4. In this case, in fact, the timeout rate, with respect to classes 2 and 3 is still larger, in order to limit the increase of the number of messages; notice, though, that the infected nodes dynamics of those two classes is basically the same of the previous case. But, the control of the timeouts for class 1 is much milder than seen previously, due to the lower intermeeting rate within that class, which reduces the need for high timeout rates.

A. The use of reference timeout rates

In the last two cases, i.e., Fig. 4b and Fig. 5b, we expanded the time scale around τ in order to confirm the numerical stability of our solution. In particular, the final value of the control is dictated by the reference value \bar{u} . This also suggests that finer tuning of the control can be obtained using different values for each u_i . With respect to Fig. 6b, we observe that this fine tuning is beneficial: under the same settings of Fig. 5b, the system is able to reach the desired high delivery probability, whereas the number of copies in the system decreases compared to the use of uniform penalty on timeout rates.

Remark 7.1: The numerical evaluations represented before do not exhaust the range of the possible parameters of the problem. For the choices showed before, we limited to cases where the optimal solution is compatible with the constraints $0 \leq \sum X_i \leq N$ and $u_i \leq 0$; for cases of practical interest, due to the particular structure of the two-hop routing protocol, the upper bound on the number of nodes is usually satisfied. We found that a crucial parameter is the reference

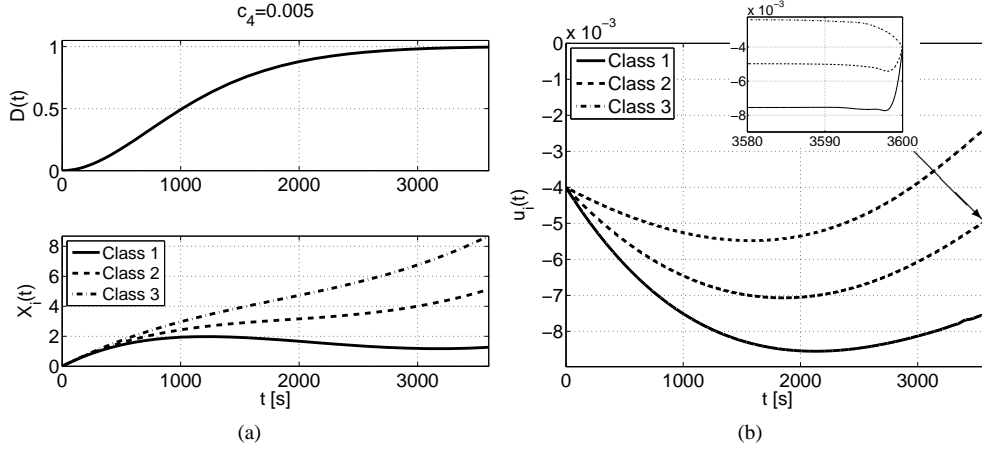


Fig. 4: Dynamical control of the timers, non-uniform case, $N = 151$, $\tau = 3600$ s; (a) delay CDF (upper) and dynamics of infected nodes per class $X_i(t)$ (lower); (b) control u_i . Parameters are $c_4 = 0.0025$, $c_3 = 1/2$, $c_2 = 1$ and $c_1 = 1/2\lambda_0^2$. Intermeeting intensities with destination $\lambda_{1d} = 1/2\lambda_{2d} = 3/2\lambda_{3d}$, $\|\Lambda_{out}\| = \|\Lambda_{in}\| = \lambda_0$.

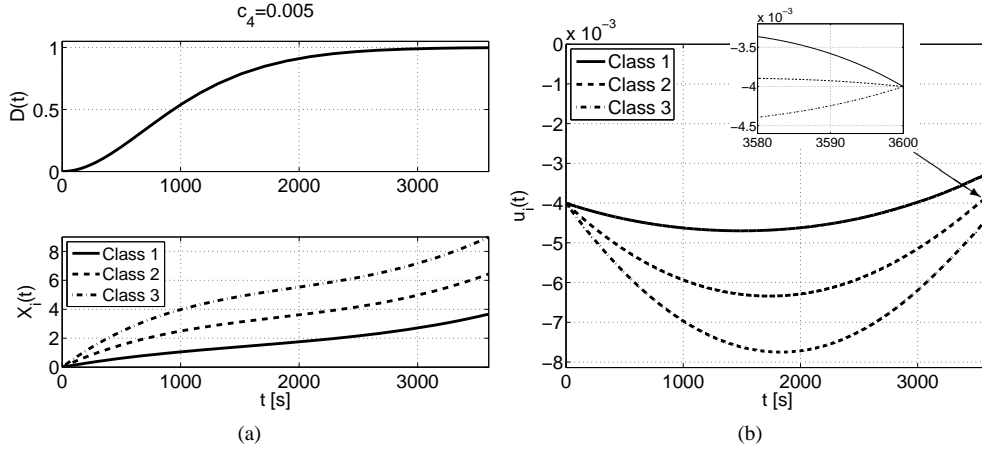


Fig. 5: Dynamical control of the timers, non-uniform case, $N = 151$, $\tau = 3600$ s; (a) delay CDF (upper) and dynamics of infected nodes per class $X_i(t)$ (lower); (b) control u_i . Parameters are as in Fig. 4, $\lambda_{s1} = 0.7\lambda_{s2}$ and $\lambda_{s3} = 1.3\lambda_{s2}$; again $\|\Lambda_{out}\| = \|\Lambda_{in}\| = \lambda_0$.

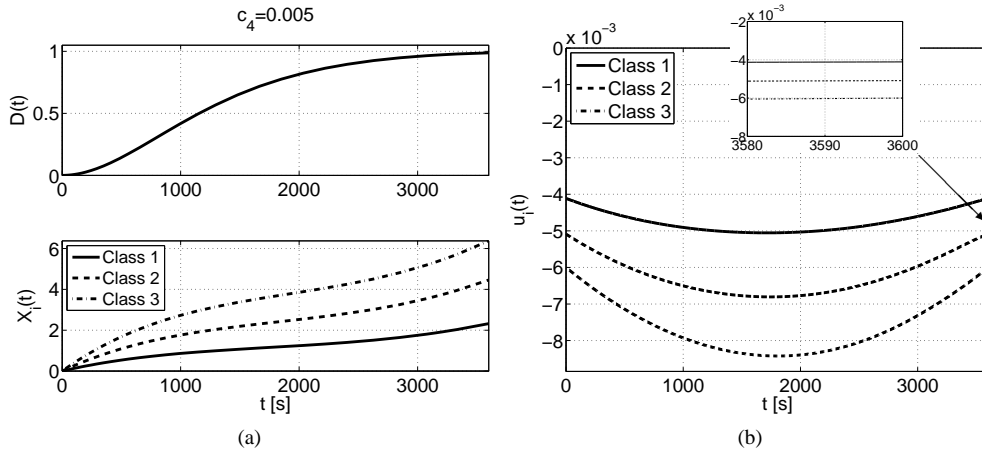


Fig. 6: Dynamical control of the timers, non-uniform case, $N = 151$, $\tau = 3600$ s; (a) delay CDF (upper) and dynamics of infected nodes per class $X_i(t)$ (lower); (b) control u_i . Parameters are as in Fig. 5, $\bar{u} = -(4.1, 5.1, 6)^T \times 10^{-3}$.

intermeeting intensity λ_0 , which appears to strongly impact the sensitivity of the optimal solution; in particular, it may determine settings where the constraint $X_i \geq 0$ cannot be attained. More precisely, the approach seems to show some limitation when dealing with small values of λ_0 .

VIII. CONCLUSION

We have focused in this paper on controlling the spreading of message under two-hop relay forwarding. We exploited the linear form of the dynamics of this regime to study the control problem within the linear quadratic control framework. This allowed us to study numerically the tradeoff achievable by tuning various parameters that define the cost.

There exist several aspects that were not covered in the present work, which deserve further investigation. We showed that there exist constraints on the choice of optimization parameters; this relates to the need to keep the cost function well defined and bounded. We also remarked the need to satisfy the constraints on the dynamics of the number of infected nodes: to this respect, the numerical evaluations reported before do not exhaust the range of the possible parameters. Due to the particular structure of the two-hop routing protocol, the upper bound on the number of nodes is usually satisfied. We observed, though, that the reference intermeeting intensity λ_0 strongly affects the sensitivity of the optimal solution; in particular, it may determine settings where the constraint $X_i \geq 0$ cannot be attained, especially for very small values of λ_0 . Notice, however, that even when the constraints are satisfied for the dynamics of the averages, they need not be satisfied each sample. An interesting question is to determine the probability that they are not satisfied by some realization. From a practical standpoint, there are other directions for future work. The implementation of the control in two-hop routing can be done at the source only, and timers can be regulated through appropriate time-stamping of message copies (relays perform message discarding simply comparing the time elapsed since message generation and the control reported on the message copy). The crucial problem, conversely, is the estimation of the system parameters, namely, N and λ_{ij} at the source node. Also, previous work [20], showed that in the 1-dimensional case, when these parameters are unknown, it is still possible to obtain a policy that converges to the optimal one by using some auto-tuning mechanism. Using stochastic approximation this policy is shown to be optimal for the average cost criterion.

An interesting research direction would be to combine the optimal control techniques presented in this paper with coding techniques such as fountain codes or network coding [21], [22].

IX. ACKNOWLEDGMENTS

This work has been partially supported by the European Commission within the framework of the BIONETS project IST-FET-SAC-FP6-027748, see www.bionets.eu.

Research reported here has also been facilitated by a UIUC-INRIA Collaborative Research Grant jointly from the University of Illinois at Urbana-Champaign and INRIA, France.

REFERENCES

- [1] A. Al-Hanbali, P. Nain, and E. Altman, "Performance of ad hoc networks with two-hop relay routing and limited packet lifetime", *Proc. of Valuetools*, Pisa, Italy, October 11-13, 2006.
- [2] E. Altman, T. Başar, and F. De Pellegrini, "Optimal monotone forwarding policies in delay tolerant mobile ad-hoc networks," *Elsevier Performance Evaluation*, article in press, doi : 10.1016/j.peva.2009.09.001.
- [3] R. Bakhshi, L. Cloth, W. Fokkink and B. R. Haverkort, "Mean-Field analysis for the evaluation of gossip protocols", *ACM SIGMETRICS Performance Evaluation Review*, Vol. 36 , no. 3, Dec 2008, pp. 32–39.
- [4] A. Bemporad, M. Morari, V. Dua and E. N. Pistikopoulos, "The explicit linear quadratic regulator for constrained systems," *Automatica* 38, 3-20, 2002.
- [5] J. Burgess, B. Gallagher, D. Jensen, and B. N. Levine, "Maxprop: Routing for vehicle-based disruption-tolerant networking," *Proc. of INFOCOM*, Barcelona, Spain, April 23–29, 2006.
- [6] A. Chaintreau, P. Hui, J. Crowcroft, C. Diot, R. Gass, and J. Scott, "Impact of human mobility on the design of opportunistic forwarding algorithms," *Proc. of INFOCOM*, Barcelona, Spain, April 23–29, 2006.
- [7] M. Demmer, E. Brewer, K. Fall, S. Jain, M. Ho, and R. Patra, "Implementing delay tolerant networking," Intel, Tech. Rep. IRB-TR-04-020, 28 Dec. 2004.
- [8] A. E. Fawal, J.-Y. L. Boudec, and K. Salamatian, "Performance analysis of self limiting epidemic forwarding," EPFL, Tech. Rep. LCA-REPORT-2006-127, 2006.
- [9] R. Groenevelt, P. Nain, and G. Koole, "The message delay in mobile ad hoc networks", in *posters ACM SIGMETRICS 2005, Canada*, 2005.
- [10] M. Grossglauser and D. Tse, "Mobility increases the capacity of ad hoc wireless networks," *IEEE/ACM Trans. on Networking*, vol. 10, no. 4, Aug. 2002, pp. 477–486.
- [11] P. Gupta and P. R. Kumar, "The capacity of wireless networks," *IEEE Trans. on Information Theory*, vol. 46, no. 2, pp. 388–404, March 2000.
- [12] S. Jain, K. Fall, and R. Patra, "Routing in a delay tolerant network," *SIGCOMM Comp. Comm. Rev.*, vol. 34, no. 4, pp. 145–158, Oct. 2004.
- [13] G. Leitmann, *Optimal Control*, McGraw-Hill, 1966.
- [14] T. Başar and G. J. Olsder, *Dynamic Noncooperative Game Theory*, SIAM Series in Classics in Applied Mathematics, SIAM, Philadelphia PA, USA, 1999.
- [15] M. Musolesi and C. Mascolo, "Controlled Epidemic-style Dissemination Middleware for Mobile Ad Hoc Networks," *Proc. of ACM Mobiquitous*, San Jose, California July 17-21, 2006.
- [16] T. Small and Z. J. Haas, "The shared wireless infostation model - a new ad hoc networking paradigm," *Proc. of ACM MobiHoc*, Annapolis, Maryland, USA, June 1-3, 2003.
- [17] M. M. B. Tariq, M. Ammar, and E. Zegura, "Message ferry route design for sparse ad hoc networks with mobile nodes," *Proc. of ACM MobiHoc*, Florence, Italy, May 22–25, 2006, pp. 37–48.
- [18] A. Vahdat and D. Becker, "Epidemic routing for partially connected ad hoc networks," Duke University, Tech. Rep. CS-2000-06, 2000.
- [19] X. Zhang, G. Neglia, J. Kurose, and D. Towsley, "Performance modeling of epidemic routing," *Elsevier Computer Networks*, vol. 51, no. 10, July 2007, pp. 2867-2891.
- [20] E. Altman, G. Neglia, F. De Pellegrini, and D. Miorandi, "Decentralized stochastic control of delay tolerant networks," *Proc. of IEEE INFOCOM*, Rio de Janeiro, April 15-19, 2009.
- [21] E. Altman and F. De Pellegrini, "Forward Correction and Fountain codes in Delay Tolerant Networks," *Proc. of IEEE INFOCOM*, Rio de Janeiro, April 15-19, 2009.
- [22] E. Altman, F. De Pellegrini, and L. Sassatelli, "Dynamic control of Coding in Delay Tolerant Networks," available on arXiv

APPENDIX

Deriving the success probabilities

We follow the derivation in [16, Appendix A] which we extend so as to handle the multi-class case, as well as to handle

the case of non-homogeneous parameters (we allow

$$Pr(T_d > t + h | T_d > t, \mathcal{F}_t) = 1 - h \sum_i \xi_i(t) \Lambda_{id}(t) + o(h)$$

which implies

$$Pr(T_d > t + h | \mathcal{F}_t) = Pr(T_d > t | \mathcal{F}_t) (1 - h \sum_i \xi_i(t) \Lambda_{id}(t))$$

As $\Psi(t) = 1 - Pr(T_d > t | \mathcal{F}_t)$ we get

$$\frac{d\Psi(t)}{dt} = (1 - \Psi(t)) \sum_i \xi_i(t) \Lambda_{id}(t)$$

Thus

$$\begin{aligned} \frac{\frac{d\Psi(t)}{dt}}{1 - \Psi(t)} &= \sum_i \xi_i(t) \Lambda_{id}(t) \\ -\log(1 - \Psi(t)) &= \sum_{i=1}^K \Lambda_{i,d} \int_{s=0}^t \xi_i(s) ds + C_1 \end{aligned}$$

and hence

$$\Psi(t) = 1 - C_2 \exp\left(-\sum_{i=1}^K \Lambda_{i,d} \int_{s=0}^t \xi_i(s) ds\right) \quad (8)$$

For t large, $\Psi(t)$ should tend to one, which it does. Also as $t \rightarrow 0$, $\Psi(t)$ should go to zero. This last condition implies that $C_2 = 1$.

Proof of Prop. 7.1

Proof: $R > 0$ if and only if $-c_1/c_3 \Lambda_d \Lambda_d^T + I + c_4/c_3 \Lambda_{out}^2 > 0$. Also, $\|\Lambda_d\|^2$ is the only positive non-zero eigenvalue of $M = \Lambda_d \Lambda_d^T$, whose eigenvector is Λ_d . M is symmetric, so let V an orthogonal matrix such that

$$\text{diag}(\|\Lambda_d\|^2, 0, \dots, 0)^T = V^T M V,$$

where in particular $V = (\Lambda_d^T, c_2^T, \dots, c_K^T)$ and $c_i \in \ker(M)$.

Also, $R > 0$ iff $\tilde{R} = V^T R V > 0$, i.e.

$$\tilde{R} = I - \frac{c_1}{c_3} \text{diag}(\|\Lambda_d\|^2, 0, \dots, 0) + \frac{c_4}{c_3} V^T \Lambda_{out} \Lambda_{out} V > 0.$$

Let $e_1 = (1, 0, \dots, 0)$: the sufficient condition is obtained since if $e_1^T \tilde{R} e_1 > 0$, then $v^T R v > 0$ for $\forall v \in \mathbb{R}^k$. Hence,

$$\begin{aligned} e_1^T \tilde{R} e_1^T &= \left(1 - \frac{c_1}{c_3}\right) \|\Lambda_d\|^2 + \frac{c_4}{c_3} \|\Lambda_{out} V e_1\|^2 \\ &= \left(1 - \frac{c_1}{c_3}\right) \|\Lambda_d\|^2 + \frac{c_4}{c_3} \|\Lambda_{out} \Lambda_d\|^2 \end{aligned}$$

from which the statement follows. \blacksquare

Calculation of P

In the following we derive a closed form solution for P ; we assume that $(\Lambda_{out})_{ii} > 0$, for $i = 1, 2, \dots, K^2$. The solution of the matrix Riccati equation is given by $P = P_2 P_1^{-1}$, where P_1, P_2 are $2K \times 2K$ matrices solutions of

$$\begin{pmatrix} \dot{P}_1 \\ \dot{P}_2 \end{pmatrix} = H \begin{pmatrix} P_1 \\ P_2 \end{pmatrix}, \quad P_1(t_f) = I_{2K}, \quad P_2(t_f) = Q_f, \quad (9)$$

²The expression that we derive in the following requires Λ_{out} to be invertible but not diagonal.

where I_{2K} is the $2K \times 2K$ identity matrix; P_1 is guaranteed to be invertible for all $0 \leq t \leq t_f$. In our case, if we choose $c_2 = 1$, the Hamiltonian matrix is

$$H = \begin{pmatrix} A & -BB^T \\ 0 & -A^T \end{pmatrix} = \begin{pmatrix} -\Lambda_{out} & 0 & -I_K & 0 \\ I_K & 0 & 0 & 0 \\ 0 & 0 & \Lambda_{out} & -I_K \\ 0 & 0 & 0 & 0 \end{pmatrix}$$

The associated dynamical system (9) solves for

$$\begin{pmatrix} P_1(t) \\ P_2(t) \end{pmatrix} = e^{H(t-t_f)} \begin{pmatrix} I_{2K} \\ Q_f \end{pmatrix}$$

so that we are interested in the explicit calculation of the matrix $e^{H(t-t_f)} = \sum_{k=0}^{\infty} \frac{(t-t_f)^k}{k!} H^k$ where for the sake of notation, $x = (t - t_f)$.

The k -th power of H can be derived as follows

Proposition 9.1: $H^0 = I_{4K}$, $H^1 = H$, for $k > 1$:

$$H^k = \begin{pmatrix} -\Lambda_{out}^k & 0 & -\Lambda_{out}^{k-1} & 0 \\ \Lambda_{out}^{k-1} & 0 & 0 & \Lambda_{out}^{k-3} \\ 0 & 0 & \Lambda_{out}^k & -\Lambda_{out}^{k-1} \\ 0 & 0 & 0 & 0 \end{pmatrix}, \quad \text{if } k \text{ is odd}$$

$$H^k = \begin{pmatrix} \Lambda_{out}^k & 0 & 0 & \Lambda_{out}^{k-2} \\ -\Lambda_{out}^{k-1} & 0 & -\Lambda_{out}^{k-2} & 0 \\ 0 & 0 & \Lambda_{out}^k & -\Lambda_{out}^{k-1} \\ 0 & 0 & 0 & 0 \end{pmatrix}, \quad \text{if } k \text{ is even}$$

The above formula can be easily verified by induction from (10); hence, if E_{ij} is the ij -th $K \times K$ block of e^{Hx} , $i, j = 1, 2, 3, 4$, we obtain

$$E_{ij} = \sum_{k=0}^{\infty} \frac{x^k}{k!} (H^k)_{ij}$$

where $(H^k)_{ij}$ the $K \times K$ ij -block of H^k , $i, j = 1, 2, 3, 4$.

From (9.1), $E_{12} = E_{31} = E_{32} = E_{41} = E_{42} = E_{43} = 0$; the diagonal entries are $E_{11} = E_{33}^{-1} = \sum_{k=0}^{\infty} \frac{(-\Lambda_{out} x)^k}{k!} = e^{-\Lambda_{out} x}$ whereas $E_{22} = E_{44} = I_K$. Non-zero off-diagonal entries require some calculations, which bring

$$E_{21} = \Lambda_{out}^{-1} (I_K - e^{-\Lambda_{out} x}), \quad E_{34} = -\Lambda_{out}^{-1} (e^{\Lambda_{out} x} - I_K).$$

For ease of presentation, given diagonal matrix Λ , we define $\mathcal{C}(\Lambda)$ and $\mathcal{S}(\Lambda)$ the diagonal matrix such that $\mathcal{C}(\Lambda)_{ii} = \cosh(\Lambda_{ii})$ and $\mathcal{S}(\Lambda)_{ii} = \sinh(\Lambda_{ii})$, respectively. Hence, it follows

$$E_{13} = -\Lambda_{out}^{-1} \mathcal{S}(\Lambda_{out} x), \quad E_{24} = \Lambda_{out}^{-3} (\mathcal{S}(\Lambda_{out} x) - x \Lambda_{out})$$

$$E_{14} = \Lambda_{out}^{-2} (\mathcal{C}(\Lambda_{out} x) - I_K), \quad E_{23} = -\Lambda_{out}^{-2} (\mathcal{C}(\Lambda_{out} x) - I_K)$$

Thus, we obtain

$$P_2 = \begin{pmatrix} 0 & -\Lambda_{out}^{-1} (e^{\Lambda_{out} x} - I_K) R \\ 0 & R \end{pmatrix}$$

$$P_1 = \begin{pmatrix} e^{-\Lambda_{out} x} & \Lambda_{out}^{-2} (\mathcal{C}(\Lambda_{out} x) - I_K) R \\ \Lambda_{out}^{-1} (I_K - e^{-\Lambda_{out} x}) & I_K + \Lambda_{out}^{-3} (\mathcal{S}(\Lambda_{out} x) - x \Lambda_{out}) R \end{pmatrix}$$

The inverse of P_1 can be obtained leveraging the block form and requiring $P_1 P_1^{-1} = I_{2K}$

$$P_1 \begin{pmatrix} A_1 & A_2 \\ A_3 & A_4 \end{pmatrix} = \begin{pmatrix} I_K & 0 \\ 0 & I_K \end{pmatrix}$$

from which we obtain

$$A_3 = M^{-1}(x) \Lambda_{out}^{-1} (I_K - e^{\Lambda_{out} x}), \quad A_4 = M^{-1}(x)$$

where $M_x = I_K + \Lambda_{out}^{-3} [(\mathcal{S}(\Lambda_{out} x) - x \Lambda_{out}) - (\mathcal{C}(\Lambda_{out} x) - I_K)(e^{\Lambda_{out} x} - I_K)] R$.

Finally, we obtain

$$\begin{aligned} P_{11} &= \Lambda_{out}^{-1} (I_K - e^{\Lambda_{out} x}) R M_x^{-1} \Lambda_{out}^{-1} (I_K - e^{\Lambda_{out} x}) \\ P_{12} &= \Lambda_{out}^{-1} (I_K - e^{\Lambda_{out} x}) M_x^{-1} R \\ P_{21} &= R M_x^{-1} \Lambda_{out}^{-1} (I_K - e^{\Lambda_{out} x}) \\ P_{22} &= R M_x^{-1} \end{aligned}$$

We notice that matrix M_x is symmetric and invertible; in fact, let $f(x) = \sinh(x) - x + (\cosh(x) - 1)(1 - e^x)$; it follows that $f' = -(e^x - 1)^2$, so that $[(\mathcal{S}(\Lambda_{out} x) - x \Lambda_{out}) - (\mathcal{C}(\Lambda_{out} x) - I_K)(e^{\Lambda_{out} x} - I_K)] > 0$ since $-t_f < x < 0$. Then, $v^T M(x) v > 0$ for $\forall v \neq 0$, so that $M(x) > 0$. P is symmetric, as expected.