

LETTER TO THE EDITOR

Power for Dry BL Lacs

A. Paggi¹, A. Cavaliere¹, V. Vittorini², and M. Tavani^{1,2}

¹ Dipartimento di Fisica, Università di Roma “Tor Vergata”, and
INFN Roma Tor Vergata
Via della Ricerca Scientifica 1, I-00133 Roma, Italy
e-mail: paggi@roma2.infn.it
e-mail: cavaliere@roma2.infn.it

² INAF/IASF-Roma, Via Fosso del Cavaliere 1, I-00100, Roma, Italy

ABSTRACT

Is it significant that the intrinsic outputs of several BL Lacs are observed to top at about 10^{46} erg s⁻¹? Toward an answer, we compare recent observations in γ rays with the *AGILE* satellite of the BL Lac S5 0716+714 with those of Mrk 421 and Mrk 501. The former are particularly marked by intense flares up to fluxes of 2×10^{-6} photons cm⁻² s⁻¹ in the 0.1 – 10 GeV energy range. These “dry” BL Lacs show no evidence of thermal disk emissions nor emission lines signaling any accreting or surrounding gas; the spectral distributions of their pure non-thermal radiations are effectively represented in terms of the synchrotron-self Compton process. With source parameters so derived, focused and tuned with simultaneous multi-wavelength observations, we find for S5 0716+714 a total jet power of about 3×10^{45} erg s⁻¹, that makes it one of the brightest dry BL Lacs so far detected in γ rays. With a mass for the associated Kerr hole that we evaluate at around $5 \times 10^8 M_\odot$, the source is significantly benchmarked by the maximal power around 4×10^{45} erg s⁻¹ extractable via the Blandford-Znajek electrodynamic mechanism; other dry BL Lacs observed in γ rays remain well below that threshold. These findings and those coming from *Fermi*-LAT will provide a powerful test of electrodynamics in the hole surroundings dominated by GR effects.

Key words. BL Lacertae objects: general – Radiation mechanisms: non-thermal – Black hole physics – Accretion, accretion disks

1. Introduction

Blazars rank among the brightest Active Galactic Nuclei on the basis of their inferred isotropic luminosities up to $L_{iso} \sim 10^{48}$ erg s⁻¹. Actually these sources radiate from a narrow relativistic jet closely aligned to the observer’s line of sight; the jet emits highly beamed non-thermal radiations, with observed flux enhanced by aberration and Doppler effects of Special Relativity (Begelman, Blandford & Rees 1984; Königl 1986; Urry & Padovani 1995). So the luminosities L_{iso} largely exceed the intrinsic outputs of the jets that easily level out at $10^{-2} \div 10^{-3} L_{iso}$.

BL Lac Objects (henceforth BL Lacs) in particular are Blazars that show no or just weak and intermittent emission lines. Their spectra are well represented as a continuous spectral energy distribution (SED) $S_\nu = \nu F_\nu$ marked by two peaks: the one at lower frequency due to synchrotron emission by highly relativistic electrons; and the higher frequency counterpart due to inverse Compton upscattering by the same electron population of seed photons provided by the synchrotron emission itself (synchrotron-self Compton, SSC, see Jones, O’Dell & Stein 1974, Marscher & Gear 1985; Maraschi, Ghisellini & Celotti 1992), with possible additions from sources external to the beam (external Compton, EC, see Dermer & Schlickeiser 1993; Sikora, Begelman & Rees 1994).

BL Lacs also show strong variability on timescales of days to minutes, with substantial flux variations (flares) particularly at high energies as realized early on, see Setti & Woltjer (1994) and references therein.

Here we focus on “dry” BL Lacs, that is, sources with no evidence of surrounding gas, like emission lines or a Big Blue Bump (see Peterson 1997, Kembhavi & Narlikar 1999) related

to current accretion. They provide an appropriate testing ground to compare intrinsic outputs with top powers extractable from a rotating supermassive black hole and the dragged accretion disk by means of large scale magnetic fields, via the enticing if variously debated Blandford-Znajek electrodynamics (BZ, Blandford & Znajek 1977; see also Ghosh & Abramowicz 1997; Krolik 1999; Livio, Ogilvie & Pringle 1999; Cavaliere & D’Elia 2002; McKinney 2005; Nemmen et al. 2007; Tchekhovskoy, McKinney & Narayan 2009). The mere hole contribution can yield up to $L_K \sim 2 \times 10^{45} (M_\bullet/10^9 M_\odot)$ erg s⁻¹, given the hole mass M_\bullet in terms of $10^9 M_\odot$ and a magnetic field $B \sim 10^4$ G threading its horizon.

In the following we adopt the standard, flat cosmology with $H_0 = 72$ km s⁻¹ Mpc⁻¹ and $\Omega_\Lambda = 0.74$ (Dunkley et al. 2009).

2. The radiation process

The SEDs of the dry BL Lacs are widely held to be accounted for by the simple homogeneous SSC process. This is based on radiations produced in a region containing magnetic field and relativistic electrons accelerated to random energies γmc^2 (with γ up to $10^6 \div 10^8$), and moving toward the observer with bulk Lorentz factor $\Gamma \sim 10 \div 20$ (see Ghisellini et al. 1993).

To begin with, the sources may be represented by an isotropic geometry with radius R as single size parameter, containing highly relativistic electrons and non-relativistic protons that share the same Γ , at a common density n . Observed (primed) frequencies and fluxes are related to the rest frame (unprimed) quantities via $\nu' = \nu \delta$ and $F' = F \delta^4$ (Begelman, Blandford & Rees, 1984), where $\delta = [\Gamma (1 - \beta \cos \theta)]^{-1}$ is the beaming factor

related to the angle θ between the jet and the line of sight. Small viewing angles $\theta \sim 1/\Gamma$ yield $\delta \approx 2\Gamma$. Correspondingly, the intrinsic variability and crossing times R/c will be longer than the observed ones $R/\delta c$.

On empirical and theoretical grounds we adopt log-parabolic shapes for the electron energy distributions. In fact, these obtain from a Fokker-Planck equation in the presence of systematic and stochastic acceleration processes as first shown by Kardashev (1962) and computed in detail by Paggi et al. (2009); the acceleration times will scale as $t_a \propto \gamma/E$, in terms of the effective electric field E (Cavaliere & D’Elia 2002). So we write the electron energy distribution in the form

$$N(\gamma) = N_0 \left(\frac{\gamma}{\gamma_0} \right)^{-s-r \log(\frac{\gamma}{\gamma_0})}, \quad (1)$$

where s is the constant contribution to the slope, r is the “curvature” and γ_0 is the initial injection energy. The energetic content of such an electron population can be expressed in terms of the r.m.s. adimensional energy $\gamma_p = \left(\int \gamma^2 N(\gamma) d\gamma / \int N(\gamma) d\gamma \right)^{1/2}$ to yield an energy density close to $n \gamma_p m c^2$.

The emitted synchrotron SED will correspondingly read (Massaro et al. 2004; Tramacere et al. 2007, and references therein)

$$S_\nu = S_0 \left(\frac{\nu}{\nu_0} \right)^{-a-b \log(\frac{\nu}{\nu_0})}, \quad (2)$$

with a constant contribution $a = (s-3)/2$ to the spectral index, a spectral curvature $b \approx r/5$, and a peak frequency $\nu_S \propto B \gamma_p^2$. For the IC an analogous SED holds; in the Thomson regime one has $a = (s-3)/2$, $b \approx r/10$ and a peak frequency $\nu_C \propto B \gamma_p^4$, whilst in the Klein-Nishina regime $a = s$, $b \approx r$ and $\nu_C \propto \gamma_p$ apply.

With such SEDs and distributions the peaks, where most energy resides, are not materially affected by radiative cooling active on timescales $t_c \propto 1/\gamma_p$ longer than the variability and crossing times R/c ; this will rather erode the high energy tails. As an added bonus, the synchrotron and IC emissions from a single log-parabolic electron population irreversibly *broaden* under the action of the stochastic acceleration component, following $b \propto 1/t$ (Paggi et al. 2009); thus, a sudden increase of the spectral curvature will mark the emergence of a new electron population. Last but not least, we illustrate in Fig. 1 how fittingly Eq. 2 describes the spectra for the sources we focus on in view of the extended spectral coverages provided by *simultaneous* observations.

This is the case with S5 0716+714, for which the following data are available: a low state provided by historical AIT and EGRET data (Lin et al. 1995); a high state in September 2007, in the γ -ray range covered by *AGILE*-GRID, where the IC peaks for this “intermediate” BL Lac (Padovani & Giommi 1995); optical and radio data taken with GASP-WEBT on September 7-12 (Villata et al. 2008; Vittorini et al. 2009). The multi-wavelength variations observed by Giommi et al. (2008) and the increased spectral curvature (see Fig. 1) in 2007 point toward the injection of a second component.

The source may be compared with Mrk 501, for which we consider two states with simultaneous BeppoSAX and CAT observations on April 7 and 16, 1997 (Massaro et al. 2006); and with Mrk 421, for which we have low and high states in 2000 from BeppoSAX and HEGRA data (Konopelko et al., 2003), and multi-wavelength observations performed with GASP-WEBT, *Swift*/UVOT, *RXTE*/ASM, *Swift*/XRT, SuperAGILE,

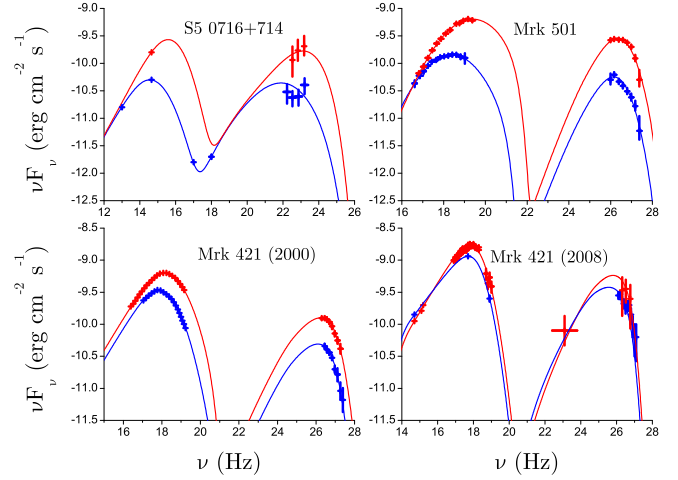


Fig. 1. SEDs of the BL Lacs considered in the text: S5 0716+714 (upper-left frame), Mrk 501 (upper-right frame) and Mrk 421 (lower-left and lower-right frames), each in a low (blue line) and a high (red line) state. In terms of intrinsic luminosity S5 0716+714 is the strongest source (data references in §2).

Swift/BAT, *AGILE*-GRID, ARGO-YBJ and VERITAS in June 2008 (Donnarumma et al. 2009; Di Sciascio 2009).

3. The source power

We are interested in the *intrinsic* outputs referred to the jet frame, rather than in the luminosity $L_{iso} = 4\pi D_L^2 F$ inferred from insisting on an isotropic distribution of the observed flux F , at the luminosity distance D_L . On assuming one “cold” proton per electron satisfying $\langle \gamma \rangle \lesssim m_p/m_e$ (with the average $\langle \gamma \rangle = \gamma_p \times 10^{-1/4r}$ bounded in terms of the electron m_e and the proton m_p masses), we follow Celotti & Ghisellini (2008) in writing for the intrinsic radiative luminosity L_r contributed by synchrotron and IC radiations and for the related powers carried by the jet the expressions

$$L_r = L_{iso} \Gamma^2 / \delta^4 \approx L_{iso} / 16 \Gamma^2, \quad (3)$$

$$L_e = \frac{4}{3} \pi R^2 c n m_e c^2 \langle \gamma \rangle \Gamma^2, \quad (4)$$

$$L_p \sim L_e m_p / m_e \langle \gamma \rangle, \quad L_B \ll L_{r,e,p}. \quad (5)$$

The total jet power will therefore read $L_T = L_r + L_e + L_p + L_B$; this is in fact dominated by L_r and by L_e , with $L_B < L_p \lesssim L_e$ for the fields $B \sim 0.1 \div 1$ G resulting from spectral fits.

Simultaneous, multi-wavelength observations enable extended spectral fits to pin down from the SSC model the five key observables (beside the spectral curvature b), namely: the synchrotron peak frequency and flux, the IC peak frequency and flux, and the variation time (see Paggi et al. 2009). These lead to robust evaluations of the five source parameters n , R , B , $\langle \gamma \rangle$ and δ (or Γ) entering Eqs. 3 - 5; the main parameters are collected in Table 1.

4. The BZ benchmark

As anticipated in §1, a natural benchmark for these powers is provided by the BZ mechanism for electrodynamic energy extraction from a Kerr hole spun up to maximal rotation by past accretion episodes. A minimal, vestigial disk is required to hold the

Source name	δ	γ_p	L_r	L_T
S5 0716+714 (low)	12	9.1×10^2	4.2×10^{44}	1.3×10^{45}
S5 0716+714 (high)	19	2.8×10^3	1.5×10^{45}	3.1×10^{45}
Mrk 501 (low)	15	1.4×10^5	4.9×10^{42}	1.2×10^{43}
Mrk 501 (high)	15	1.9×10^5	2.3×10^{43}	3.1×10^{43}
Mrk 421 (2000, low)	20	5.2×10^4	4.0×10^{42}	1.9×10^{43}
Mrk 421 (2000, high)	20	6.1×10^4	8.1×10^{42}	3.1×10^{43}
Mrk 421 (2008, low)	20	2.5×10^4	1.6×10^{43}	4.1×10^{43}
Mrk 421 (2008, high)	20	3.4×10^4	2.1×10^{43}	4.6×10^{43}

Table 1. Parameters for the BL Lac sources discussed in the text. The redshifts are $z = 0.031$ for S5 0716+714, $z = 0.034$ for Mrk 501 and $z = 0.030$ for Mrk 412; L_r and L_T are given in erg s^{-1} .

poloidal magnetic field threading the horizon; this is kept active by low accretion rates $\dot{m} \lesssim 10^{-2}$ in Eddington units, loses angular momentum mainly via the large scale field, and contributes to the input power some $3 L_K$ (Blandford & Znajek 1977; Livio et al. 1999). The two contributions add to

$$L_{BZ} \approx 8 \times 10^{45} \left(\frac{M_\bullet}{10^9 M_\odot} \right) \text{ erg s}^{-1}. \quad (6)$$

Note that the balance $B^2/4\pi \sim p$ between the magnetic stress and the kinetic or radiation pressure p in the disk yields $B \sim 10^4$ G; for a radiation pressure dominated disk we have at the inner rim $B^2 \propto 1/M_\bullet$, so B has dropped out of Eq. 6.

There the hole mass constitutes the key parameter; we evaluate it from its correlation with the absolute red magnitude M_R of the host galactic bulge (Ferrarese et al., 2000; Gebhardt et al. 2000; Falomo et al. 2003), that for our cosmology reads

$$\log \left(\frac{M_\bullet}{M_\odot} \right) = -0.50 M_R - 2.61, \quad (7)$$

with scatter ± 0.4 dex (Bettoni et al. 2003). For the host galaxy of S5 0716+714 recent observations of the bulge magnitude at $R = 18.3 \pm 0.5$ reported by Nilsson et al. (2008), besides providing the redshift $z = 0.31 \pm 0.08$, yield a mass $M_\bullet \approx 5.5^{+8.0}_{-3.3} 10^8 M_\odot$; the central value is consistent with hole mass estimates by micro-variability of the optical flux (Sasada et al., 2008) which yield $M_\bullet \sim 10^8 M_\odot$. For Mrk 501 and Mrk 421 one obtains $M_\bullet \approx 1.0^{+2.4}_{-0.7} 10^9 M_\odot$ and $M_\bullet \approx 4.1^{+7.8}_{-2.7} 10^8 M_\odot$, respectively.

Our results normalized to the respective L_{BZ} from Eq. 6 are represented in Fig. 2. During flares, in all sources the electron r.m.s. energy (and so the peak frequencies) is boosted, as well as the luminosity; this indicates that rising flares are directly related to increased acceleration of the emitting electrons.

We stress that the powerful source S5 0716+714 is apparently constrained to move sideways, as if to skirt the BZ limit; Mrk 421 in the 2008 states shows a similar behaviour, though with less significance. On the other hand, the weaker Mrk 421 in 2000 and the weakest Mrk 501 stay considerably below the BZ limit and so are expected to be free to move more vertically, as in fact they do.

5. Discussion and conclusions

For the dry BL Lacs with accretion rates $\dot{m} < 10^{-2}$ the SSC radiation process provides robust evaluations of the jet luminosities. Whence we conclude that L_{BZ} provides a *significant* benchmark for the output of the BL Lacs discussed here, and indeed an upper limit for both their quiescent states and flares. In fact, during its recent flare S5 0716+714 has been observed to be effectively

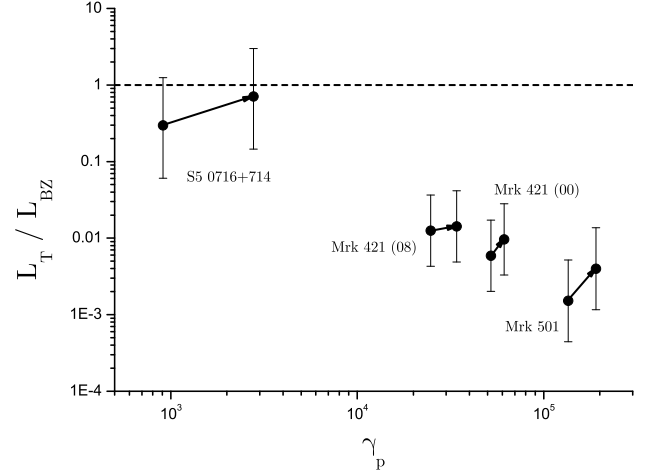


Fig. 2. For the named sources the total jet luminosities normalized to their BZ power are plotted against the electron r.m.s. energy. Bars represent hole mass uncertainties reflecting those (at the $1 - \sigma$ level) in bulge luminosities of the host galaxies, and the scatter in Eq. (7).

constrained by $L_{BZ} \lesssim 10^{46} \text{ erg s}^{-1}$; a similar behavior has been observed in 2008 for Mrk 421. Non-thermal, beamed powers in the range $L_K \div L_{BZ}$ also provide evidence of an accretion disk active in electrodynamically launching and channeling the jets by means of large scale fields.

Referring to Fig. 3 and its caption, we note that during flares the sources move on the $L_T - \gamma_{peak}$ plane away from the envelope outlined by bright BL Lacs with increasing \dot{m} , that ends up into the yet brighter Flat Spectrum Radio Quasars (FSRQs) with $\dot{m} \sim 1$. Actually, the flares move into a region of faster radiative cooling (Celotti & Ghisellini 2008, and references therein); this implies short-lived flares on timescales $\lesssim 1$ day, or requires shorter acceleration times $t_a \sim \gamma/E$ with larger E , as an alternative to structured sources like decelerating (Georganopoulos & Kazanas, 2003) or spine-sheath jets (Tavecchio & Ghisellini, 2008) with inner scale $R_1 < R$. Faster acceleration and deviations from the envelope are consistent with flares caused by electron boost rather than episodes of increased accretion onto the disk.

In fact, it is known (see Blandford 1990; Padovani et al. 2007) that sources strung along the envelope in Fig. 3 to larger L and lower γ_p often show stronger signs of current accretion up to $\dot{m} \sim 1$, like thermal emissions and surrounding gas (Big Blue Bump and broad emission lines), with a larger contribution from EC. In this context, we note that the progression from BL Lacs to FSRQs may occur through an enhanced and extended disk contribution as described by Blandford & Payne (1982), involving “wet” BL Lacs with $\dot{m} \sim 10^{-1}$; these feature larger EC contributions (Dermer et al. 2008) and gas evidence looming out, to include some thermal disk emission and weak or intermittent lines (Celotti, Ghisellini & Fabian 2007). The last step in this intrinsic succession is constituted by the powerful FSRQs with full broad lines, Big Blue Bump from disks accreting at $\dot{m} \sim 1$, and dominant or towering EC.

We add that the outputs of even misaligned BL Lacs may be calorimetrically gauged from their feedback actions on the intra-cluster plasma surrounding their host galaxy when located in a cluster or a group of galaxies, as discussed by McNamara et al. (2009). These authors evaluate average powers around

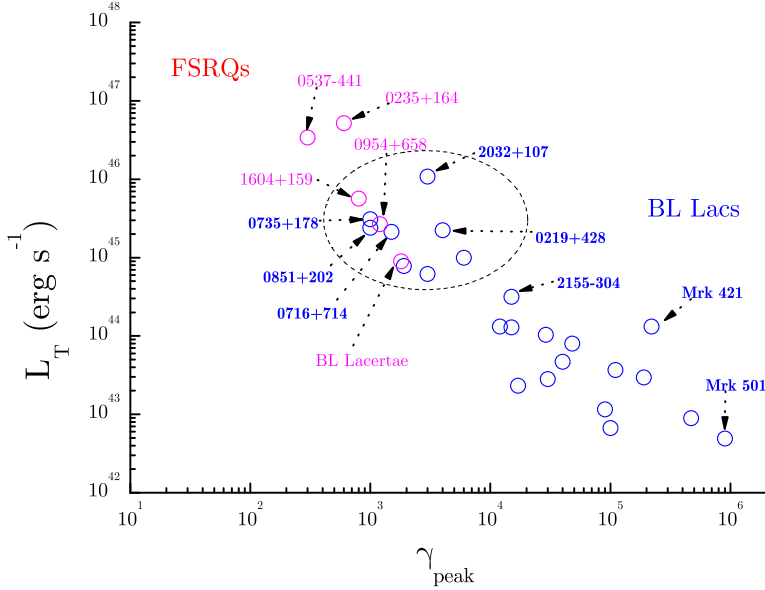


Fig. 3. Bright BL Lacs in their context, adapted from Celotti & Ghisellini (2008) with the historical data in terms of L_T and the energy γ_{peak} related to the synchrotron peak (corresponding to our $\gamma_p = \gamma_{peak} \times 10^{-1/2r}$). Blue circles indicate dry, while violet circles indicate wet BL Lacs. The lower-left region of the diagram corresponds to the source condition $t_c > R/c$, and the upper-right to $t_c \gtrsim t_a$. Bright FSRQs lie at lower γ_{peak} and higher powers, with increasing signs of current $\dot{m} \rightarrow 1$; selection effects depopulate weaker sources in the lower region (see Padovani 2007). The dashed oval highlights sources in the transition region from dry to wet BL Lacs, interesting to compare with L_{BZ} from Eq. 6 particularly when at $z \gtrsim 0.3$.

$10^{46} \text{ erg s}^{-1}$ injected into the cluster MS0735.6+7421, and possibly also in the cluster A2029 and in the group AWM 4.

The whole of the above evidence provides observational support to the *relevance* of the electrodynamic BZ mechanism, and invites extended sampling of other interesting sources (see Fig. 3).

If in dry BL Lacs with $M_{\bullet} < 10^9 M_{\odot}$ the L_{BZ} limit were found to be substantially exceeded by outputs $L > 10^{46} \text{ erg s}^{-1}$, this would require $B > 10^4 \text{ G}$ at the Kerr horizon. Such fields may relate to large dynamical stresses bounded just by $B^2/4\pi \leq \rho c^2$, and associated with particle orbits plunging from the disk toward the hole horizon (Meier 2002) into a region fully ruled by strong gravity effects.

Thus all such sources will provide powerful tests for the coupling of electrodynamics with GR in full swing, and represent an exciting arena for *AGILE* and *Fermi-LAT* data.

Acknowledgements. We are grateful to R. Falomo for useful discussions concerning M_{\bullet} evaluations for BL Lacs, and specifically in S5 0716+714. We acknowledge our referee for useful comments and helpful suggestions.

References

Begelman, M. C., Blandford, R. D. & Rees, M. J. 1984, *RvMP*, 56, 255
 Bettoni, D., Falomo, R., Fasano, G., et al. 2003, *A&A*, 399, 869
 Blandford, R. D. 1990, in *Saas-Fee Advanced Course 20, Active Galactic Nuclei*, ed. R. D. Blandford, H. Netzer, & L. Woltjer (Springer), 161
 Blandford, R. D., & Payne, D. G. 1982, *MNRAS*, 199, 883
 Blandford, R. D., & Znajek, R. L. 1977, *MNRAS*, 179, 433
 Cavaliere, A., & D’Elia, V. 2002, *ApJ*, 571, 226
 Celotti, A., Ghisellini, G. & Fabian, A. C. 2007, *MNRAS*, 375, 417
 Celotti, A. & Ghisellini, G. 2008, *MNRAS*, 385, 283
 Dermer, C. D., Finke, Justin, D. & Menon, G. 2008 [arXiv:0810.1055]
 Dermer, C. D. & Schlickeiser, R. 1993, *ApJ*, 416, 458
 Di Sciascio, G. and the ARGO-YBJ Collaboration 2009, *Mem. S.A.It.*, 75, 282 [arXiv0907.2526]

Donnarumma, I., et al. 2009, *ApJ*, 691, L13
 Dunkley, J., Komatsu, E., Nolte, M. R., et al. 2009, *ApJS*, 180, 306
 Falomo, R., et al. 2003, *ApJ*, 595, 624
 Ferrarese, L., & Merritt, D. 2000, *ApJ*, 539, L9
 Gebhardt, K., et al. 2000, *ApJ*, 539, L13
 Georgantopoulos, M., & Kazanas, D. 2003, *ApJ*, 594, 27
 Ghisellini, G., Padovani, P., Celotti, A., et al. 1993, *ApJ*, 407, 65
 Ghosh, P., & Abramowicz, M. 1997, *MNRAS*, 292, 887
 Giommi, P., et al. 2008, *A&A*, 487, L49
 Jones, T. W., O’Dell, S. L., & Stein, W. A. 1974, *ApJ*, 188, 353
 Kardashev, N. S. 1962, *SvA*, 6, 317
 Kembhavi, A. K., Narlikar, J. V. 1999, *Quasars and Active Galactic Nuclei*, Cambridge, Cambridge University Press
 Königl, A. 1986, *NYASA*, 470, 88
 Krolik, J. H. 1999, *ApJ*, 515, 73
 Konopelko, A., et al. 2003, *ApJ*, 597, 851
 Lin, Y.C., et al. 1995, *ApJ*, 442, 96
 Livio, M., Ogilvie, G., & Pringle, J. 1999, *ApJ*, 512, 100
 McNamara, B. R., Kazemzadeh, F., Rafferty, D. A., et al. 2007, *ApJ*, 698, 594
 Maraschi, L., Ghisellini, G., & Celotti, A. 1992, *ApJ*, 397, L5
 Marscher, A. P., & Gear, W. K. 1985, *ApJ*, 298, 114
 Massaro, E., et al. 2004, *A&A*, 413, 489
 Massaro, E., et al. 2006, *A&A*, 448, 861
 McKinney, J. C. & Gammie, C. F. 2004, *ApJ*, 611, 977
 McKinney, J. C. 2005, *ApJ*, 630, 5
 Meier, D. L. 1999, *ApJ*, 522, 753
 Meier, D. L. 2002, *NewAR*, 46, 247
 Nemmen, R. S., Bower, R. G., Babul, A., et al. 2007, *MNRAS*, 377, 1652
 Nilsson, K., et al. 2008, *A&A*, 487, L29
 Paggi, A., et al. 2009, *A&A*, 504, 821
 Padovani, P. & Giommi, P. 1995, *ApJ*, 444, 567
 Padovani, P. 2007, *Ap&SS*, 309, 63
 Padovani, P., Giommi, P., Landt, H., et al. 2007, *ApJ*, 662, 182
 Peterson, B. M. 1997, *An Introduction to Active Galactic Nuclei*, Cambridge, Cambridge University Press
 Sasada, M., et al. 2008, *PASJ*, 60, 37
 Sikora, M., Begelman, M. C., & Rees, M. J. 1994, *ApJ*, 421, 123
 Setti, G., Woltjer, L. 1994, *ApJS*, 92, 629
 Tavecchio, F., & Ghisellini, G. 2008, *MNRAS*, 385, 98
 Tchekhovskoy, A., McKinney, J. C., & Narayan, R. 2009, *ApJ*, 699, 1789

- Tramacere, A., Massaro, F., & Cavaliere, A. 2007, A&A, 466, 521
Urry, C. M., Padovani, P. 1995, PASP, 107, 803
Villata, M. et al. 2008, A&A, 481, 79
Vittorini, V. et al. 2009, ApJ, 706, 1433