

Status of the EAS studies of cosmic rays with energy below 10^{16} eV

Hongbo Hu*

*Key Laboratory of Particle Astrophysics, Institute of High Energy Physics, CAS, Beijing 100049, China

Abstract. This paper briefly summarizes the status of the cosmic ray observations by EAS (Extended Air Shower) experiments with energy below 10^{16} eV and the related studies of the hadronic interaction models. Based on the observed sharp knee structure and the irregularities of the cosmic ray spectrum around knee energy, plus the newly discovered electron and positron excess, the origin of the galactic cosmic rays and the single source model interpretation are discussed, but convincing evidence is not yet available. High precision measurements of the mass composition of primary cosmic rays at knee energy will be very useful to disentangle the problem. To reach this goal, a better understanding of the hadronic interaction models is crucial. It is good to see that more dedicated accelerator and cosmic ray experiments will be conducted soon. As one EAS component, the muon distribution and muon charge ratio are important for testing the hadronic interaction models. In addition muons are an important background to neutrino experiments and all underground ultra-low background experiments. They are also a very useful tool for the meteorological studies.

Keywords: HE, Knee, hadronic, interaction, muon

I. INTRODUCTION

This paper is a writeup of the rapporteur talk at the 31st International Cosmic Ray Conference, July 15, 2009 in Lodz/Poland. The talk and this paper cover the works submitted to the HE session for cosmic ray energy below 10^{16} eV. The contributions include 26 papers in HE1.1 (observation and simulation at energies less than 10^{15} eV), 16 papers in HE1.2 (observation and simulation at energies of about 10^{15} - 10^{16} eV), 15 from HE1.5 (muons in EAS), 16 from HE1.6 (new experiments and instrumentation) and 20 in HE2.1 (particle interactions relevant for cosmic ray studies with energies less than 10^{16} eV).

Despite the large success of the observations of high energy γ rays during the last twenty years, direct evidence for the acceleration of VHE cosmic ray nuclei has not yet been convincingly obtained. Therefore, it has become consensus that from the point of view of gamma ray observations we must go to PeV energies [1] where the hadronic process should become visible. New activities following this approach are underway recently (e.g., [2], [3]). Strictly speaking, gamma ray observations

can only directly be related to the origin and acceleration mechanisms of the newly generated cosmic rays, observation on the cosmic ray particle themselves is the most fundamental and probably the only way to resolve the questions related to the acceleration of cosmic rays at “early” time. These cosmic rays compose the vast majority of the galactic cosmic rays as we can see them today. Many new observations, new understanding, new ideas and plans for the future were presented in this conference; it is impossible for me to cover all works and all details neither in the rapporteur talk nor in this paper. I do apology for the incompleteness of this summary paper.

II. OBSERVATIONS AND INTERPRETATIONS OF COSMIC RAYS AROUND KNEE ENERGY

Cosmic rays were discovered by V.Hess in 1912 and have contributed continuously and greatly to our knowledge of particle physics and astrophysics. However, the origin, acceleration and propagation of cosmic rays remains unresolved since nearly hundred years ([4], [5]). The cosmic ray spectrum exhibits almost a power law structure from 10^9 eV to the highest energy of 10^{20} eV with an index of about -3. The spectrum has a few subtle features; the first one occurs at about 4PeV where the spectrum changes from -2.7 to -3.1. This break of spectrum was discovered in 1958 [6] and is known as the “knee”.

It is generally believed that cosmic rays with energy below 10^{16} eV are accelerated at the shock wave in SNRs, but possibly also by other astrophysics environments in the galaxy ([7] and refs. therein). The knee has been regarded in this picture as an indication of the maximum energy to which cosmic rays can be accelerated by the shock wave in SNRs. Besides, many other alternative explanations do exist. The knee may come from the relatively faster leakage of PeV cosmic rays into the extragalactic space compared to lower energy cosmic rays; or it may be due to threshold interactions, such as e+e- pair production by PeV cosmic rays interacting with the infrared radiation photon background at source ([8] and refs. therein); or yet some exotic interactions in the EAS development, where undetectable particles are produced when cosmic rays are above PeV energy ([9] and refs. therein).

Because of the low event rate at knee energies, the spectrum measurements were performed so far only by ground based experiments and with data taken over many years of operation. Fig.1 is a brief compilation

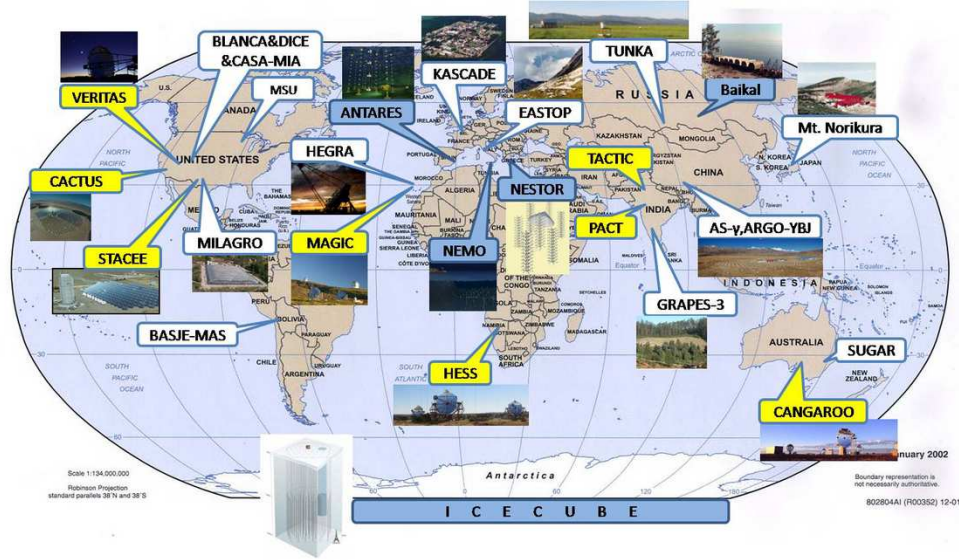


Fig. 1. World-wide distribution of EAS experiments with sensitive energy around knee energy. Meaning of colors: White - traditional EAS experiments, yellow - air Cerenkov telescope experiments, blue - deep water or deep ice experiments.

of the world wide distribution of ground based EAS experiments in operation in the past or at present with sensitive energy covering the knee region. Some of these experiments achieved remarkable progress in recent years. Firstly the energy resolution was improved and the statistics increased for the all-particle spectrum measurement around the knee energy ([10] and refs. therein). Second, several experiments extended the range of their energy spectrum and therefore make it possible to connect their own spectrum with the one measured from balloon-borne experiments at low energy and from UHECR experiments at the highest energy end, which in turn assures that the absolute energy scale is properly calibrated for each individual experiment. Thirdly, at lower energy the electron spectrum is measured and new features are uncovered at about 1 TeV energy ([11], [12], [13], [14], [15]), which has an impact on high energy cosmic ray physics. As a brief summary, Fig.2 shows a compilation of currently available spectra for all particles and for proton, antiproton, electron, positron, gamma ray and atmospheric neutrino. Spectra for other nuclei are shown in Fig.3.

Many good review articles are available in the literature on the subject of cosmic rays observation. One most recent example can be found in ([38] and refs. therein). In this conference, new measurements of the spectrum and composition of cosmic rays around the knee energy are presented for various detector techniques ([39], [40], [41]). In general, all-particle spectra of those experiments agree reasonably well with previously published results. The situation for composition measurements has not much improved and remains quite model dependent ([42], [43], [44], [45], [46], [47], [48]). As an example, using the muon multiplicity information, GRAPES-3 studied the primary composition up to PeV energies with SIBYLL and QGSJET models. Significant

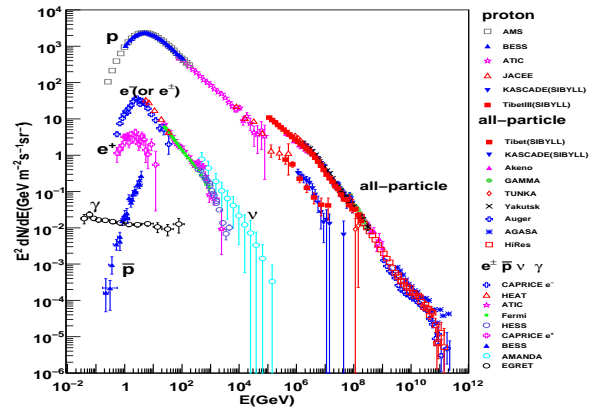


Fig. 2. Compilation of the cosmic ray spectra, updated with respect to the compilation by T.K.Gaisser in [16]. Cited data: proton, AMS [17], BESS [18], ATIC [19][20], JACEE [21], KASCADE(SIBYLL) [22], TibetIII(SIBYLL) [23]; all-particle, Tibet(SIBYLL) [24], KASCADE(SIBYLL) [25], Akeno [26], GAMMA [27], TUNKA [28], Yakutsk [29], Auger [30], AGASA [31], HiRes [32]; $e^\pm p \nu \gamma$, CAPRICE e^- [33], HEAT [34], Fermi [15], HESS [13], [14], CAPRICE e^+ [33], BESS [35], AMANDA [36], EGRET [37].

differences are seen between the two model assumptions. They found that SIBYLL model better describes data than QGSJET; the former one can make the individual spectra better agree with the direct measurement. The same conclusion was obtained when comparing the composition results of the Tibet AS γ with the KASCADE experiment [23]. Following the successful measurement of the Fe spectrum from 13-200TeV with HESS telescope [49], VERITAS reported their preliminary Fe spectrum measurement with the same direct Cerenkov light detection method and demonstrated that the new approach is rather promising for composition study up to PeV energies [50].

As for the multi-TeV cosmic rays anisotropy, what had been observed by the Tibet AS γ experiment [51] is now confirmed by the ARGO-YBJ experiment [52]. The stability of the anisotropy is reported by the Tibet AS γ experiment with data taken over 9 years which almost covers half of a solar cycle [53]. The geomagnetic effect on the cosmic rays anisotropy has been studied for cosmic rays from 50 TeV to 5 PeV [54]. Though the effect is at 10% level, it can be well removed from the anisotropy measurement as this is a stable effect and only relevant for the horizontal coordinate system.

Preliminary results on the antiproton/proton ratio at few TeV energies is reported by ARGO-YBJ [55] and a sensitivity to exclude some of the current antiproton direct-production models is expected soon.

The Tibet AS γ has recently measured the all-particle spectrum from 100TeV to 100PeV with improved statistics and analysis [24]. Located at 4300 m above sea level, an altitude where the shower development almost reach its maximum for cosmic rays around the knee energy, the Tibet AS γ experiment can detect more secondary particles and thus has a very good resolution for the shower size (about 5% at PeV energy). As a matter of fact, the dominant contribution to the energy resolution (about 17% at PeV energy) comes from the interaction models and composition models, which demonstrates that the systematic uncertainty becomes the main source of experimental error for spectrum measurements around the knee energy. Nevertheless, with 55M events collected from November 2000 to October 2004, the experiment was able to observe a sharp knee structure with the world highest significance [10].

By simply considering that individual cosmic ray spectra follow a power law with a rigidity-dependent exponential cut off, the spectrum of individual nuclei can be fitted with a set of data measured from both direct and indirect experiments (represented by the dashed curves in Fig.3). Though the summation of the fitted individual spectra may well agree with the measured all-particle spectrum before and after the knee, the sharp knee structure measured by the Tibet AS γ experiment can not be reproduced (as shown by the dash curve in Fig.4) and another component is therefore required. It is found that such an additional component should have an index very close to -2 before the knee and with a very fast cut-off after the knee. Such a hard spectrum is surprisingly consistent with the expected cosmic rays spectrum at the source and indicates the possible existence of a nearby cosmic rays source([56], [57]).

One might argue that the above mentioned choice of the smooth exponential cutoff spectra for individual nuclei and a lower Helium spectrum, which is in favour of the results obtained by RUNJOB and Tibet AS γ , has lead to the necessity of the additional component. By adopting the sharp break double-power-law spectra and allowing the Helium to be the main component at the knee energy according to the measurement made by JACEE [21], ATIC([19], [20]), CREAM [61] and

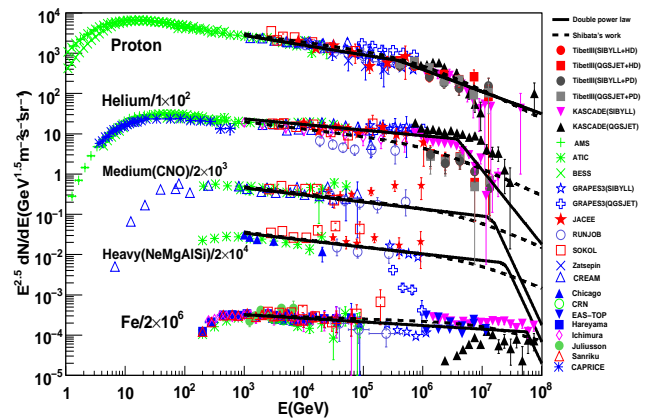


Fig. 3. Compilation of cosmic ray spectra for different mass groups. The Solid lines are obtained assuming a double power law spectrum for each mass group. For the case of proton, the RUNJOB and Tibet AS γ results are the input to the fit, and for the Helium, the JACEE and KASCADE (SIBYLL) are the input to the fit. As for all the other nuclei, parameters in ([9]) are used to describe the spectra before break, and all nuclei simply share one power law index parameter after the break (γ_{2nd}). The break position is assumed to be proportional to the mass of the nuclei, such as $A \times E_{cut}$. Both γ_{2nd} and E_{cut} are fitted to best describe the all particle spectrum above the knee. The dashed line are fitted from individual nuclei as described in ([56], [57]). Cited data: TibetIII(SIBYLL+HD), TibetIII(QGSJET+HD), TibetIII(SIBYLL+PD) and TibetIII(QGSJET+PD) [23], KASCADE(SIBYLL) and KASCADE(QGSJET) [25], AMS [17], ATIC [19], [20], BESS [18], GRAPES3(SIBYLL) and GRAPES3(QGSJET) [42], JACEE [21], RUNJOB [58], SOKOL [59], Zatsepin [60], CREAM [61], Chicago [62], EAS-TOP [63], Hareyama [64], Ichimura [65], Juliusson [66], Sanriku [67], CAPRICE [68].

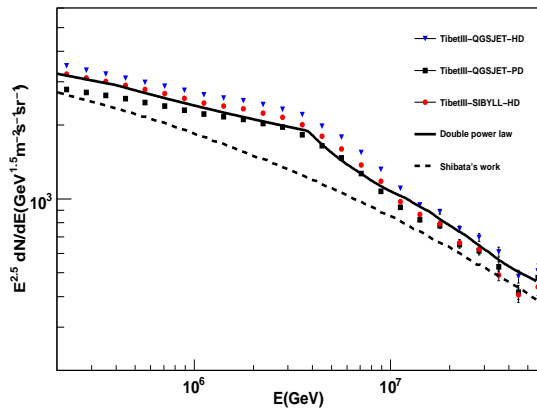


Fig. 4. Example of the sharp knee structure in all-particle spectrum as measured by the Tibet AS γ with different model assumptions [24]. Solid and dashed lines are the summation of the fitted spectra shown in Fig.3, respectively.

KASCADE (SIBYLL) [25], the sharp knee spectrum can be well reproduced, as shown by the solid lines in Fig.3-4. Comparing the solid and dashed line in Fig.3, we see that the main difference between the two fits is the different treatment of the experimental Helium spectra. And this demonstrates again the complicated situation in the composition measurement and the con-

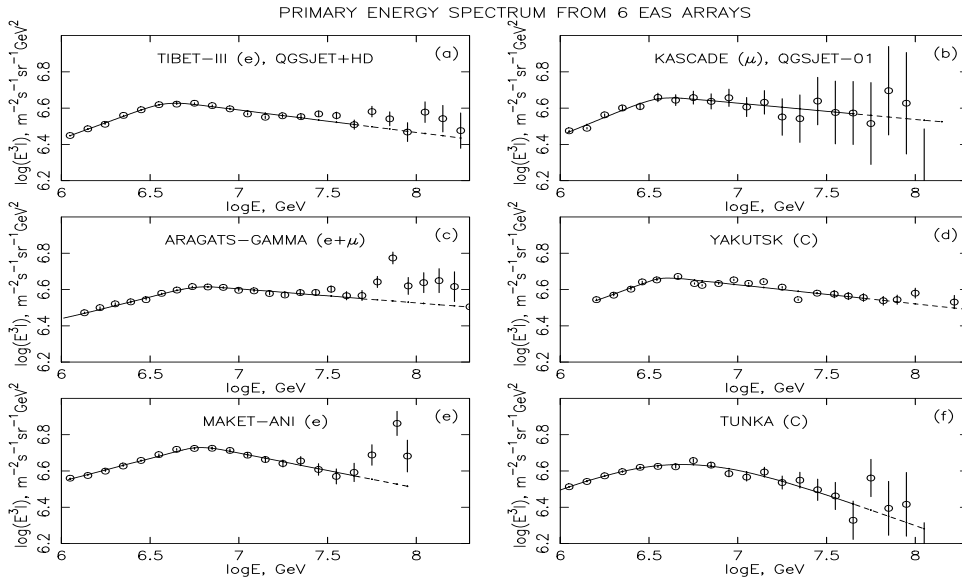


Fig. 5. All-particle spectrum covering the knee energy range as measured recently by 6 experiments (a:Tibet-III,b:KASCADE, c:GAMMA, d:Yakutsk, e:Maket-Ani and f:Tunka). The line shows the fitted spectrum with a free sharpness parameter as described in [10]. First 5 spectra exhibits sharp knee structure, and all 6 measured spectrum show deviation from the fitted one at high energy. The plot is taken from [10] where more details can be found.

sequence for the physics interpretation.

The sharp knee structure has been observed by many more experiments (Fig.5) and naively favors the single nearby source explanation([10] and the refs. therein). However the observation of the unexpected small cosmic ray anisotropy above 100 TeV requires a fine tuning of the source direction and cosmic ray intensity in order to make it cancel with the effect from the diffusion of the cosmic rays in the galaxy [69]. Nevertheless, if single nearby source is the right explanation, the sharp knee should not be the only feature in the spectrum around the knee and a careful analysis of the spectrum around the knee would be necessary. By redefining a dimensionless energy in respect with the knee position, the difference between the absolute energy scale of individual experiments can be removed, and the deviation of the observed spectrum from the fitted spectrum can be combined for all experimental data. With improved statistics, the combined result exhibits rather clearly the peculiarities at the position expected for CNO group and Fe group if the knee corresponds to the position of Helium (Fig.6). From this point of view, the irregularities also support the single nearby source model [10].

As we mentioned earlier, the recent electron and positron observations made by ATIC, PAMELA, HESS and Fermi show clearly the electron and positron excesses from 10GeV-1TeV, a cut off spectrum at 1 TeV is also evident. This feature of the electron spectrum agrees reasonably well with the single source prediction made a few year ago [70]. This agreement is in turn regarded as a new evidence in support of the single source model. On the other hand,the excess and cut-off of the electron and positron spectrum reminds that similar behavior appears in the cosmic rays spectrum

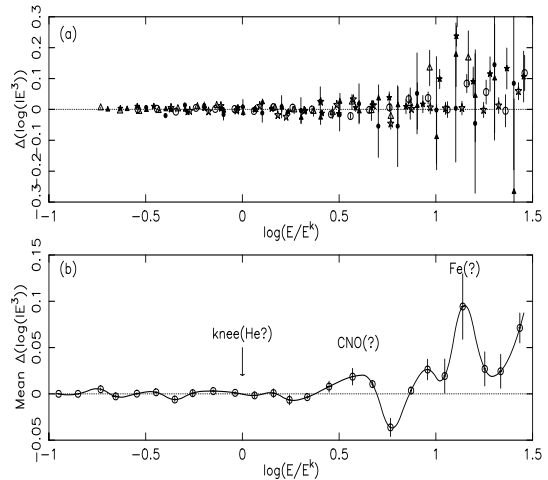


Fig. 6. The deviation of the measured spectrum from the fitted one (a) before and (b) after the combination of all 6 experiments. See [10] for details.

whenever a threshold interaction is involved, such as in the case of pion production leading to GZK spectrum ([71], [72]) and the $e+e^-$ pair production leading to the dip (and bump) spectrum at EeV energies [73]. One recent work [8] suggests to explain simultaneously the electron/positron excess and the knee of the cosmic ray spectrum by introducing the pair production of electrons and positrons via the interaction between PeV cosmic rays and ambient infrared radiation background photons at the source location. Interestingly speaking, such a picture can also naturally explain the sharp knee structure owing to the pileup of events at the break points, which bump up the spectrum and make the knee apparently

sharper after summing over contributions from all nuclei. One might guess that these pileups may be able to account as well for the irregularities mentioned in last paragraph, but a more quantitative calculation is needed.

In short, no matter what the true reason behind those phenomena is, we feel it safe to conclude that either there exists one dominant source, maybe nearby or maybe not so nearby but strong (e.g., the galactic center can be one such candidate as has been proposed in [74], [75], [76]), or there exists one highly standard source, which dominates the production of the galactic cosmic rays. To clarify this issue, we need to better measure the composition of cosmic rays around the knee energy. To reach this goal, we should first improve our knowledge on hadronic interactions.

III. TEST OF HADRONIC INTERACTION MODELS

The importance of the hadronic interaction models can well be understood through the schematic diagram presented in [77]. As has been explained in the previous section, spectrum and composition of cosmic rays around the knee energy have to be measured by the ground based experiments, which measure only a profile of the extended air shower at observation level. The experimental data are the convolution of the primary cosmic ray distributions with all the effects related to the atmospheric cascading, which is governed by the hadronic interaction and electromagnetic interaction. When doing the data analysis, one needs to deconvolute the data and extract the primary cosmic ray information. Thanks to the quantum electrodynamic theory, electromagnetic cascading can be well described, but unfortunately non-perturbative calculations for the QCD theory is in practice not possible, and hence the calculation of the hadronic interaction in EAS has to rely on phenomenological models. Currently, a few hadronic interaction models are available and their agreement with observations keep improving. In general, those models extrapolate - for the purpose of cosmic ray research - the results obtained by accelerator experiments for the central rapidity region to the forward rapidity region. The validation of this extrapolation needs to be tested and further improved.

Whereas the LHCf [78] and TOTEM experiments will study the very forward region physics with proton-proton beams at very high center of mass energy of about 100PeV, which is directly relevant to the longitudinal shower profile, NA61-SHINE [79] studies the forward region at much low energies which are important to the lateral distribution of shower particles at ground level. NA61-SHINE had a successful run in 2007 with proton-carbon collisions at 31GeV and is scheduled to take data in 2009 with 31GeV proton beam as well as a pion beam at 158 and 350 GeV on carbon target. With a large acceptance and good particle identification capability in the forward region, those measurements will cover the cosmic ray phase space from knee energy up to ultra-high energies, from the point of view of the

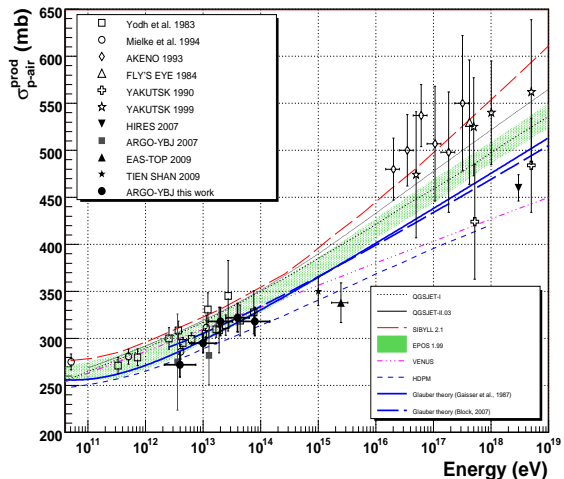


Fig. 7. Proton-air interaction cross section measured by various cosmic ray experiments together with the values given by several hadronic interaction models. Also shown are the predictions of two different calculations based on Glauber theory applied to accelerator data (see [85] and refs. therein).

last hadronic interactions happening in the shower. Low energy hadronic interaction models are also tested [80] with proton and antiproton fluxes measured by BESS experiment and Mt.Norikura experiment. While FLUKA can describe better the proton spectrum than other two models, UrQMD and GHEISHA on the contrary, show much better agreement with antiproton spectrum than FLUKA. In conclusion, more experimental results are necessary to clarify the confused situation.

As a complementary, cosmic rays experiments are also contributing to improving the hadronic interaction models. New measurements of the cross section between cosmic rays and atmospheric nuclei are presented by the ARGO-YBJ [81] and TienShan experiments [82]. Both experiments measured a smaller cross section of proton-Air interaction than what had been adopted in models. The new results are well consistent with the conclusions obtained by the model developers. By comparing the model calculation and KASCADE observation, both QGSJET [83] and EPOS [84] prefer a lower cross section between proton and air. Fig.7 shows a compilation of the proton-air interaction cross section measurements and their comparison with calculations and values used in models.

Forward region interactions could also be studied by cosmic ray experiments if there would not be the so called “entanglement” problem, which stands for the embarrassing situation that EAS experiments have only shower information at ground level measured but the two convolution gradients, i.e., the primary composition and hadronic interaction, need to be extracted. As presented in ([86], [87]), the authors propose to resolve the problem by testing and refining the model at lower energy of about tens of TeV where the composition of cosmic rays has been unambiguously measured by balloon experi-

ments. After which, one can study the knee composition at higher energy with the improved models. Another interesting proposal [88] is to build a hybrid experiment, which combines a Cerenkov telescope with a traditional EAS array (e.g., to move KASCADE-Grande to HESS site). The telescope can be used to detect the direct Cerenkov light emitted from heavy nuclei as the light yield is proportional to the charge square of the cosmic ray particle. With this signal, a high purity Fe sample can be selected, and with the information recorded by the EAS array the hadronic interaction models can be studied. Given the fact that no plan has been proposed to study the forward region physics by heavy nuclei collisions in accelerator experiment, this idea seems to be very important to cosmic ray research at very high to extremely high energy.

Electromagnetic cascading has been much better understood except the LPM effect, which predicts a smaller cross section at high energy and in dense medium due to the multiple scattering. LPM effect is not only important to the high energy electron-positron observation, but is also important for high energy hadronic interactions and neutrino physics. Experimentally, the LPM effect was clearly demonstrated [89] for electron energies above about 50GeV. Those new results might be helpful in understanding the discrepancy between the ATIC and Fermi electron/positron spectrum.

Being the first and largest carpet structure detector in the world, and owing to its very fine granularity in temporal and spacial measurement, the ARGO-YBJ experiment presented preliminary results on the time structure of the extensive air shower front [90] distribution and multi-core event search [91]. In general, data agree with model prediction, but more careful work will be necessary.

So far, we have assumed that no new physics is necessary to explain the knee structure or other unusual events observed in cosmic rays around the knee energy. In case that new physics is involved in the formation of the knee spectrum (e.g., new heavy particles, resonance states, quark gluon plasma etc), it is suggested in [77] that the muon energy measurement will be unavoidable in order to understand the full story of the knee. The same paper says that a Russian-Italian complex NEVOD-DECOR, which uses the water Cerenkov technique, is about ready to do this measurement, yet a standard EAS array is preferred to be added to the complex.

IV. MUON PHYSICS

Muons are one important EAS component, which carries rich information about the properties of primary cosmic rays and hadronic cascading interaction in the atmosphere ([92], [93], [94]). By muons alone, one can study the cosmic ray anisotropy, or search for point sources, or study the mass composition ([95], [96], [97]). What concerns model studies, the muon charge ratio is of particularly interesting, as it is closely related to the hadronic production and decay of the charged pions

and kaons in the forward region, and it is sensitive to the primary composition. The energy dependent muon charge ratio from a few hundred MeV to multi-TeV has been well measured and shows generally good agreement with the current model prediction within experimental errors for muon energies below 1TeV ([98], [99], [100], [101], [102]). When the muon energy is above 1TeV, observation shows that model prediction underestimates the muon charge ratio [103]. With the muon charge ratio at higher energy, MC simulation shows that WILLI-EAS will have a rather good sensitivity in testing the hadronic interaction models up to PeV energy [98].

Atmospheric muons originate in the decay of charged pions and kaons produced in the hadronic cascading interaction. The intensity of the muon flux is determined by two competing processes, the decay of the mesons and the interaction of mesons with the atmospheric nuclei. The lower the effective atmospheric temperature, the higher the atmospheric density, the more chance for interaction to happen compared to decay, and less is the observed muon flux. This sensitive correlation between atmospheric temperature and muon flux makes it a useful tool in monitor the atmospheric variation ([100], [104]) and probe the Antarctic ozone hole dynamics and temporal behaviour of the stratospheric temperature ([105], [106]).

Due to the very strong penetration power, atmospheric muons are the most important background for underground experiments, such as the direct DM search and neutrino experiments. The LVD experiment presented a very clear annual muon flux modulation based on 8 years of data for muon energies great than 1.3TeV. As shown in Fig.8, the amplitude of the modulation is about $(1.5 \pm 0.1) \%$ and the maximum intensity happens in early July [107]. Probably a pure coincident, both amplitude and phase are very close to what has been observed by DAMA/NaI and DAMA/LIBRA experiment in the same underground laboratory (Fig.9, and [108] for details). It would be of interest for both LVD and DAMA to perform an analysis of the daily modulation. The daily modulation should be of similar significance as the annual modulation of atmospheric muon but not so the modulation due to the DM interaction. As the temperature difference between winter and summer is only about twice that of day and night, while in case of DM induced modulation, the relevant velocity for annual modulation is about 30 km/s in comparison to the day and night effect of this velocity due to the rotation of the earth, which is only 1 km/s, a small effect.

The ANTARES experiment presented muon flux as a function of water depth from 2000 to 7000 m, this preliminary result agrees with previous measurements by other experiments. OPERA also reported their preliminary results on the underground muon spectrum at a conference talk [109].

Parameterization work on muon flux and spectrum in deep water or ice for the purpose of fast simulation have

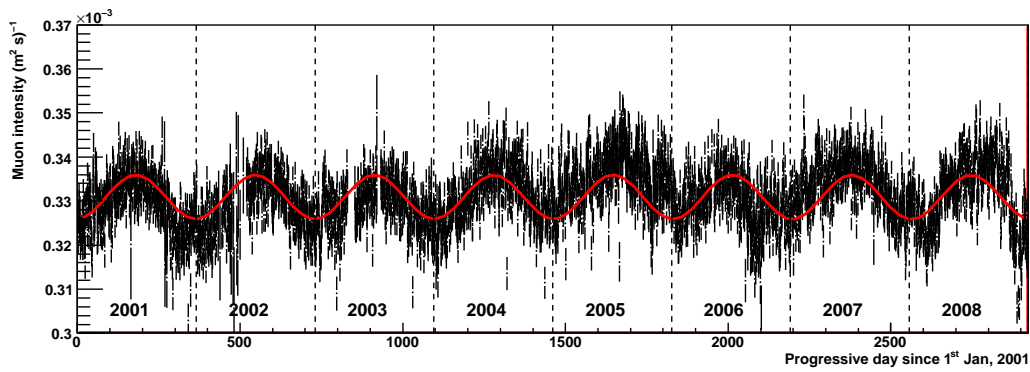


Fig. 8. Annual muon flux modulation for energies greater than 1.3 TeV observed by the LVD experiment. The amplitude is $1.5 \pm 0.1 \%$ and with a phase of 185 ± 15 days, with maximum in early July. Details can be found in [107].

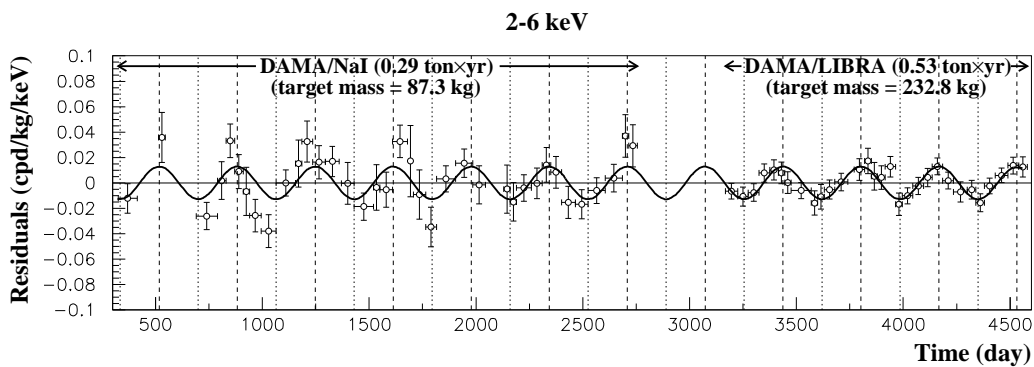


Fig. 9. Annual modulation observed by DAMA NaI and DAMA/LIBRA experiments with recoil energy between 2-6keV. The amplitude is (0.0129 ± 0.0016) cpd/kg/keV against an overall background counting rate of about 1 cpd/kg/keV (corresponding to a relative amplitude of about $1.3 \pm 0.1 \%$). The phase is 144 ± 8 days, with maximum in early June. Details can be found in [108].

been presented ([110], [111]). Predictions on muon flux and muon charge ratio up to PeV energy have also been calculated [112].

Given the fact that the muon component can be used to effectively discriminate the gamma ray showers from the overwhelming cosmic ray background showers, the Tibet AS γ experiment [2] and GRAPSE-3 [113] both decided to build or enlarge their muon detector in the near future. With which, the sensitivity of gamma ray observation will be improved by a factor of ten for Tibet AS γ in 100TeV energy range and by a factor of two for GRAPSE-3 in multi-TeV energy. In addition, a conceptual proposal [114] on a km^2 complex array at high altitude is presented for gamma ray astronomy observation with very interesting sensitivity. The center dense array and surrounding sparse array will be responsible for low and high energy, respectively. Each of the $100m^2$ unit detector towers will contain one electromagnetic layer at the top and two muon layers at the bottom, and the measured muon number will be used to reject the cosmic ray background and thus improve the sensitivity for the γ ray observation.

V. SUMMARY

More progress has been made in the study of the cosmic ray spectrum and more hints for a single source

model are presented. The compelling evidence for the origin of the galactic cosmic rays is not yet found and this situation imposes a strong demand and great interest in precisely measuring the mass composition of cosmic rays around the knee energy which heavily relies on the progress in understanding the hadronic interaction models. With the ongoing and upcoming activities, we are quite confident that many of the problems will be resolved soon.

VI. ACKNOWLEDGMENTS

I would like to thank the organizers of the ICRC2009 for inviting me to give the Rapporteur talk and for their hospitality during my stay. I would like to thank L.K.Ding, Y.Q.Ma, M.Giller, M.Shibata and M.Takita for their very helpful comments, and thank B.Wang, J.L.Zhang, Q.Yuan, Y.Li, Y.Q.Guo, Z.Y.Feng, I.De Mitri and M.Selvi for making calculations, plots or comments. My full gratitude also goes to T. Kozanecki who helped a lot in smoothing my english writing. I also wish to thank Wei Wang for his long term help with my research work. The work is supported by Natural Sciences Foundation of China (Nos. 10725524 and 10675134), and by the Chinese Academy of Sciences (Nos.KJCX2-YW-N13)

REFERENCES

- [1] F. Aharonian, 2007, Science, 315, 70-72

- [2] M. Amenomori et al., 2009, ICRC, 0297
- [3] Z. Feng et al., 2009, ICRC, 0869
- [4] A.M. Hillas, 2005, J.Phys. G: Nucl.Part.Phys. 31, R95-R131
- [5] Y. Butt, 2009, Nature, 460, 701-704
- [6] G.V. Kulikov, G.B. Kristiansen, 1958, J. Exp. Theor. Phys., 35, 635
- [7] V. Ptuskin et al., 2009, ICRC, 0306
- [8] Hong-Bo Hu et al., 2009, ApJ, 700, L170-173
- [9] J.R. Horandel, 2006, J. Phys. Conf. Ser., 47, 41-50
- [10] A.D. Erlykin, A.W. Wolfendale, 2009, ICRC, 0301
- [11] J. Chang, et al. 2008, Nature, 456, 362
- [12] O. Adriani, et al., 2009, Nature, 458, 607
- [13] F. Aharonian, et al. 2008, Phys. Rev. Lett., 101, 261104
- [14] F. Aharonian, et al. 2009, arXiv:0905.0105
- [15] A.A. Abdo, 2009, Phys. Rev. Lett., 102, 181101
- [16] T.K. Gaisser, Feb 22-26, 2006, Proc. Workshop on Energy Budget in the High Energy Universe, University of Tokyo, Kashiwa, astro-ph/0608553
- [17] J. Alcaraz et al., 2000, Physics Letters B, 490, 27-35
- [18] T. Sanuki et al., 2000, ApJ, 545, 1135
- [19] H.S. Ahn et al., 2003, Proc. 28th ICRC, Tsukuba 1833
- [20] A. D. Panov et al., 2007, Bull. Russ. Acad. Sci.: Phys, 71, 494
- [21] K. Asakimori et al., 1998, ApJ, 502, 278
- [22] T. Antoni et al., 2005, Astropart. Phys. 24, 1-25
- [23] M. Amenomori et al., 2006, Phys. Lett. B 632, 58-64
- [24] M. Amenomori et al., 2008, ApJ, 678, 1165-1179
- [25] W.D. Apel et al. and KASCADE Coll., 2009, Astropart. Phys. 31, p. 86.
- [26] M. Nagano et al., 1984, J. Phys. G, 10, 1295
- [27] A.P. Garyaka et al., 2008, Journ. Phys. G: Nucl. Part. Phys., 35, 115201(18pp)
- [28] A.A. Ivanov et al., 2009, arXiv:0902.1016; 2009, New J. Phys. 11, 065008
- [29] A. Chilingarian et al., 2007, Astropart. Phys., 28, 58
- [30] T. Yamamoto et al., 2008, Proc. of 30th ICRC, Vol 4, 335.
- [31] K. Shinozaki et al., 2004, Nucl. Phys. B, Proc. Suppl., 136, 18-27.
- [32] R. U. Abbasi et al., 2004, Phys. Rev. Lett., 92, 151101 R. U. Abbasi et al., 2008, Phys. Rev. Lett., 100, 101101
- [33] M. Boezio et al. 2000, ApJ, 532, 653
- [34] S. W. Barwick et al. 1998, ApJ, 498, 779
- [35] S. Orito et al., 2000, Phys. Rev.Lett., 84, 1078 S. Haino et al. 2005, 29th ICRC, 3, 13
- [36] H. Geenen, 2003, ICRC, 3, 1313
- [37] P. Sreekumar et al., 1998, ApJ, 494, 523
- [38] J. Bluemer et al., 2009, Prog.Part.Nucl.Phys.63:293-338
- [39] S.M. Mari et al., 2009, ICRC, 0407
- [40] F. Kislak et al., 2009, ICRC, 0970
- [41] S.S. Zhang et al, 2009, ICRC, 0712
- [42] S.K. Gupta et al., 2009, ICRC, 1461
- [43] S.B. Besshapov et al., 2009, ICRC, 0214
- [44] V.B. Petkov et al., 2009, ICRC, 0421
- [45] Yu.V. Stenkin et al., 2009, ICRC, 0573
- [46] B. Ruzybayev et al., 2009, ICRC, 0737
- [47] M.G. Kogan et al., 2009, ICRC, 1213
- [48] K. Andeen et al., 2009, ICRC, 1429
- [49] F. Aharonian et al., 2007, Phys. Rev. D, 75, 042004-2
- [50] S. Wissel et al., 2009, ICRC, 0671
- [51] M. Amenomori et al., 2006, Science, 314, 439-442
- [52] J.L. Zhang et al., 2009, ICRC, 0814
- [53] M. Amenomori et al., 2009, ICRC, 0827
- [54] M. Khakian Ghomi et al., 2009, ICRC, 0574
- [55] Giuseppe Di Sciascio et al., 2009, ICRC, 0432
- [56] M. Amenomori et al., 2009, ICRC, 0294
- [57] M. Shibata, 2009, ICRC, 0295
- [58] V.A. Derbina et al., 2005, Astrophys.J. 628, L41
- [59] I.P. Ivanenko et al., 1993, 23rd ICRC, 2, 17
- [60] V. I. Zatsepin et al., 1993, Int. Cosm. Ray Conf., 2, 13
- [61] R. ZEI et al., 2007, 30th ICRC, Merida, 2, 23-26
- [62] P.S. Swordy et al., 1995, Proc. 24th ICRC, Rome, 2 652, D. Muller et al., ApJ. 1991, 374, 356-365
- [63] G. Navarra, 2003, Int. Cosm. Ray Conf., 1, 147
- [64] M. Hareyama, 1999, Int. Cosm. Ray Conf., 3, 105
- [65] M. Ichimura et al., 1993, Phys. Rev. D, 48, 1949
- [66] E. Juliusson, 1974, ApJ, 191, 331
- [67] E. Kamioka et al., 1997, Astropart. Phys. 6, 155
- [68] M. Boezio et al., 2003, Astropart. Phys. 19, 583
- [69] A.D. Erlykin, A.W. Wolfendale, 2006, Astro.Phys, Vol 25, Issue 3 183-194
- [70] A.D. Erlykin, A.W. Wolfendale, 2002, J.Phys.G: Nucl. Part. Phys., 28, 359
- [71] K. Greisen, Phys. Rev. Lett., 1966, 16, 748-750
- [72] G.T. Zatsepin, V.A. Kuzmin, JETP Lett., 1966, 4, 78-80
- [73] V. Berezhinsky, A.Z. Gazizov, S.I. Grigorieva, 2005, Phys Lett B, 612, 147-153
- [74] A. W. Wolfendale and D. M. Worrall, 1976, Nature 263, 482
- [75] V. S. Ptuskin and Y. M. Khazan, 1981, Soviet Astronomy 25, 547
- [76] M. Giler, 1983, J. Phys. G: Nucl. Phys. 9, 1139
- [77] A.A. Petrukhin et al., 2009, ICRC, 0884
- [78] J.N. Capdevielle et al., 2009, ICRC, 0212
- [79] Ioana C. Maris, 2009, ICRC, 1095
- [80] A. Bhadra, 2009, ICRC, 1321
- [81] C. Bleve, 2009, ICRC, 0319
- [82] A.P. Chubenko, 2009, ICRC 0222
- [83] J.H. Hoerandel, 2009, ICRC 0227
- [84] T. Pierog, 2009, ICRC, 0428
- [85] G. Aielli et al., to be appeared in Phys. Rev. D
- [86] M. Amenomori et al., 2009, ICRC, 0483
- [87] Y. Zhang et al., 2009, ICRC, 0875
- [88] R. Attallah et al., 2009, ICRC, 0066
- [89] T. Kobayashi et al., 2009, ICRC, 0836
- [90] A.K. Calabrese et al., 2009, ICRC, 0424
- [91] X.H. Ma, 2009, ICRC, 0682
- [92] J. Zabierowski et al., 2009, ICRC, 0171
- [93] P. Luczak, et al., 2009 ICRC, 0220
- [94] P. Doll, et al., 2009, ICRC, 0429
- [95] S. Mangano 2009, ICRC, 1131
- [96] E.W. Grashorn, 2009, ICRC, 1140
- [97] J. Reichenbacher, 2009, ICRC, 1339
- [98] B. Mitrica et al., 2009, ICRC, 0128
- [99] M. Sioli, 2009, ICRC, 0141
- [100] M. Goodman, 2009 ICRC, 0191
- [101] N. Yu. Agafonova et al., 2009, ICRC, 0921
- [102] J.K. de Jong et al., 2009, ICRC, 1057
- [103] G. Battistoni et al., 2009 ICRC, 0177
- [104] M. Goodman, 2009, ICRC, 0192
- [105] J.K. de Jong et al., 2009, ICRC, 1060
- [106] S. Tilav et al., 2009, ICRC, 1398
- [107] M. Selvi et al., 2009, ICRC, 0766
- [108] R. Bernabei et al., 2008, Eur.Phys.J.C56:333-355
- [109] Talk presented by M. Sioli on July 9, 2009
- [110] X. Bai et al., 2009, ICRC, 0642
- [111] M. Bazzotti et al., 2009, ICRC, 0738
- [112] A.A. Kochanov et al., 2009, ICRC, 0962
- [113] P.K. Mohanty et al., 2009, ICRC, 1180
- [114] S. Federici et al., 2009, ICRC, 0436