

Unified Dark Matter models with fast transition

Oliver F. Piattella^{a,b,c}, Daniele Bertacca^{c,d,e}, Marco Bruni^c and Davide Pietrobon^{c,f}

^a *Dipartimento di Scienze Fisiche e Matematiche, Università dell'Insubria, Via Valleggio 11, 22100 Como, Italy*

^b *INFN, sez. di Milano, Via Celoria 16, 20133 Milano, Italy*

^c *Institute of Cosmology and Gravitation, University of Portsmouth, Dennis Sciama Building, Portsmouth PO1 3FX United Kingdom*

^d *Dipartimento di Fisica Galileo Galilei Università di Padova*

^e *INFN Sezione di Padova, via F. Marzolo, 8 I-35131 Padova, Italy*

^f *Dipartimento di Fisica, Università di Roma Tor Vergata, via della Ricerca Scientifica 1, 00133 Roma, Italy*

E-mails: oliver.piattella@uninsubria.it, bertacca@pd.infn.it, marco.bruni@port.ac.uk, davide.pietrobon@roma2.infn.it

ABSTRACT: We investigate the general properties of Unified Dark Matter (UDM) fluid models where the pressure and the energy density are linked by a barotropic equation of state (EoS) $p = p(\rho)$ and the perturbations are adiabatic. The EoS is assumed to admit a future attractor that acts as an effective cosmological constant, while asymptotically in the past the pressure is negligible. UDM models of the dark sector are appealing because they evade the so-called “coincidence problem” and “predict” what can be interpreted as $w_{DE} \approx -1$, but in general suffer the effects of a non-negligible Jeans scale that wreak havoc in the evolution of perturbations, causing a large Integrated Sachs-Wolfe effect and/or changing structure formation at small scales. Typically, observational constraints are violated, unless the parameters of the UDM model are tuned to make it indistinguishable from Λ CDM. Here we show how this problem can be avoided, studying in detail the functional form of the Jeans scale in adiabatic UDM perturbations and introducing a class of models with a fast transition between an early Einstein–de Sitter CDM-like era and a later Λ CDM-like phase. If the transition is fast enough, these models may exhibit satisfactory structure formation and CMB fluctuations. To consider a concrete case, we introduce a toy UDM model and show that it can predict CMB and matter power spectra that are in agreement with observations for a wide range of parameter values.

KEYWORDS: Unified dark matter models, dark energy, dark matter, CAMB, speed of sound, Physics beyond Standard Model.

Contents

1. Introduction	1
2. Background and perturbative equations for a UDM model	3
3. Analysis of barotropic UDM models on the pressure-density plane	5
4. A toy model with fast transition	8
5. Analysis of the Jeans wave number during the transition	12
6. The CMB and matter Power spectra: toy model predictions	16
7. Conclusions	18

1. Introduction

In the last three decades the flat Λ CDM model [1, 2] has emerged as the standard “concordance” [3, 4] model of cosmology. It assumes General Relativity (GR) as the correct theory of gravity, with two unknown components dominating the dynamics of the late Universe: *i*) a cold collisionless Cold Dark Matter (CDM) describing some weakly interacting particles, responsible for structure formation, *ii*) a cosmological constant Λ [5, 6] making up the balance to make the Universe spatially flat and driving the observed cosmic acceleration [7, 8, 9, 10]. The main alternative to the cosmological constant is a more general dynamic component called Dark Energy (DE) [11, 12, 13]. Many independent observations support both the existence of a CDM component and that of a separate DE [10, 14, 15, 16, 17, 18, 19, 20, 21, 22].

Early proposals [1, 2] of the Λ CDM model were adding Λ to CDM in an attempt to conciliate in the simplest possible way the emerging inflationary paradigm, which requires a spatially flat Universe and an almost scale-invariant spectrum of perturbations, with the observed low density of matter. It should however be recognised that, while some form of CDM is independently expected to exist within any modification of the Standard Model of high energy physics, the really compelling reason to postulate the existence of DE has been the cosmic acceleration measured in the last decade [7, 8, 9, 10, 17, 18, 19, 20, 21]. It is mainly for this reason that it is worth investigating the hypothesis that CDM and DE are the two faces of a single Unified Dark Matter (UDM) component, thereby also avoiding the so-called “coincidence problem” [23].

Other attempts to explain the observed acceleration also exist, most notably by assuming a gravity theory other than GR, or an interaction between DM and DE (see e.g.

[11, 24, 25, 26, 27] and [28, 29, 30, 31, 32, 33, 34]). In this paper however we focus on UDM models, where this single matter component provides an explanation for structure formation and cosmic acceleration.

In general, in the Λ CDM model or in most models with DM and DE, the CDM component is free to form structures at all scales, with DE only affecting the general overall expansion [11, 12, 13]. Instead, a general feature of UDM models is the possible appearance of an effective sound speed, which may become significantly different from zero during the Universe evolution, then corresponding in general to the appearance of a Jeans length (i.e. a sound horizon) below which the dark fluid does not cluster (e.g. see [35, 36, 37]). Moreover, the presence of a non-negligible speed of sound can modify the evolution of the gravitational potential, producing a strong Integrated Sachs Wolfe (ISW) effect [36]. Therefore, in UDM models it is crucial to study the evolution of the effective speed of sound and that of the Jeans length.

Several adiabatic fluid models and models based on non canonical kinetic Lagrangians have been investigated in the literature. For example, the generalised Chaplygin gas [38, 39, 40] (see also [41, 42, 43, 44, 45, 46, 47, 48, 49, 50, 51]), the Scherrer [52] and generalised Scherrer solutions [53], the single dark perfect fluid with “affine” 2-parameter barotropic equation of state (see [54, 37] and the corresponding scalar field models [55]) and the homogeneous scalar field deduced from the galactic halo space-time [56, 57]. In general, in order for UDM models to have a background evolution that fits observations and a very small speed of sound, a severe fine-tuning of their parameters is necessary (see for example [37, 47, 48, 49, 50, 52, 58, 59]). Finally, one could also easily reinterpret UDM models based on a scalar field Lagrangian in terms of generally non-adiabatic fluids [60, 61] (see also [53, 62]). For these models the effective speed of sound, which remains defined in the context of linear perturbation theory, is not the same as the adiabatic speed of sound (see [35], [63] and [64]). In [62] a reconstruction technique is devised for the Lagrangian, which allows to find models where the effective speed of sound is small enough, such that the k -essence scalar field can cluster (see also [65]).

In the present paper we investigate the possibility of constructing adiabatic UDM models where the Jeans length is very small, even when the speed of sound is not negligible. In particular, our study is focused on models that admit an effective cosmological constant and that are characterised by a short period during which the effective speed of sound varies significantly from zero. This allows a fast transition between an early matter dominated era, which is indistinguishable from an Einstein–deSitter model, and a more recent epoch whose dynamics, background and perturbative, are very close to that of a standard Λ CDM model.

To consider a concrete example, we introduce a 3-parameter class of toy UDM adiabatic models with fast transition. One of the parameters is the effective cosmological constant ρ_Λ or, equivalently, the corresponding density parameter Ω_Λ ; the other two are ρ_s and ρ_t , respectively regulating how fast the transition is and the redshift of the transition. Studying the Jeans scale in these models we find an approximate analytical relation that sets a constraint on these two parameters, a sufficient condition that ρ_s and ρ_t have to satisfy in order for the models to be minimally viable. This relation can be used to fix ρ_s

for any given ρ_t : in this case, with respect to a flat Λ CDM, in practice our models have one single extra parameter. With the help of this relation we establish our main result: if the fast transition takes place early enough, at a redshift $z \gtrsim 2$ when the effective cosmological constant is still subdominant, then the predicted background evolution, Cosmic Microwave Background (CMB) anisotropy and linear matter power spectrum are in agreement with observations for a broad range of parameter values. In practice, in our toy models the predicted CMB and matter power spectra do not display significant differences from those computed in the Λ CDM model, because the Jeans length remains small at all times, except for negligibly short periods, even if during the fast transition the speed of sound can be large. In other words, this kind of adiabatic UDM models evade the “no-go theorem” of Sandvik *et al* [50] who, studying the generalised Chaplygin gas UDM models, showed that this broad class must have an almost constant negative pressure at all times in order to satisfy observational constraints, making these models in practice indistinguishable from the Λ CDM model (see also [37]).

The paper is organised as follows: in section 2 we introduce the basic equations describing the background and the perturbative evolution. In section 3 we use the pressure-density plane to analyse the properties that a general barotropic UDM model has to fulfil in order to be viable. In section 4 we introduce our toy UDM model with fast transition and study its background evolution, comparing it to a Λ CDM. In section 5 we analyse the properties of perturbations in this model, focusing on the the evolution of the effective speed of sound and that of the Jeans length during the transition. Then, using the CAMB code [66], in section 6 we compute the CMB and the matter power spectra. Finally, section 7 is devoted to our conclusions.

2. Background and perturbative equations for a UDM model

We assume a spatially flat Friedmann-Lemaître-Robertson-Walker (FLRW) cosmology. The metric then is $ds^2 = -dt^2 + a^2(t)\delta_{ij}dx^i dx^j$, where t is the cosmic time, $a(t)$ is the scale factor and δ_{ij} is the Kronecker delta. The total stress-energy tensor is that of a perfect fluid: $T_{\mu\nu} = (\rho + p)u_\mu u_\nu + pg_{\mu\nu}$, where ρ and p are, respectively, the energy density and the pressure of the fluid, while u^μ is its four-velocity. Starting from these assumptions, and choosing units such that $8\pi G = c = 1$, Einstein equations imply the Friedmann and Raychaudhuri equations:

$$H^2 = \left(\frac{\dot{a}}{a}\right)^2 = \frac{\rho}{3}, \quad (2.1)$$

$$\frac{\ddot{a}}{a} = -\frac{1}{6}(\rho + 3p), \quad (2.2)$$

where $H = \dot{a}/a$ is the Hubble expansion scalar and the dot denotes derivative with respect to the cosmic time. Assuming that the energy density of the radiation is negligible at the times of interest, and disregarding also the small baryonic component, ρ and p represent the energy density and the pressure of the UDM component.

The energy conservation equation is:

$$\dot{\rho} = -3H(\rho + p) = -3H\rho(1 + w), \quad (2.3)$$

where $w := p/\rho$ is the equation of state (hereafter EoS) “parameter”. In this paper we investigate a class of UDM models based on a barotropic EoS $p = p(\rho)$, i.e. those models for which the pressure is function of the density only (see e.g. [67] and [68] for a discussion of general properties of barotropic fluids as dark components). In this case, if the EoS allows the value $w = -1$, the barotropic fluid admits an effective cosmological constant energy density, i.e. a fixed point of Eq. (2.3) [67, 69, 54], which we will denote as ρ_Λ . Under very reasonable conditions (see the discussion below) this effective cosmological constant is unavoidable for barotropic fluids¹ [67, 69].

In order to properly describe the dynamics of the fluid we must consider the background EoS as well as the speed of sound which regulates the growth of fluid perturbations on different cosmological scales. In the following we shall confine our study to the simplest hypothesis that the EoS remains of the barotropic form $p = p(\rho)$ when we allow for perturbations: in this case our models will be adiabatic, and the effective and adiabatic speeds of sound will coincide, see e.g. [70, 71, 72, 35]. Other choices for the perturbed spacetime are possible, see [37] for a recent practical example.

Let us consider small perturbations of the FLRW metric in the longitudinal gauge, using conformal time η : $ds^2 = -a^2(\eta) [(1 + 2\Phi) d\eta^2 - (1 - 2\Phi) \delta_{ij} dx^i dx^j]$, where Φ is the gravitational potential.

Defining

$$u := \frac{2\Phi}{\sqrt{\rho + p}} \quad (2.4)$$

and linearising the 0-0 and 0-i components of Einstein equations, for a plane-wave perturbation $u \propto \exp(i\mathbf{k} \cdot \mathbf{x})$ one obtains the following second order differential equation [73, 58, 36]:

$$u'' + k^2 c_s^2 u - \frac{\theta''}{\theta} u = 0, \quad (2.5)$$

where the prime is the derivative with respect to the conformal time η , c_s^2 is the effective speed of sound and

$$\theta := \sqrt{\frac{\rho}{3(\rho + p)}}(1 + z), \quad (2.6)$$

with z the redshift, $1 + z = a^{-1}$. In general, the adiabatic speed of sound is $c_{\text{ad}}^2 := p'/\rho'$; for an adiabatic fluid $c_s^2 = c_{\text{ad}}^2$.

Starting from Eq. (2.5), let us define the squared Jeans wave number [36]:

$$k_J^2 := \left| \frac{\theta''}{c_s^2 \theta} \right|. \quad (2.7)$$

Its reciprocal defines the squared Jeans length: $\lambda_J^2 := a^2/k_J^2$.

¹Since this effective cosmological constant trivially satisfies an energy conservation equation (2.3) on its own, a fluid admitting an effective ρ_Λ is always equivalent to two separate components, namely ρ_Λ itself and an “aether” fluid, see [67] and [68]. Obviously, this is more general; for instance, a scalar field with a potential admitting a non vanishing minimum $V_0 = V(\phi_0) \neq 0$ at - say - ϕ_0 , is equivalent to a cosmological constant $\rho_\Lambda = V_0$ and a scalar field in a potential $\tilde{V} = V - V_0$.

There are two regimes of evolution. If $k^2 \gg k_J^2$ and the speed of sound is slowly varying, then the solution of Eq. (2.5) is

$$u \simeq \frac{C}{\sqrt{c_s}} \exp\left(\pm ik \int c_s d\eta\right), \quad (2.8)$$

where C is an appropriate integration constant². On these scales, smaller than the Jeans length, the gravitational potential oscillates and decays in time, with observable effects on both the CMB and the matter power spectra [36].

For large scale perturbations, when $k^2 \ll k_J^2$, Eq. (2.5) can be rewritten as $u''/u \simeq \theta''/\theta$, with general solution

$$u \simeq \kappa_1 \theta + \kappa_2 \theta \int \frac{d\eta}{\theta^2}. \quad (2.9)$$

In this large scale limit the evolution of the gravitational potential Φ depends only on the background evolution, encoded in θ , i.e. it is the same for all k modes. The first term $\kappa_1 \theta$ is the usual decaying mode, which we are going to neglect in the following, while κ_2 is related to the power spectrum, see e.g. [64].

3. Analysis of barotropic UDM models on the pressure-density plane

A common way to study the properties of the EoS of DE is to consider the $(dw/d \ln a) - w$ phase space (see e.g. [74, 75, 76, 77]). Here we follow another approach, studying our models in the pressure-density plane, see Fig. 1. There are several motivations for this choice. First of all, in the barotropic case we are considering the pressure is a function of the density only, so it is natural to give a graphical description on the $p - \rho$ plane. Second, this plane gives an idea of the cosmological evolution of the dark fluid. Indeed, in an expanding Universe ($H > 0$) Eq. (2.3) implies $\dot{\rho} < 0$ for a fluid satisfying the null energy condition [78] $w > -1$ during its evolution, hence there exists a one-to-one correspondence between time and energy density. Finally, in the adiabatic case the effective speed of sound we have introduced in Eq. (2.5) can be written as $c_s^2 = dp/d\rho$, therefore it has an immediate geometric significance on the $p - \rho$ plane as the slope of the curve describing the EoS $p = p(\rho)$.

For a fluid, it is quite natural to assume $c_s^2 \geq 0$, which then implies that the function $p(\rho)$ is monotonic, and as such crosses the $p = -\rho$ line at some point ρ_Λ .³ From the point of view of the dynamics this is a crucial fact, because it implies the existence of an attracting fixed point ($\dot{\rho} = 0$) for the conservation equation (2.3) of our UDM fluid, i.e. ρ_Λ plays the

²This solution is exact if the speed of sound satisfies the equation $2c_s''c_s - 3(c_s')^2 = 0$, which implies

$$c_s = \frac{4}{(c_1\eta + c_2)^2},$$

where c_1 and c_2 are generic constants. A particular case is when $c_1 = 0$, for which the speed of sound is constant.

³Obviously, we are assuming that during the evolution the EoS allows p to become negative, actually violating the strong energy condition [78], i.e. $p < -\rho/3$ at least for some $\rho > 0$, otherwise the fluid would never be able to produce an accelerated expansion.

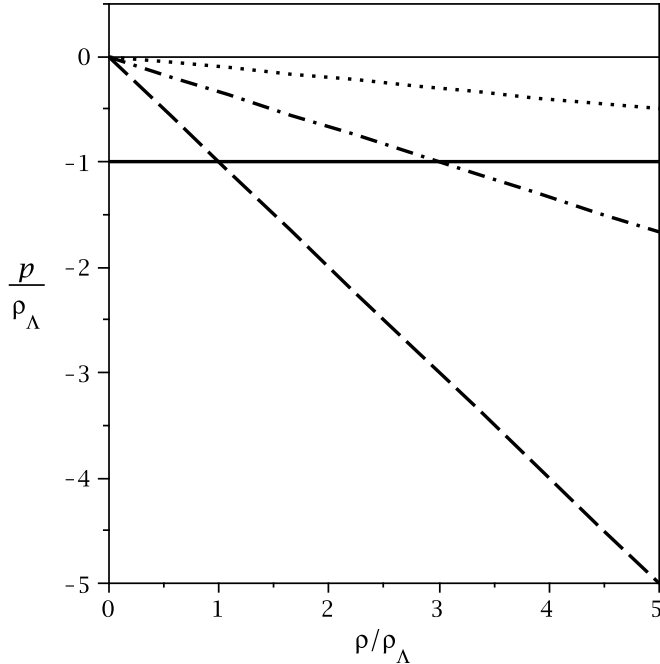


Figure 1: The UDM $p - \rho$ plane with the most important areas, (see the text for more detail). The dashed line represents the $p = -\rho$ line; the dash-dotted line represents the $p = -\rho/3$ line, the boundary between the decelerated expansion phase of the Universe and the accelerated one; the dotted line $p = -\rho/10$ represents a fictitious boundary, above which the CDM-like behaviour of the UDM fluid dominates. The pressure and the energy density are normalised to ρ_Λ . The Λ CDM model is represented here by the solid horizontal line $p/\rho_\Lambda = -1$, while the line $p = 0$ represents an EdS model, i.e. pure CDM.

role of an unavoidable effective cosmological constant. The Universe necessarily evolves toward an asymptotic de-Sitter phase, a sort of cosmic no-hair theorem (see [79, 80] and refs. therein and [67, 69, 54]).

We now summarise, starting from Eqs. (2.1-2.5) and taking also into account the current observational constraints and theoretical understanding, a list of the fundamental properties that an adiabatic UDM model has to satisfy in order to be viable. We then translate these properties on the $p - \rho$ plane, see Fig. 1.

1. We assume the UDM to satisfy the weak energy condition: $\rho \geq 0$; therefore, we are only interested in the positive half plane. In addition, we assume that the null energy condition is satisfied: $\rho + p \geq 0$, i.e. our UDM is a standard (non-phantom) fluid. Finally, we assume that our UDM models admit a ρ_Λ , so that an asymptotic $w = -1$ is built in.
2. We demand a dust-like behaviour back in the past, at high energies, i.e. a negligible pressure $p \ll \rho$ for $\rho \gg \rho_\Lambda$.⁴ In particular, for an adiabatic fluid we require that at

⁴Note that we could have $p \simeq -\rho_\Lambda$ and yet, if $\rho \gg \rho_\Lambda$, the Universe would still be in a matter-like era.

recombination $|w_{\text{rec}}| \lesssim 10^{-6}$, see [81, 37, 54, 55].

3. Let us consider a Taylor expansion of the UDM EoS $p(\rho)$ about the present energy density ρ_0 :

$$p \simeq p_0 + \alpha(\rho - \rho_0) , \quad (3.1)$$

i.e. an ‘‘affine’’ EoS model [37, 54, 55, 67] where α is the adiabatic speed of sound at the present time. Clearly, these models would be represented by straight lines in Fig. 1, with α the slope. The Λ CDM model, interpreted as UDM, corresponds to the affine model (3.1) with $\alpha = 0$ (see [67] and [54, 37]) and thus it is represented in Fig. 1 by the horizontal line $p = -\rho_\Lambda$. From the matter power spectrum constraints on affine models [37], it turns out that $\alpha \lesssim 10^{-7}$. Note therefore that, from the UDM perspective, today we necessarily have $w \simeq -0.7$.

Few comments are in order. From the points above, one could conclude that any adiabatic UDM model, in order to be viable, necessarily has to degenerate into the Λ CDM model, as shown in [50] for the generalised Chaplygin gas and in [37] for the affine adiabatic model⁵ (see [82, 83, 84] for an analysis of other models). In other words, one would conclude that any UDM model should satisfy the condition $c_s^2 \ll 1$ at all times, so that $k_J^2 \gg k^2$ for all scales of cosmological interest, in turn giving an evolution for the gravitational potential Φ as in Eq. (2.9):

$$\Phi_k \simeq A_k \left(1 - \frac{H}{a} \int a^2 d\eta \right) , \quad (3.2)$$

where $A_k = \Phi_k(0) T_m(k)$, $\Phi_k(0)$ is the primordial gravitational potential at large scales, set during inflation, and $T_m(k)$ is the matter transfer function, see e.g. [85].

On the other hand, let us write down the explicit form of the Jeans wave number:

$$k_J^2 = \frac{3}{2} \frac{\rho}{(1+z)^2} \frac{(1+w)}{c_s^2} \left| \frac{1}{2}(c_s^2 - w) - \rho \frac{dc_s^2}{d\rho} + \frac{3(c_s^2 - w)^2 - 2(c_s^2 - w)}{6(1+w)} + \frac{1}{3} \right| . \quad (3.3)$$

Clearly, we can obtain a large k_J^2 not only when $c_s^2 \rightarrow 0$, but also when c_s^2 changes rapidly, i.e. when the above expression is dominated by the $\rho dc_s^2/d\rho$ term. When this term is dominating in Eq. (3.3), we may say that the EoS is characterised by a fast transition.

Thus, viable adiabatic UDM models can be constructed which do not require $c_s^2 \ll 1$ at all times if the speed of sound goes through a rapid change, a fast transition period during which k_J^2 can remain large, in the sense that $k^2 \ll k_J^2$ for all scales of cosmological interest to which the linear perturbation theory of Eq. (2.5) applies. From point 3 above, at late times we must have $p \simeq -\rho_\Lambda$; on the other hand, at recombination we have $|w_{\text{rec}}| \lesssim 10^{-6}$ and the speed of sound is negligible, implying $p \approx \text{constant}$. Therefore, the transition will mark the passage from a very small (possibly vanishing) almost constant p to the

⁵From the point of view of the analysis of models in the $p - \rho$ plane of Fig. 1, the constraints found by Sandvik *et al* [50] on the generalised Chaplygin gas UDM models and by [37] on the affine UDM models simply amount to say that the curves representing these models are indistinguishable from the horizontal Λ CDM line.

asymptotic value $p \simeq -\rho_\Lambda$ or, in other words, from a pure CDM-like early phase to a post-transition Λ CDM-like late epoch. In addition, we may expect the transition to occur at relatively high redshifts, high enough to make the UDM model quite similar to the Λ CDM model at late times. Indeed, again from point 3 above, we infer that the fast transition should take place sufficiently far in the past, in particular during the dark matter epoch, when $\rho \gg \rho_\Lambda$. Otherwise, we expect that it would be problematic to reproduce the current observations related to the UDM parameter w , for instance it would be hard to have a good fit of supernovae and ISW effect data.

In the rest of the paper, in order to quantitatively investigate observational constraints on UDM models with fast transition, we introduce and discuss a toy model. In particular, we will explore which values of the parameters of this toy model fit the observed CMB and matter power spectra.

Finally, let us make a last remark on building phenomenological UDM (or DE) fluid models intended to represent the homogeneous FLRW background and its linear perturbations. A fast transition in a fluid model could be characterised by a large value of c_s^2 , even larger than 1. As far as the FLRW background evolution is concerned, this fact does not raise any issue: the background is homogeneous, and $c_s^2 = \dot{p}/\dot{\rho}$ does not actually represent a speed of sound, as there is nothing that could propagate in this case. For linear perturbations, at scales such that $k \ll k_J$ the solution of the Eq. (2.5) for the gravitational potential is Eq. (3.2). Therefore, for such scales there is no superluminal propagation. This is because Eq. (2.5) is the Fourier component of a wave equation with potential θ''/θ , and this potential does not allow propagation for $k \ll k_J$. In building a phenomenological fluid model, we can therefore choose values for the parameters of the model in order to always satisfy the condition $k \ll k_J$ for all k of cosmological interests to which linear theory applies, hence such a fluid model will be a good causal model for all scales that intends to represent. In other words, we can always build the fluid model in such a way that all scales smaller than the Jeans length $\lambda \ll \lambda_J$ correspond to those in the non-linear regime, i.e. scales beyond the range of applicability of the model. So, for these scales, no conclusions can be derived from the linear theory on the behaviour of perturbations of a UDM model with $c_s^2 \gtrsim 1$. To investigate these scales, one needs to be beyond the perturbative regime investigated here, possibly also increasing the sophistication of the fluid model in order to properly take into account the greater complexity of small scale non-linear physics and to maintain causality.

4. A toy model with fast transition

In the present section we introduce a toy model based on a hyperbolic tangent EoS, which is conveniently parametrised as

$$p = -\rho_\Lambda \left[\frac{1 - \tanh\left(\frac{\rho - \rho_t}{\rho_s}\right)}{1 - \tanh\left(\frac{\rho_\Lambda - \rho_t}{\rho_s}\right)} \right], \quad (4.1)$$

and is depicted in Fig. 2 for a typical shape. In the EoS (4.1) ρ_t is the typical energy scale at the transition, ρ_s is related to the rapidity of the transition, ρ_Λ is the effective

cosmological constant, i.e. $p(\rho_\Lambda) = -\rho_\Lambda$. This model reduces to a Λ CDM, which in the UDM language of the previous section is described by $p = -\rho_\Lambda$, in two limits:

$$\rho_t \rightarrow \infty \text{ and } \rho_s \rightarrow \infty.$$

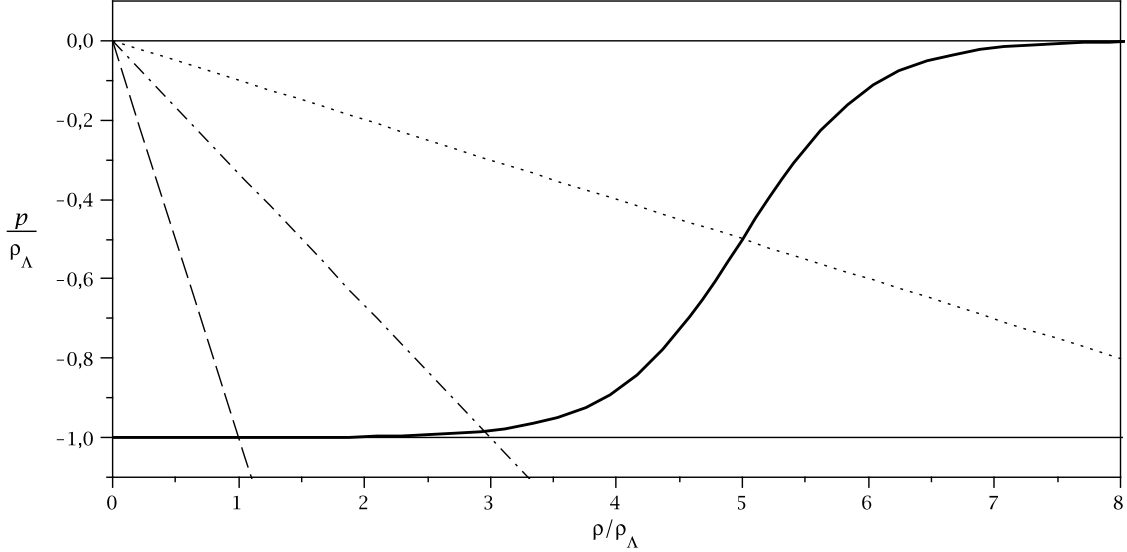


Figure 2: Illustrative plot of the EoS as a functions of the energy density for the hyperbolic tangent model. The parameters values are $\rho_t/\rho_\Lambda = 5$ and $\rho_s/\rho_\Lambda = 1$. The energy density and the pressure are normalised to ρ_Λ . The other five lines are the ones plotted and described in Fig. 1.

The main properties of the EoS (4.1) are the following:

1. The asymptotic behaviour of the pressure for $\rho \gg \rho_t$ is $p \approx 0$. From the considerations of the previous section, we expect $\rho_t \gg \rho_\Lambda$, which corresponds to a minimum value of the redshift z_t . For instance, we have $z_t \gtrsim 1.85$ if we want to have $\rho_t \gtrsim 10\rho_\Lambda$. In Figs. 3 we plot the evolution of w as a function of redshift, for $\rho_t/\rho_\Lambda = 10$ (left panel) and $\rho_t/\rho_\Lambda = 20$ (right panel), for three different choices of ρ_s/ρ_Λ . The solid line represents the Λ CDM model, while the horizontal lines respectively represent: a pure CDM model for $w = 0$; the boundary between the decelerated and the accelerated expansion phases of the Universe for $w = -1/3$. Clearly, from both panels, models with larger ρ_s/ρ_t ratio have a background evolution more similar to that of the Λ CDM model at all times. On the other hand, a smaller ρ_s/ρ_t ratio implies a faster transition between the CDM-like phase and the Λ CDM phase. In addition, we have the confirmation that the transition has to take place sufficiently far in the past, i.e. $\rho_t \gg \rho_\Lambda$, in order for the late time evolution of w to be in any case close to that of the Λ CDM model.

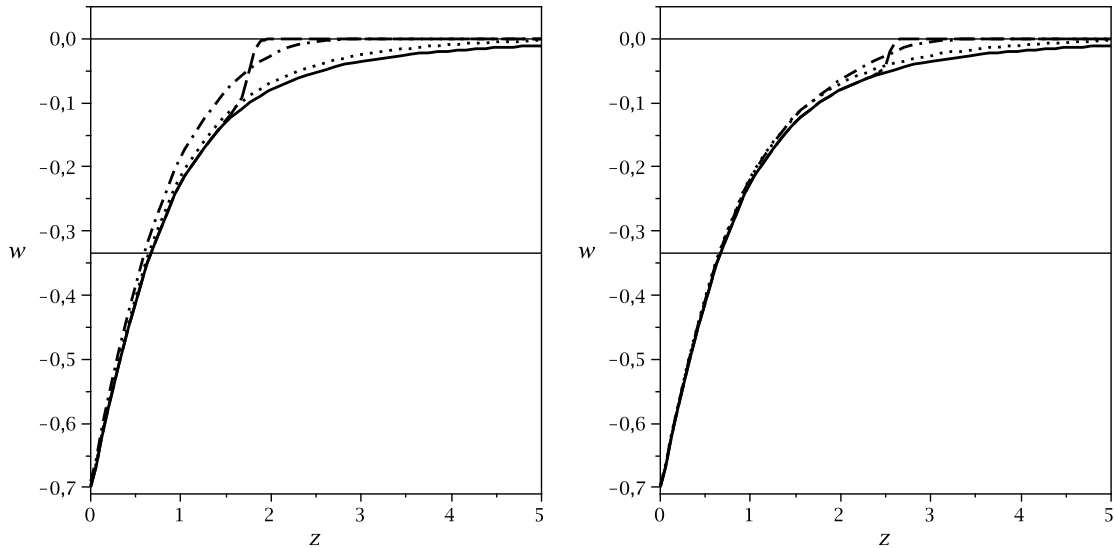


Figure 3: Evolution of the UDM parameter $w = p/\rho$ in the hyperbolic tangent model, for $\rho_t/\rho_\Lambda = 10$ (left panel) and $\rho_t/\rho_\Lambda = 20$ (right panel). For reference we also plot: the $w = 0$ line representing a flat pure CDM model (an EdS Universe); the $w = -1/3$ line representing the boundary between the decelerated and the accelerated phases; the solid curve representing the evolution of w for a typical Λ CDM model with $\Omega_\Lambda = 0.7$. In each panel, the three dashed, dash-dotted and dotted lines respectively correspond to $\rho_s/\rho_\Lambda = 1, 10, 100$. Clearly, the dotted lines correspond to UDM models with a slow transition, almost indistinguishable from a Λ CDM at all times, while the dashed lines well represent UDM models with a very fast transition from a pure CDM to a typical Λ CDM behaviour. The higher ρ_t/ρ_Λ , the earlier the UDM w transits to that of a Λ CDM.

2. The speed of sound is the following:

$$c_s^2 = \frac{\rho_\Lambda}{\rho_s} \frac{1 - \tanh^2\left(\frac{\rho - \rho_t}{\rho_s}\right)}{1 - \tanh\left(\frac{\rho_\Lambda - \rho_t}{\rho_s}\right)}, \quad (4.2)$$

illustrated in the left panel of Fig. 4. It attains its maximum value

$$c_s^2|_{\max} = \frac{\rho_\Lambda/\rho_s}{1 - \tanh\left(\frac{\rho_\Lambda - \rho_t}{\rho_s}\right)} \quad (4.3)$$

in $\rho = \rho_t$. For our analysis, there are two main cases to consider, assuming $\rho_t \gg \rho_\Lambda$:

- a) $\rho_t \ll \rho_s$. In this case, $c_s^2|_{\max} \sim \rho_\Lambda/\rho_s \sim 0$, so that the model is close to a Λ CDM at all times.
- b) $\rho_t \gg \rho_s$. In this case, we have two subcases: *bi*) $\rho_\Lambda \lesssim 2\rho_s$, for which $c_s^2|_{\max} \sim \rho_\Lambda/2\rho_s < 1$ or *bii*) $\rho_\Lambda \gtrsim 2\rho_s$, for which $c_s^2|_{\max} \sim \rho_\Lambda/2\rho_s > 1$. The latter subcase may in principle imply superluminal perturbations; fortunately, as we shall see, a-causal effects can be avoided if the transition is sufficiently fast.

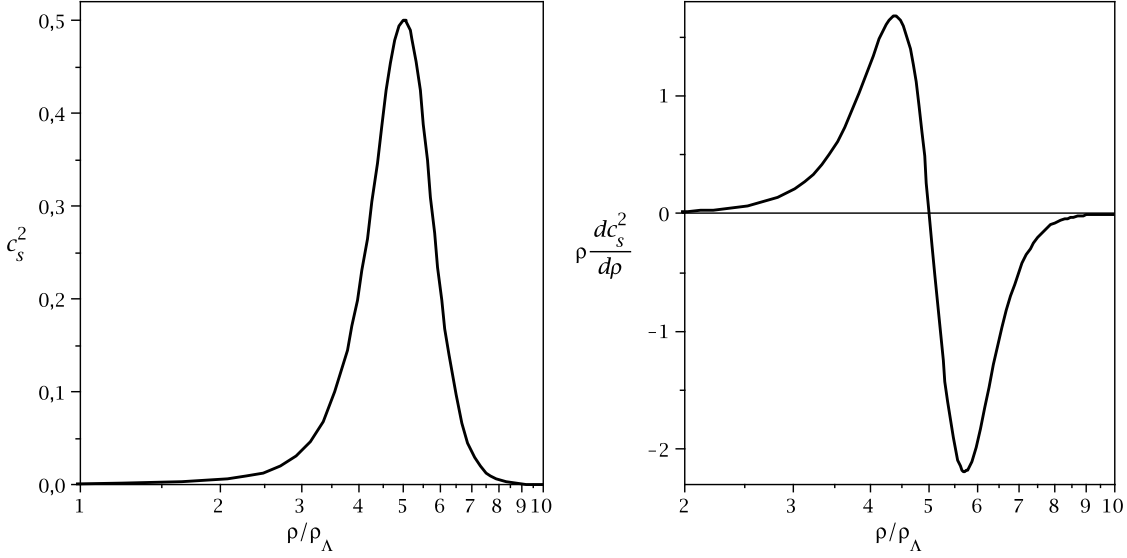


Figure 4: Illustrative plots of the speed of sound and $\rho dc_s^2/d\rho$ as functions of the energy density for the hyperbolic tangent model. The parameters values are $\rho_t/\rho_\Lambda = 5$ and $\rho_s/\rho_\Lambda = 1$. The energy density and the pressure are normalised to ρ_Λ .

3. As we explained in the previous section, in order to have a fast transition we must have $\rho dc_s^2/d\rho \gg 1$ in Eq. (3.3) for the Jeans wave number. This quantity is depicted in the right panel of Fig. 4. For the EoS (4.1) the derivative of c_s^2 is

$$\frac{dc_s^2}{d\rho} = -2 \frac{\rho_\Lambda}{\rho_s^2} \tanh\left(\frac{\rho - \rho_t}{\rho_s}\right) \frac{1 - \tanh^2\left(\frac{\rho - \rho_t}{\rho_s}\right)}{1 - \tanh\left(\frac{\rho_\Lambda - \rho_t}{\rho_s}\right)} = -\frac{2}{\rho_s} \tanh\left(\frac{\rho - \rho_t}{\rho_s}\right) c_s^2, \quad (4.4)$$

which attains its extrema at $\rho = \rho_t \pm \rho_s \tanh^{-1}(\sqrt{3}/3) \simeq \rho_t \pm 0.66\rho_s$. The maximum corresponds to the minus sign.

Clearly, the derivative of c_s^2 is important only in the case *b)* of the previous point. In this case the maximum is:

$$\rho \frac{dc_s^2}{d\rho} \Big|_{\max} \simeq \rho_t \frac{dc_s^2}{d\rho} \Big|_{\max} \simeq \frac{\rho_\Lambda \rho_t}{\rho_s \rho_s}. \quad (4.5)$$

For subcase *bii)*, $c_s^2 > 1$, we always have $\rho_\Lambda \rho_t / \rho_s^2 \gg 1$, while in subcase *bi)* there is also the possibility that $\rho_\Lambda \rho_t / \rho_s^2$ be small.

Let us now consider the case when the transition takes place at the lower limit $z_t \sim 1.85$, corresponding to $\rho_t \sim 10\rho_\Lambda$. In this case, from Eq. (4.5), the maximum is $10\rho_\Lambda^2/\rho_s^2$. Therefore, in order to have a fast transition, we must have $\rho_\Lambda \gtrsim \rho_s$. Then, it is inevitable from point *bii)* that, if we want the fast transition to take place just before the accelerated phase of the expansion of the Universe, we must have $c_s^2 > 1$. In this case, shortly after the transition the pressure rapidly approaches the asymptotic value $-\rho_\Lambda$.

5. Analysis of the Jeans wave number during the transition

The Jeans length is a crucial quantity in determining the viability of a UDM model, because of its effect on perturbations, which is then revealed in observables such as the CMB and matter power spectra. We now focus on the Jeans wave number for the toy UDM model introduced in the previous section and investigate its behaviour as a function of the speed of sound, in particular around $\rho = \rho_t$, in the middle of the transition where the speed of sound is at its peak.

Starting from the classification we presented in point 2 of the previous section, we are interested in the case *b*), namely $\rho_t \gg \rho_s$, because in this regime a fast transition in the EoS takes place. The majority of the adiabatic UDM models considered so far in the literature belongs to the case *a*) $\rho_t \ll \rho_s$ of point 2 of section 4. For the toy model Eq. (4.1) as well, $\rho_t \ll \rho_s$ implies that the pressure tends to $p \simeq -\rho_\Lambda$ at all times, i.e. to a Λ CDM, as shown in Fig. 3.

In the case of a fast transition, from Eq. (3.3) for the Jeans wave number, it is interesting to compare the term $\rho dc_s^2/d\rho$ with the remaining ones contained in the squared brackets, namely:

$$\mathcal{B} := \frac{1}{2}(c_s^2 - w) + \frac{3(c_s^2 - w)^2 - 2(c_s^2 - w)}{6(1 + w)} + \frac{1}{3}. \quad (5.1)$$

In Figs. 5-7 we plot $\rho dc_s^2/d\rho$, \mathcal{B} and the Jeans wave number k_J as functions of ρ/ρ_Λ . For the calculation of k_J we use $\rho_\Lambda = \Omega_\Lambda \rho_0$, with $\Omega_\Lambda = 0.7$ and the critical energy density $\rho_0 = 3H_0^2$, where H_0 is the Hubble constant. We choose $\rho_t = 100\rho_\Lambda$ in order to consider a transition sufficiently back in the Dark Matter epoch (see point 1 of section 4) and vary the ratio ρ_s/ρ_Λ , with $\rho_s = 10\rho_\Lambda, 10^{-1}\rho_\Lambda, 10^{-4}\rho_\Lambda$, in order to show examples of faster transitions. From the plots in Figs. 5-7 it is clear that the smaller ρ_s/ρ_Λ is, the larger is the difference between $\rho dc_s^2/d\rho$ and \mathcal{B} .

Moreover, from Fig. 5, $\rho dc_s^2/d\rho$ is negative for $\rho > \rho_t$, then for $\rho \approx \rho_t$ it increases becoming positive and intersecting the \mathcal{B} curve a first time for $\rho < \rho_t$. For smaller values of the energy density, $\rho dc_s^2/d\rho$ decreases again to zero, again intersecting the \mathcal{B} curve. In Figs. 6-7, the same behaviour of the curves takes place and since the difference between the two curves is much larger, we have chosen a logarithmic scale. Therefore, the negative part of $\rho dc_s^2/d\rho$ has been omitted.

The intersection points between the curves $\rho dc_s^2/d\rho$ and \mathcal{B} represent the moments at which the Jeans wave number k_J vanishes, as it can be seen from the right panels of Figs. 5-7. In general, around these points the corresponding Jeans length becomes very large, possibly causing all sort of problems to perturbations, with effects on CMB and structure formation in the UDM model. On the other hand, for sufficiently small ρ_s the transition is fast enough that *i*) in general the Jeans wave number becomes larger and *ii*) it becomes vanishingly small for extremely short times, so that the effects caused by its vanishing are sufficiently negligible, as we are going to show in the next section for the CMB and matter power spectra. As illustrated in Figs. 5-7, by choosing progressively smaller values of ρ_s we can obtain progressively larger Jeans wave numbers, while the curve $k_J(\rho)$ starts to show a plateau shape around the transition.

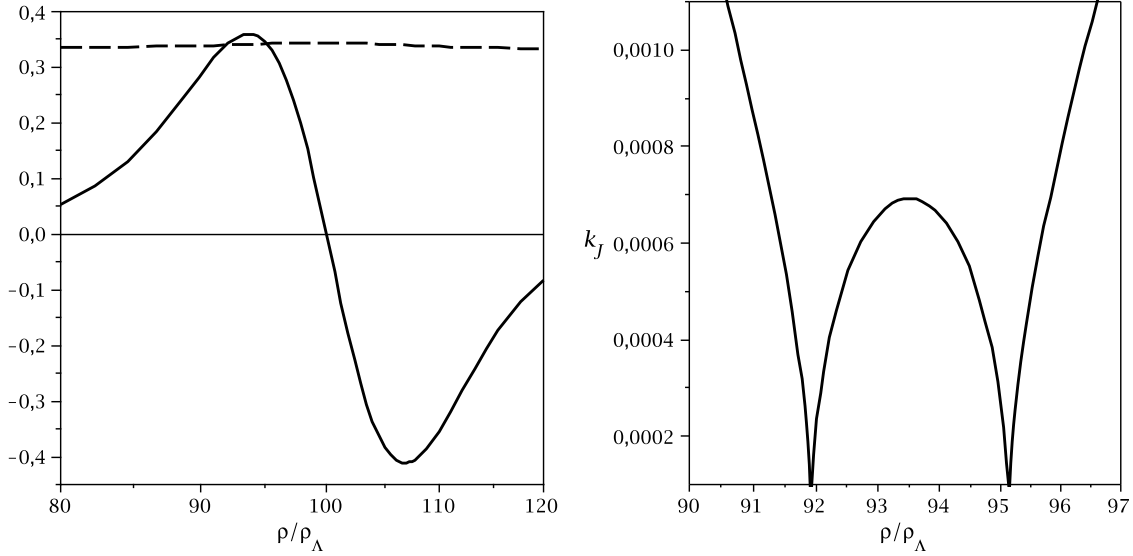


Figure 5: Left panel: evolution of $\rho dc_s^2/d\rho$ (solid line) and \mathcal{B} (dashed line) as functions of the energy density. Right panel: evolution of the Jeans wave number as function of the energy density ρ/ρ_Λ . The Jeans wave number k_J is in $h \text{ Mpc}^{-1}$ units and it has been calculated assuming $\Omega_\Lambda = 0.7$. The choice of the parameters is: $\rho_t = 100\rho_\Lambda$ ($z_t \simeq 5.14$) and $\rho_s = 10\rho_\Lambda$.

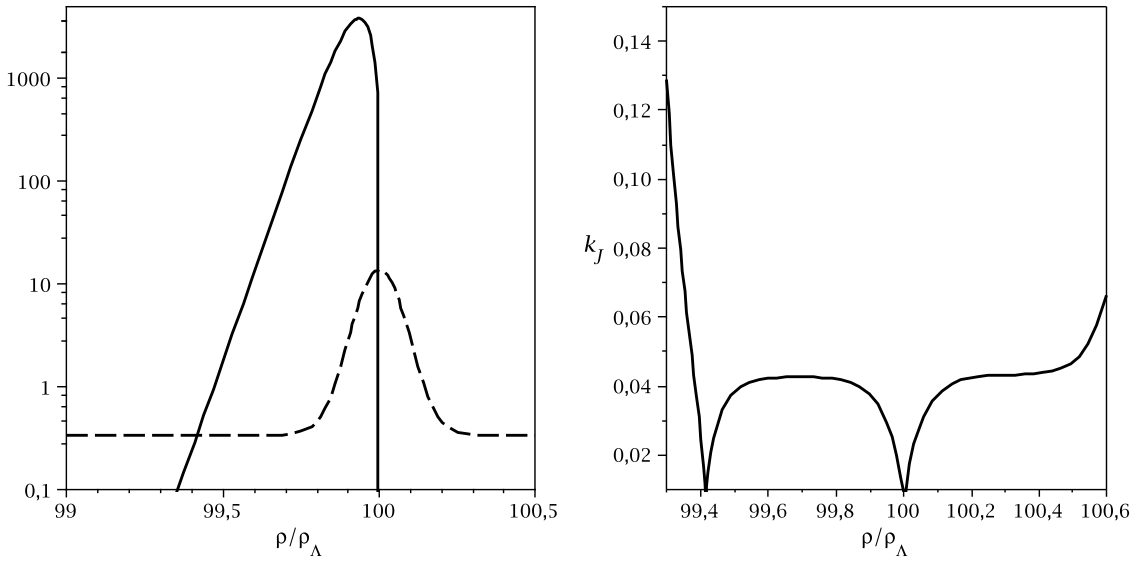


Figure 6: Same as in Fig. 4, again with $\rho_t = 100\rho_\Lambda$ ($z_t \simeq 5.14$) but now with $\rho_s = 10^{-1}\rho_\Lambda$.

Clearly, we are interested in the value of k_J during the transition, because before and after that the negligible speed of sound implies a vanishing Jeans length, or a very large k_J . In essence, for a fast enough transition the “average” value of k_J around the transition is approximated by its value on the plateau - say \hat{k}_J - and this is, on average, the minimum value of k_J , i.e. the maximum Jeans length for the given values of the parameters ρ_s and ρ_t . Thus, we now want to establish a relation between ρ_s and ρ_t for any given \hat{k}_J . This,

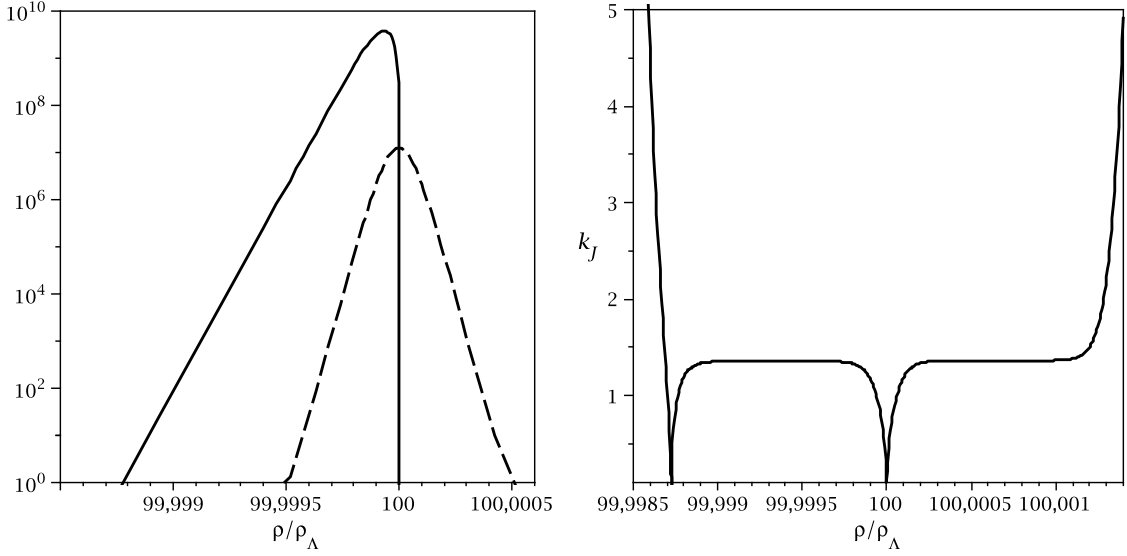


Figure 7: Same as in Figs. 4-5, again with $\rho_t = 100\rho_\Lambda$ ($z_t \simeq 5.14$) but now with $\rho_s = 10^{-4}\rho_\Lambda$.

fixing a \hat{k}_J which allows for an acceptable matter power spectrum which fits observational data, will help us to find the ρ_s needed to have the transition at ρ_t .

The relative maximum of the Jeans wave number between the two zeros of the curve $k_J(\rho)$ corresponds approximately to where $dc_s^2/d\rho$ assumes its maximum value, i.e. in $\hat{\rho} \simeq \rho_t - 0.66\rho_s$, as we have shown in point 3 of section 4. Thus, let us define with \hat{k}_J the value of k_J for $\rho = \hat{\rho}$: as required, it is of the same order of the plateau value (see for example Fig. 7) of the Jeans wave number during the fast transition.

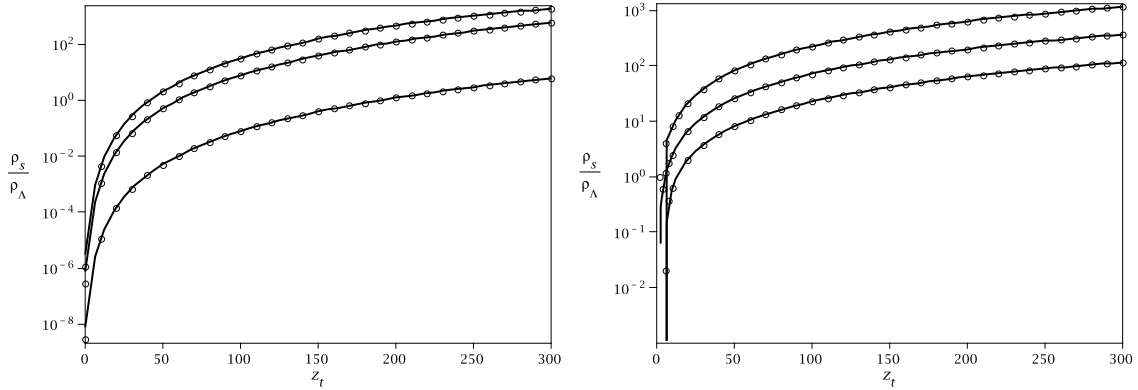


Figure 8: The parameter ρ_s/ρ_Λ required to obtain a given \hat{k}_J (left panel) or a given E (right panel) vs the transition redshift z_t . \hat{k}_J and E are the values of the Jeans wave number and the efficiency at $\hat{\rho} \simeq \rho_t - 0.66\rho_s$, when $dc_s^2/d\rho$ is maximum. Left panel: $\hat{k}_J = 0.5, 1, 10 h \text{ Mpc}^{-1}$ from top to bottom. Right panel: $E = 10, 10^2, 10^3$ from top to bottom. The solid lines represent the theoretical approximations for \hat{k}_J and E , the circles the numerical values, see text.

Evaluating the analytical expression (3.3) of $k_J(\rho)$ at $\hat{\rho}$ under the assumption $\rho_s \ll \rho_t$

we obtain the following approximate expression:

$$\hat{k}_J^2 \simeq \frac{\rho_t}{4(1+z_t)^2} \frac{\rho_\Lambda}{\rho_s} \left| 6 \left(\frac{\rho_s}{\rho_\Lambda} \right)^2 + \frac{\rho_s}{\rho_\Lambda} + 1 - 4\sqrt{3} \frac{\rho_t}{\rho_\Lambda} \right|. \quad (5.2)$$

Defining $\mathcal{D} := -\left[4(1+z_t)^2 \hat{k}_J^2 + \rho_t\right]/\rho_t$ and making sure that we have $\rho dc_s^2/d\rho > \mathcal{B}$ for $\rho = \hat{\rho}$, we can then extract from (5.2) the required relation between ρ_s and ρ_t :

$$\frac{\rho_s}{\rho_\Lambda} = \frac{\mathcal{D} + \sqrt{96\sqrt{3} \frac{\rho_t}{\rho_\Lambda} + \mathcal{D}^2 - 24}}{12}. \quad (5.3)$$

In the left panel plots of Fig. 8, we compare the analytical approximation (5.3) with the numerical calculations from Eq. (3.3), for $\rho = \hat{\rho}$ and for $\hat{k}_J = 0.5, 1, 10 h \text{ Mpc}^{-1}$, as functions of z_t . The agreement between our analytical approximation and the numerical calculation is clearly very good. As we can see from the figure, if we require larger values of \hat{k}_J then ρ_s/ρ_Λ must be smaller, i.e. a faster transition is needed. On the other hand, if the transition takes place farther in the past, i.e. for increasing values of z_t , this constraint is less stringent.

Having established a good approximation for \hat{k}_J , we now want to determine for which values of ρ_t and ρ_s this quantity is well representative of k_J around the transition, i.e. when we have a plateau as in Fig. 7. In particular, this can be estimated from the difference of the values of $\rho dc_s^2/d\rho$ and \mathcal{B} at $\rho = \hat{\rho}$. The larger is the difference, the faster is the transition and the higher is the plateau effect. We therefore define the efficiency parameter $E := \rho (dc_s^2/d\rho) / \mathcal{B}|_{\rho=\hat{\rho}}$ which, under the assumption $\rho_t \gg \rho_s$, can be analytically approximated from Eq. (3.3):

$$E \simeq \frac{4\sqrt{3} \frac{\rho_t}{\rho_\Lambda}}{6 \left(\frac{\rho_s}{\rho_\Lambda} \right)^2 + \frac{\rho_s}{\rho_\Lambda} + 1}. \quad (5.4)$$

From this, we obtain a new relation between ρ_s and ρ_t :

$$\frac{\rho_s}{\rho_\Lambda} = \frac{1}{12} \frac{\sqrt{96\sqrt{3}E \frac{\rho_t}{\rho_\Lambda} - 23E^2 - E}}{E}. \quad (5.5)$$

In the right panel of Fig. 8, we compare the analytical approximation (5.5) with the numerical calculations, for $E = 10, 10^2, 10^3$, with very good agreement. Notice that the larger is the efficiency E , the smaller ρ_s/ρ_Λ must be, i.e. a faster transition is required.⁶

It is important to stress that a large efficiency is relevant in order for \hat{k}_J to be a more representative “minimum on average” value of k_J during the transition, i.e. it is not a necessary condition in order to have a fast transition or a model in good agreement with observation. This can be understood observing the multiplicative term $[3\rho(1+w)] / [2(1+z)^2 c_s^2]$ in front of the expression (3.3) of the Jeans wave number k_J . Indeed, for increasing values of ρ_t , this term amplifies the difference $(\rho dc_s^2/d\rho) - \mathcal{B}$ during the transition, giving a larger

⁶ Assuming $\rho_s \geq 0$ in Eq. (5.5) implies $E \leq 4\sqrt{3} (\rho_t/\rho_\Lambda)$. This limit in E can be seen in the right panel of Fig. 8 and in Fig. 10, where in this limit $c_{s,\text{Max}}^2 \rightarrow \infty$.

k_J . So, one can obtain models in good agreement with observation even if the efficiency is low.

Considering the plots in Figs. 5-7, where for $\rho_s = 10\rho_\Lambda, 10^{-1}\rho_\Lambda, 10^{-4}\rho_\Lambda$ we obtain respectively $E = 1.13, 597.26, 692.75$, in order to have a fast transition and a pronounced plateau, we infer that $E \gtrsim 700$ is needed. In addition, this requirement was also confirmed by the study of the matter power spectrum, see the next section.

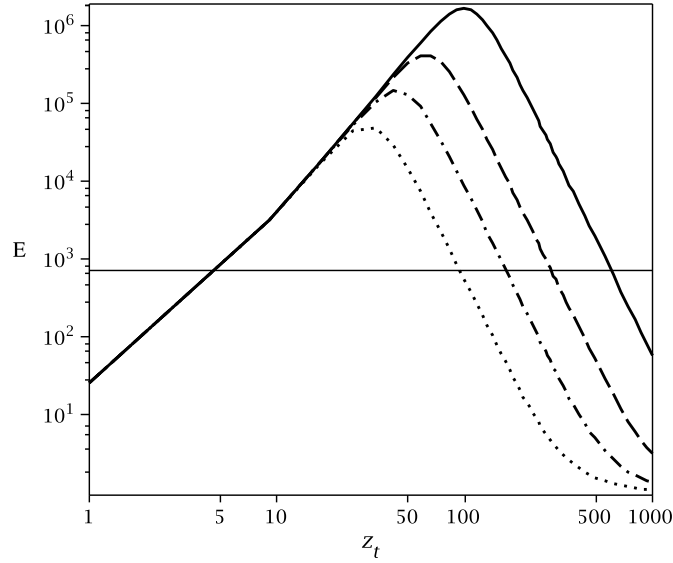


Figure 9: Efficiency E as function of z_t , for $\hat{k}_J = 5, 2, 1, 0.5 h \text{ Mpc}^{-1}$ (from top to bottom).

Substituting Eq. (5.3) in Eq. (5.4), we can now obtain an approximate expression of E as a function of the redshift of the transition z_t , which allows us to estimate the range of z_t (and thus ρ_t) for which the efficiency E is above a certain threshold, for a given \hat{k}_J . In Fig. 9 we show the plot E vs z_t for $\hat{k}_J = 5, 2, 1, 0.5 h \text{ Mpc}^{-1}$ (from top to bottom). For increasing values of \hat{k}_J , the range of z_t in which $E > 700$ becomes larger, as expected.

We can now use the relation (5.3) to understand how large the speed of sound can be during the transition. To this purpose, we substitute Eq. (5.3) in the maximum value of c_s^2 , at $\rho = \rho_t$. We plot this $c_{s\text{Max}}^2$ in Fig. 10 as a function of z_t for $\hat{k}_J = 10, 1, 0.5 h \text{ Mpc}^{-1}$ (from top to bottom). On the same figure we also plot the curve of the maximum of the speed of sound fixing the value of the efficiency at $E = 700$ (solid red line). Then, the vertical dashed line corresponds to the value of z_t for which $\rho_s \rightarrow 0$ in Eq. (5.5), giving $c_{s\text{Max}}^2 \rightarrow \infty$ in Eq. (4.3). In order to have $E > 700$, we must consider the area above the solid red line. We can see that, for increasing values of z_t , the value of $c_{s\text{Max}}^2$ required to have a fixed \hat{k}_J decreases. For example, for $\hat{k}_J = 1 h \text{ Mpc}^{-1}$, in order to have $c_{s\text{Max}}^2 < 1$, the transition has to take place at $z_t \gtrsim 50$, while if $z_t \simeq 5$ we have $c_{s\text{Max}}^2 \sim 10^3$.

6. The CMB and matter Power spectra: toy model predictions

In order to compare the predictions of our toy UDM model with observational data, we

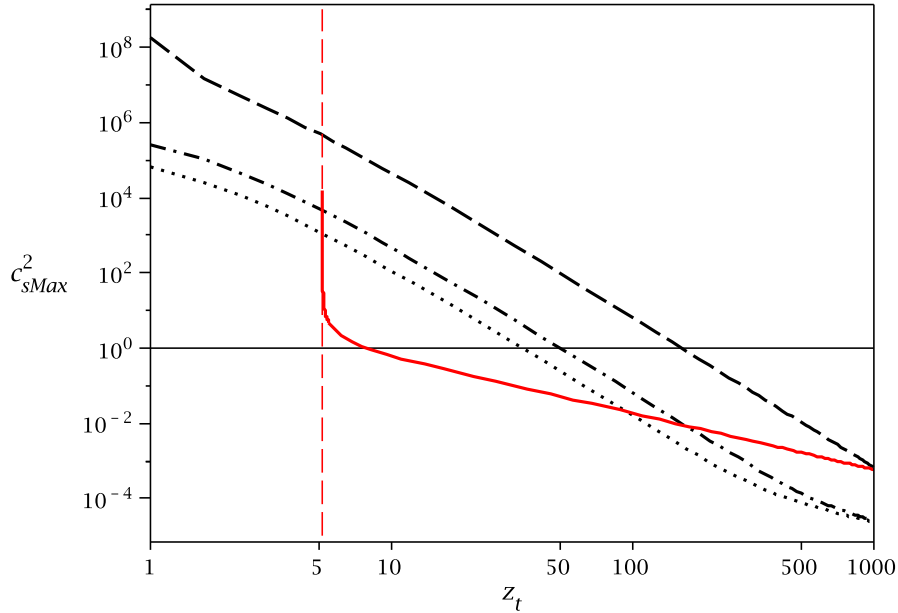


Figure 10: Evolution of the maximum value of c_s^2 as function of the redshift z_t . The choice of ρ_s as function of ρ_t is given by Eq. (5.3) in the text for $\hat{k}_J = 10, 1, 0.5 h \text{ Mpc}^{-1}$ (from top to bottom, dashed, dash-dotted and dotted line) and by Eq. (5.4) for $E = 700$ (solid red line). Then, the vertical dashed line corresponds to the value of z_t for which $\rho_s \rightarrow 0$ in Eq. (5.5), giving $c_{s \text{ Max}}^2 \rightarrow \infty$ in Eq. (4.3).

have used a properly modified version of CAMB⁷ [66] for the computation of the CMB and the matter power spectra. In particular, we have modified the original definition of the density contrast for the case of adiabatic UDM models. Indeed, we have to define the UDM density contrast as $\delta := \delta\rho/\rho_m$ [37], where here $\rho_m = \rho - \rho_\Lambda$ is the “aether” part of the UDM fluid [67, 68]. In this case, starting from the perturbation theory we outlined in section 2, we can infer the link between the density contrast and the gravitational potential via the Poisson equation in the following way:

$$\delta(k; z) = \frac{\delta\rho(k; z)}{3H_0^2\Omega_{m0}(1+z)^3} = -k^2 \frac{\Phi(1+z)^2}{(3/2)\Omega_{m0}}, \quad (6.1)$$

for scales smaller than the cosmological horizon and $z < z_{\text{rec}}$, where z_{rec} is the recombination redshift ($z_{\text{rec}} \approx 10^3$).

We compare the theoretical predictions of our toy model with the WMAP 5-year data [18, 19, 20] and the luminous red galaxies power spectrum measured by the SDSS collaboration [15]. The CMB data used in our plots are available on the LAMBDA⁸ website, while those regarding the matter power spectrum are implemented in a modified version of the CosmoMC software⁹.

⁷<http://camb.info/>

⁸<http://lambda.gsfc.nasa.gov>

⁹<http://cosmologist.info/cosmomc/>

We consider as reference the flat Λ CDM model described by the best-fit parameters found by combining WMAP5 data with measurements of Type Ia supernovae and Baryon Acoustic Oscillations [18, 20], with values provided on the LAMBDA website (68% CL uncertainties): $\Omega_{\text{b}0}h^2 = 0.02265 \pm 0.00059$, $\Omega_{\text{m}0}h^2 = 0.1143 \pm 0.0034$, $\Omega_{\Lambda} = 0.721 \pm 0.015$, $H_0 = 70.1 \pm 1.3 \text{ km s}^{-1} \text{ Mpc}^{-1}$, $n_s = 0.960^{+0.014}_{-0.013}$ and $\Delta_{\text{R}}^2 = (2.457^{+0.092}_{-0.093}) \times 10^{-9}$. For our toy model, we keep the same amount of baryons but choose a vanishing CDM content.

In Figs. 11-14 we plot the theoretical predictions of our model, those of the reference Λ CDM and the observed CMB and matter power spectra data. Each of Figs. 11-14 respectively correspond to $\rho_{\text{t}}/\rho_{\Lambda} = 10^5, 10^3, 10^2, 10$, i.e. to $z_{\text{t}} \simeq 66, 13, 5.7, 2$. Guided by the analysis in section 5, for each transition density ρ_{t} we have chosen values of ρ_{s} which clearly show the progressive enhancement of the agreement between the predicted matter power spectrum and the observed one. Moreover, in the matter power spectrum plots, for each choice $(\rho_{\text{t}}, \rho_{\text{s}})$ we draw a vertical dashed line representing the corresponding value of \hat{k}_{J} .

We can see from Figs. 11 and 12 that the CMB anisotropies predicted by the reference Λ CDM and by our toy model are indistinguishable for a large range of ρ_{s} . However, while at the higher transition redshift of Fig. 11 the matter power spectrum also allows the same broad range of ρ_{s} values, at the smaller z_{t} of Fig. 12 we start to see the need for a faster transition, i.e. a smaller ρ_{s} , to have an acceptable power spectrum. As expected from the analysis of section 5, the effect becomes more pronounced as the transition occurs at the smaller and smaller redshifts of Figs. 13 and 14. In the case $\rho_{\text{s}}/\rho_{\Lambda} \simeq 0.1$ of Fig. 13 the first acoustic peak of CMB is higher with respect to the observational data. This effect can be explained by looking at the matter power spectrum. Indeed, the latter moves away from the reference Λ CDM before the equivalence wavenumber $k_{\text{eq}} \approx 0.01 h \text{ Mpc}^{-1}$. In other words, the gravitational potential starts to oscillate and to decay for $k < k_{\text{eq}}$, therefore affecting those modes entering the horizon before the matter-radiation equivalence epoch.

Finally, in Fig. 14 the first CMB spectrum peak is lower than the observed one for any value of ρ_{s} . Note in the left panel of Fig. 3 that, for $\rho_{\text{t}} = 10\rho_{\Lambda}$, the background evolution is sensibly different from the reference Λ CDM. Indeed, in this case our model behaves like a pure CDM Einstein–de Sitter for a much longer time. One possibility to avoid this discrepancy is to slightly increase Ω_{Λ} . Therefore, again using $\rho_{\text{t}} = 10\rho_{\Lambda}$ and $\rho_{\text{s}} = 10^{-5}\rho_{\Lambda}$, in Fig. 15 we have chosen $\Omega_{\Lambda} = 0.721, 0.742, 0.772$, with the first value again corresponding to the above mentioned reference Λ CDM and the other two corresponding to the best-fit and its upper uncertainty obtained by WMAP5 using CMB data only (see [19] and the LAMBDA website). The agreement between the CMB prediction and the observational data is again good for $\Omega_{\Lambda} = 0.742$, with a good matter power spectrum.

7. Conclusions

The last decade of observations of large scale structure [14, 15, 16, 17, 21, 22], the search for Ia supernovae (SNIa) [7, 8, 9, 10] and the measurements of the CMB anisotropies [3, 18, 19, 20] are very well explained by assuming that two dark components govern the dynamics of the Universe. They are DM, thought to be the main responsible for structure

formation, and an additional DE component that is supposed to drive the measured cosmic acceleration [11, 12, 13].

At the same time, in the context of General Relativity, it is very interesting to study possible alternatives. A popular one is that of an interaction between DM and DE, without violating current observational constraints [11, 28, 29, 30, 31, 32, 33]. This possibility could alleviate the so called “coincidence problem” [23], namely, why are the energy densities of the two dark components of the same order of magnitude today. Another attractive, albeit radical, explanation of the observed cosmic acceleration and structure formation is to assume the existence of a single dark component: UDM models [38, 39, 50, 48, 49, 47, 52, 58, 36, 53, 57, 55, 62, 54, 37, 65] where, by definition, there is no coincidence problem.

In the present paper we have investigated the general properties of UDM fluid models where the pressure and the energy density are linked by a barotropic equation of state (EoS) $p = p(\rho)$ and the perturbations are adiabatic. Using the pressure-density plane, we have analysed the properties that a general barotropic UDM model has to fulfil in order to be viable. We have assumed that the EoS of UDM models admits a future attractor which acts as an effective cosmological constant, while asymptotically in the past the pressure is negligible, studying the possibility of constructing adiabatic UDM models where the Jeans length is very small, even when the speed of sound c_s is not negligible. In particular, we have focused on models that admit an effective cosmological constant and that are characterised by a short period during which the effective speed of sound varies significantly from zero. This allows a fast transition between an early epoch that is indistinguishable from a standard matter dominated era, i.e. an Einstein de Sitter model, and a more recent epoch whose dynamics, background and perturbative, are very close to that of a standard Λ CDM model.

In the second part of the paper, in order to quantitatively investigate observational constraints on UDM models with fast transition, we have introduced and discussed a toy model based on a hyperbolic tangent EoS [see Eq. (4.1)]. We have shown that if the transition takes place early enough, at a redshift $z_t \gtrsim 2$ when the effective cosmological constant is still subdominant, being also fast enough, then these models can avoid the oscillating and decaying time evolution of the gravitational potential that in many UDM models causes CMB and matter fluctuations incompatible with observations. Consequently, the background evolution, the CMB anisotropy and the linear matter power spectrum predicted by our model do not display significant differences from those computed in a reference Λ CDM [18, 20], because the Jeans length $\lambda_J = a/k_J$, where k_J is the Jeans wave number [see Eq. (3.3)], remains small at all times, except for negligibly short periods, even if during the fast transition the speed of sound can be large. In this way, our toy models (and more in general UDM models with a similar fast transition) can evade the “no-go theorem” of Sandvik *et al* [50], as we discussed in the introduction.

Specifically, we have analysed the properties of perturbations in our toy model, focusing on the the evolution of the effective speed of sound and that of the Jeans length during the transition. In this way, we have been able to set theoretical constraints on the parameters of the model, predicting sufficient conditions for the model to be viable. Finally, guided by these predictions and using the CAMB code [66], we have computed the CMB and the

matter power spectra showing that our toy model, for a wide range of parameters values, fits observation.

The full likelihood analysis for this model and its parameters would be an interesting extension of the study carried out here, which we will address in a future work.

Acknowledgments

OFP and DB wish to thank the ICG Portsmouth for the hospitality during the development of this project. The authors also thank N. Bartolo, B. Bassett, R. Crittenden, R. Maartens, S. Matarrese, S. Mollerach, M. Sasaki and M. Viel for discussions and suggestions. DB research has been partly supported by ASI contract I/016/07/0 “COFIS”.

References

- [1] P. J. E. Peebles, *Tests of Cosmological Models Constrained by Inflation*, *Astrophys. J.* **284** (1984) 439–444.
- [2] G. Efstathiou, W. J. Sutherland, and S. J. Maddox, *The cosmological constant and cold dark matter*, *Nature* **348** (1990) 705–707.
- [3] **WMAP** Collaboration, D. N. Spergel *et al.*, *First Year Wilkinson Microwave Anisotropy Probe (WMAP) Observations: Determination of Cosmological Parameters*, *Astrophys. J. Suppl.* **148** (2003) 175–194, [astro-ph/0302209].
- [4] **SDSS** Collaboration, M. Tegmark *et al.*, *Cosmological parameters from SDSS and WMAP*, *Phys. Rev.* **D69** (2004) 103501, [astro-ph/0310723].
- [5] S. Weinberg, *The cosmological constant problem*, *Reviews of Modern Physics* **61** (Jan., 1989) 1–23.
- [6] V. Sahni and A. A. Starobinsky, *The Case for a Positive Cosmological Lambda-term*, *Int. J. Mod. Phys.* **D9** (2000) 373–444, [astro-ph/9904398].
- [7] **Supernova Search Team** Collaboration, A. G. Riess *et al.*, *Observational Evidence from Supernovae for an Accelerating Universe and a Cosmological Constant*, *Astron. J.* **116** (1998) 1009–1038, [astro-ph/9805201].
- [8] **Supernova Cosmology Project** Collaboration, S. Perlmutter *et al.*, *Measurements of Omega and Lambda from 42 High-Redshift Supernovae*, *Astrophys. J.* **517** (1999) 565–586, [astro-ph/9812133].
- [9] A. G. Riess *et al.*, *BVRI Light Curves for 22 Type Ia Supernovae*, *Astron. J.* **117** (1999) 707–724, [astro-ph/9810291].
- [10] **Supernova Cosmology Project** Collaboration, M. Kowalski *et al.*, *Improved Cosmological Constraints from New, Old and Combined Supernova Datasets*, *Astrophys. J.* **686** (2008) 749–778, [arXiv:0804.4142].
- [11] E. J. Copeland, M. Sami, and S. Tsujikawa, *Dynamics of dark energy*, *Int. J. Mod. Phys.* **D15** (2006) 1753–1936, [hep-th/0603057].
- [12] P. J. E. Peebles and B. Ratra, *The cosmological constant and dark energy*, *Rev. Mod. Phys.* **75** (2003) 559–606, [astro-ph/0207347].

- [13] T. Padmanabhan, *Cosmological constant: The weight of the vacuum*, *Phys. Rept.* **380** (2003) 235–320, [[hep-th/0212290](#)].
- [14] S. W. Allen, R. W. Schmidt, H. Ebeling, A. C. Fabian, and L. van Speybroeck, *Constraints on dark energy from Chandra observations of the largest relaxed galaxy clusters*, *Mon. Not. Roy. Astron. Soc.* **353** (2004) 457, [[astro-ph/0405340](#)].
- [15] M. Tegmark *et al.*, *Cosmological constraints from the SDSS luminous red galaxies*, *Phys. Rev.* **D74** (2006) 123507, [[astro-ph/0608632](#)].
- [16] W. J. Percival, *Cosmological constraints from galaxy clustering*, *Lect. Notes Phys.* **720** (2007) 157–186, [[astro-ph/0601538](#)].
- [17] W. J. Percival *et al.*, *Measuring the Baryon Acoustic Oscillation scale using the SDSS and 2dFGRS*, *Mon. Not. Roy. Astron. Soc.* **381** (2007) 1053–1066, [[arXiv:0705.3323](#)].
- [18] **WMAP** Collaboration, E. Komatsu *et al.*, *Five-Year Wilkinson Microwave Anisotropy Probe (WMAP) Observations: Cosmological Interpretation*, *Astrophys. J. Suppl.* **180** (2009) 330–376, [[arXiv:0803.0547](#)].
- [19] **WMAP** Collaboration, J. Dunkley *et al.*, *Five-Year Wilkinson Microwave Anisotropy Probe (WMAP) Observations: Likelihoods and Parameters from the WMAP data*, *Astrophys. J. Suppl.* **180** (2009) 306–329, [[arXiv:0803.0586](#)].
- [20] **WMAP** Collaboration, G. Hinshaw *et al.*, *Five-Year Wilkinson Microwave Anisotropy Probe (WMAP) Observations: Data Processing, Sky Maps, & Basic Results*, *Astrophys. J. Suppl.* **180** (2009) 225–245, [[arXiv:0803.0732](#)].
- [21] W. J. Percival *et al.*, *Baryon Acoustic Oscillations in the Sloan Digital Sky Survey Data Release 7 Galaxy Sample*, [arXiv:0907.1660](#).
- [22] B. A. Reid *et al.*, *Cosmological Constraints from the Clustering of the Sloan Digital Sky Survey DR7 Luminous Red Galaxies*, [arXiv:0907.1659](#).
- [23] I. Zlatev, L.-M. Wang, and P. J. Steinhardt, *Quintessence, Cosmic Coincidence, and the Cosmological Constant*, *Phys. Rev. Lett.* **82** (1999) 896–899, [[astro-ph/9807002](#)].
- [24] R. Durrer and R. Maartens, *Dark energy and dark gravity: theory overview*, *General Relativity and Gravitation* **40** (Feb, 2008) 301. (c) 2008: Springer Science+Business Media, LLC.
- [25] K. Koyama, *The cosmological constant and dark energy in braneworlds*, *Gen. Rel. Grav.* **40** (2008) 421–450, [[arXiv:0706.1557](#)].
- [26] S. Capozziello and M. Francaviglia, *Extended Theories of Gravity and their Cosmological and Astrophysical Applications*, *Gen. Rel. Grav.* **40** (2008) 357–420, [[arXiv:0706.1146](#)].
- [27] T. P. Sotiriou and V. Faraoni, *f(R) Theories Of Gravity*, [arXiv:0805.1726](#).
- [28] C. Quercellini, M. Bruni, A. Balbi, and D. Pietrobon, *Late universe dynamics with scale-independent linear couplings in the dark sector*, *Phys. Rev.* **D78** (2008) 063527, [[arXiv:0803.1976](#)].
- [29] J. Valiviita, E. Majerotto, and R. Maartens, *Instability in interacting dark energy and dark matter fluids*, *JCAP* **0807** (2008) 020, [[arXiv:0804.0232](#)].
- [30] G. Caldera-Cabral, R. Maartens, and L. A. Urena-Lopez, *Dynamics of interacting dark energy*, *Phys. Rev.* **D79** (2009) 063518, [[arXiv:0812.1827](#)].

- [31] E. Majerotto, J. Valiviita, and R. Maartens, *Adiabatic initial conditions for perturbations in interacting dark energy models*, [arXiv:0907.4981](#).
- [32] G. Caldera-Cabral, R. Maartens, and B. M. Schaefer, *The Growth of Structure in Interacting Dark Energy Models*, *JCAP* **0907** (2009) 027, [[arXiv:0905.0492](#)].
- [33] J. Valiviita, R. Maartens, and E. Majerotto, *Observational constraints on an interacting dark energy model*, [arXiv:0907.4987](#).
- [34] B. A. Bassett, M. Kunz, D. Parkinson, and C. Ungarelli, *Condensate cosmology - Dark energy from dark matter*, *Phys. Rev.* **D68** (2003) 043504, [[astro-ph/0211303](#)].
- [35] W. Hu, *Structure Formation with Generalized Dark Matter*, *Astrophys. J.* **506** (1998) 485–494, [[astro-ph/9801234](#)].
- [36] D. Bertacca and N. Bartolo, *ISW effect in Unified Dark Matter Scalar Field Cosmologies: an analytical approach*, *JCAP* **0711** (2007) 026, [[arXiv:0707.4247](#)].
- [37] D. Pietrobon, A. Balbi, M. Bruni, and C. Quercellini, *Affine parameterization of the dark sector: constraints from WMAP5 and SDSS*, *Phys. Rev.* **D78** (2008) 083510, [[arXiv:0807.5077](#)].
- [38] A. Y. Kamenshchik, U. Moschella, and V. Pasquier, *An alternative to quintessence*, *Phys. Lett.* **B511** (2001) 265–268, [[gr-qc/0103004](#)].
- [39] N. Bilic, G. B. Tupper, and R. D. Viollier, *Unification of dark matter and dark energy: The inhomogeneous Chaplygin gas*, *Phys. Lett.* **B535** (2002) 17–21, [[astro-ph/0111325](#)].
- [40] M. C. Bento, O. Bertolami, and A. A. Sen, *Generalized Chaplygin gas, accelerated expansion and dark energy-matter unification*, *Phys. Rev.* **D66** (2002) 043507, [[gr-qc/0202064](#)].
- [41] M. Makler, S. Quinet de Oliveira, and I. Waga, *Constraints on the generalized Chaplygin gas from supernovae observations*, *Phys. Lett.* **B555** (2003) 1, [[astro-ph/0209486](#)].
- [42] M. d. C. Bento, O. Bertolami, and A. A. Sen, *Generalized Chaplygin gas and CMBR constraints*, *Phys. Rev.* **D67** (2003) 063003, [[astro-ph/0210468](#)].
- [43] J. S. Alcaniz, D. Jain, and A. Dev, *High-redshift objects and the generalized Chaplygin gas*, *Phys. Rev.* **D67** (2003) 043514, [[astro-ph/0210476](#)].
- [44] F. C. Santos, M. L. Bedran, and V. Soares, *On the thermodynamic stability of the generalized Chaplygin gas*, *Phys. Lett.* **B636** (2006) 86–90.
- [45] V. Gorini, A. Y. Kamenshchik, U. Moschella, O. F. Piattella, and A. A. Starobinsky, *Gauge-invariant analysis of perturbations in Chaplygin gas unified models of dark matter and dark energy*, *JCAP* **0802** (2008) 016, [[arXiv:0711.4242](#)].
- [46] A. A. Sen and R. J. Scherrer, *Generalizing the generalized Chaplygin gas*, *Phys. Rev.* **D72** (2005) 063511, [[astro-ph/0507717](#)].
- [47] M. Makler, S. Quinet de Oliveira, and I. Waga, *Observational constraints on Chaplygin quartessence: Background results*, *Phys. Rev.* **D68** (2003) 123521, [[astro-ph/0306507](#)].
- [48] D. Carturan and F. Finelli, *Cosmological Effects of a Class of Fluid Dark Energy Models*, *Phys. Rev.* **D68** (2003) 103501, [[astro-ph/0211626](#)].
- [49] L. Amendola, F. Finelli, C. Burigana, and D. Carturan, *WMAP and the Generalized Chaplygin Gas*, *JCAP* **0307** (2003) 005, [[astro-ph/0304325](#)].

- [50] H. Sandvik, M. Tegmark, M. Zaldarriaga, and I. Waga, *The end of unified dark matter?*, *Phys. Rev.* **D69** (2004) 123524, [[astro-ph/0212114](#)].
- [51] T. Giannantonio and A. Melchiorri, *Chaplygin gas in light of recent integrated Sachs-Wolfe effect data*, *Class. Quant. Grav.* **23** (2006) 4125–4132, [[gr-qc/0606030](#)].
- [52] R. J. Scherrer, *Purely kinetic k-essence as unified dark matter*, *Phys. Rev. Lett.* **93** (2004) 011301, [[astro-ph/0402316](#)].
- [53] D. Bertacca, S. Matarrese, and M. Pietroni, *Unified dark matter in scalar field cosmologies*, *Mod. Phys. Lett.* **A22** (2007) 2893–2907, [[astro-ph/0703259](#)].
- [54] A. Balbi, M. Bruni, and C. Quercellini, *Lambda-alpha DM: Observational constraints on unified dark matter with constant speed of sound*, *Phys. Rev.* **D76** (2007) 103519, [[astro-ph/0702423](#)].
- [55] C. Quercellini, M. Bruni, and A. Balbi, *Affine equation of state from quintessence and k-essence fields*, *Class. Quant. Grav.* **24** (2007) 5413–5426, [[arXiv:0706.3667](#)].
- [56] A. Diez-Tejedor and A. Feinstein, *The homogeneous scalar field and the wet dark sides of the universe*, *Phys. Rev.* **D74** (2006) 023530, [[gr-qc/0604031](#)].
- [57] D. Bertacca, N. Bartolo, and S. Matarrese, *Halos of Unified Dark Matter Scalar Field*, *JCAP* **0805** (2008) 005, [[arXiv:0712.0486](#)].
- [58] D. Giannakis and W. Hu, *Kinetic unified dark matter*, *Phys. Rev.* **D72** (2005) 063502, [[astro-ph/0501423](#)].
- [59] O. F. Piattella, *The extreme limit of the generalized Chaplygin gas*, [arXiv:0906.4430](#).
- [60] A. Diez-Tejedor and A. Feinstein, *Relativistic hydrodynamics with sources for cosmological K-fluids*, *Int. J. Mod. Phys.* **D14** (2005) 1561–1576, [[gr-qc/0501101](#)].
- [61] J. D. Brown, *Action functionals for relativistic perfect fluids*, *Class. Quant. Grav.* **10** (1993) 1579–1606, [[gr-qc/9304026](#)].
- [62] D. Bertacca, N. Bartolo, A. Diaferio, and S. Matarrese, *How the Scalar Field of Unified Dark Matter Models Can Cluster*, *JCAP* **0810** (2008) 023, [[arXiv:0807.1020](#)].
- [63] J. Garriga and V. F. Mukhanov, *Perturbations in k-inflation*, *Phys. Lett.* **B458** (1999) 219–225, [[hep-th/9904176](#)].
- [64] V. Mukhanov, *Physical foundations of cosmology*, . Cambridge, UK: Univ. Pr. (2005) 421 p.
- [65] S. Camera, D. Bertacca, A. Diaferio, N. Bartolo, and S. Matarrese, *Weak lensing signal in Unified Dark Matter models*, [arXiv:0902.4204](#).
- [66] A. Lewis, A. Challinor, and A. Lasenby, *Efficient computation of CMB anisotropies in closed FRW models*, *Astrophys. J.* **538** (2000) 473–476, [[astro-ph/9911177](#)].
- [67] K. N. Ananda and M. Bruni, *Cosmo-dynamics and dark energy with non-linear equation of state: A quadratic model*, *Phys. Rev.* **D74** (2006) 023523, [[astro-ph/0512224](#)].
- [68] E. V. Linder and R. J. Scherrer, *Aetherizing Lambda: Barotropic Fluids as Dark Energy*, *Phys. Rev.* **D80** (2009) 023008, [[arXiv:0811.2797](#)].
- [69] K. N. Ananda and M. Bruni, *Cosmo-dynamics and dark energy with a quadratic EoS: Anisotropic models, large-scale perturbations and cosmological singularities*, *Phys. Rev.* **D74** (2006) 023524, [[gr-qc/0603131](#)].

- [70] J. M. Bardeen, *Gauge Invariant Cosmological Perturbations*, *Phys. Rev.* **D22** (1980) 1882–1905.
- [71] H. Kodama and M. Sasaki, *Cosmological Perturbation Theory*, *Prog. Theor. Phys. Suppl.* **78** (1984) 1–166.
- [72] M. Bruni, P. K. S. Dunsby, and G. F. R. Ellis, *Cosmological perturbations and the physical meaning of gauge invariant variables*, *Astrophys. J.* **395** (1992) 34–53.
- [73] V. F. Mukhanov, H. A. Feldman, and R. H. Brandenberger, *Theory of cosmological perturbations. Part 1. Classical perturbations. Part 2. Quantum theory of perturbations. Part 3. Extensions*, *Phys. Rept.* **215** (1992) 203–333.
- [74] R. R. Caldwell and E. V. Linder, *The limits of quintessence*, *Phys. Rev. Lett.* **95** (2005) 141301, [[astro-ph/0505494](#)].
- [75] R. J. Scherrer, *Dark energy models in the $w - w'$ plane*, *Phys. Rev.* **D73** (2006) 043502, [[astro-ph/0509890](#)].
- [76] R. de Putter and E. V. Linder, *Kinetic k -essence and Quintessence*, *Astropart. Phys.* **28** (2007) 263–272, [[arXiv:0705.0400](#)].
- [77] C.-W. Chen, P. Chen, and J.-A. Gu, *Constraints on the Phase Plane of the Dark Energy Equation of State*, [arXiv:0905.2738](#).
- [78] M. Visser, *Energy conditions in the epoch of galaxy formation*, *Science* **276** (1997) 88–90.
- [79] M. Bruni, F. C. Mena, and R. K. Tavakol, *Cosmic no-hair: Non-linear asymptotic stability of de Sitter universe*, *Class. Quant. Grav.* **19** (2002) L23–L29, [[gr-qc/0107069](#)].
- [80] M. Bruni, S. Matarrese, and O. Pantano, *A Local view of the observable universe*, *Phys. Rev. Lett.* **74** (1995) 1916–1919, [[astro-ph/9407054](#)].
- [81] C. M. Muller, *Cosmological bounds on the equation of state of dark matter*, *Phys. Rev.* **D71** (2005) 047302, [[astro-ph/0410621](#)].
- [82] T. M. Davis *et al.*, *Scrutinizing exotic cosmological models using ESSENCE supernova data combined with other cosmological probes*, *Astrophys. J.* **666** (2007) 716, [[astro-ph/0701510](#)].
- [83] R. Kessler *et al.*, *First-year Sloan Digital Sky Survey-II (SDSS-II) Supernova Results: Hubble Diagram and Cosmological Parameters*, [arXiv:0908.4274](#).
- [84] J. Sollerman *et al.*, *First-Year Sloan Digital Sky Survey-II (SDSS-II) Supernova Results: Constraints on Non-Standard Cosmological Models*, *Astrophys. J.* **703** (2009) 1374–1385, [[arXiv:0908.4276](#)].
- [85] S. Dodelson, *Modern cosmology*, . Amsterdam, Netherlands: Academic Pr. (2003) 440 p.

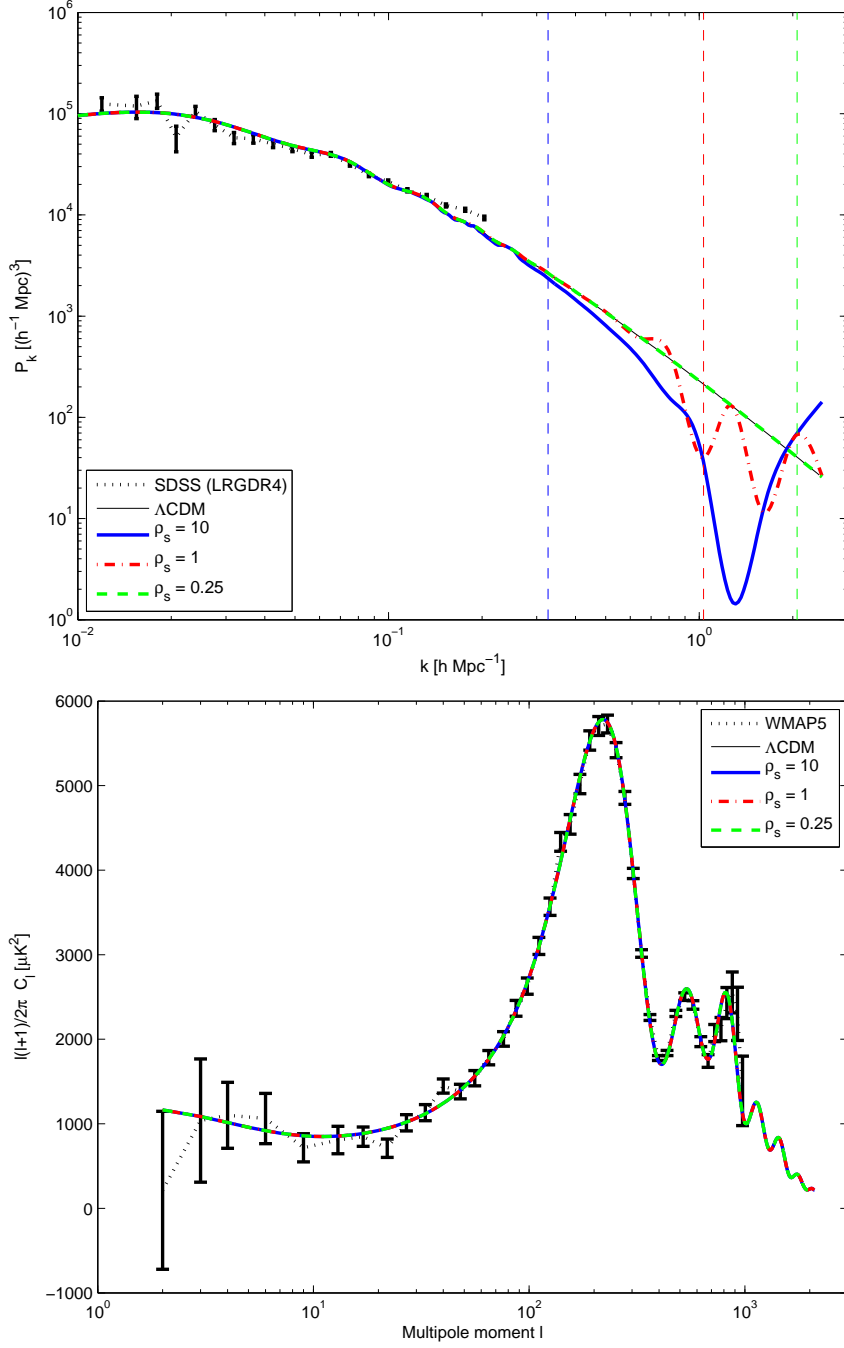


Figure 11: Matter power spectrum (upper panel) and CMB power spectrum (lower panel) for $\rho_t = 10^5 \rho_\Lambda$, i.e. a transition at $z_t \sim 66$. The values of ρ_s/ρ_Λ are: $\rho_s/\rho_\Lambda \simeq 0.25$ (dashed green line), $\rho_s/\rho_\Lambda \simeq 1$ (dash-dotted red line) and $\rho_s/\rho_\Lambda \simeq 10$ (solid blue line). The choice of the parameter has been done in order to have: $\hat{k}_J \sim 2 h \text{Mpc}^{-1}$ (dashed green vertical line) and $E \sim 4 \cdot 10^5$ for $\rho_s/\rho_\Lambda \simeq 0.25$; $\hat{k}_J \sim 1 h \text{Mpc}^{-1}$ (dashed red vertical line) and $E \sim 9 \cdot 10^4$ for $\rho_s/\rho_\Lambda \simeq 1$; $\hat{k}_J \sim 0.3 h \text{Mpc}^{-1}$ (dashed blue vertical line) and $E \sim 10^3$ for $\rho_s/\rho_\Lambda \simeq 10$. The reference ΛCDM (see text) is represented by the solid black line. Notice that the theoretical curves representing the CMB power spectrum for our models and the reference ΛCDM are indistinguishable.

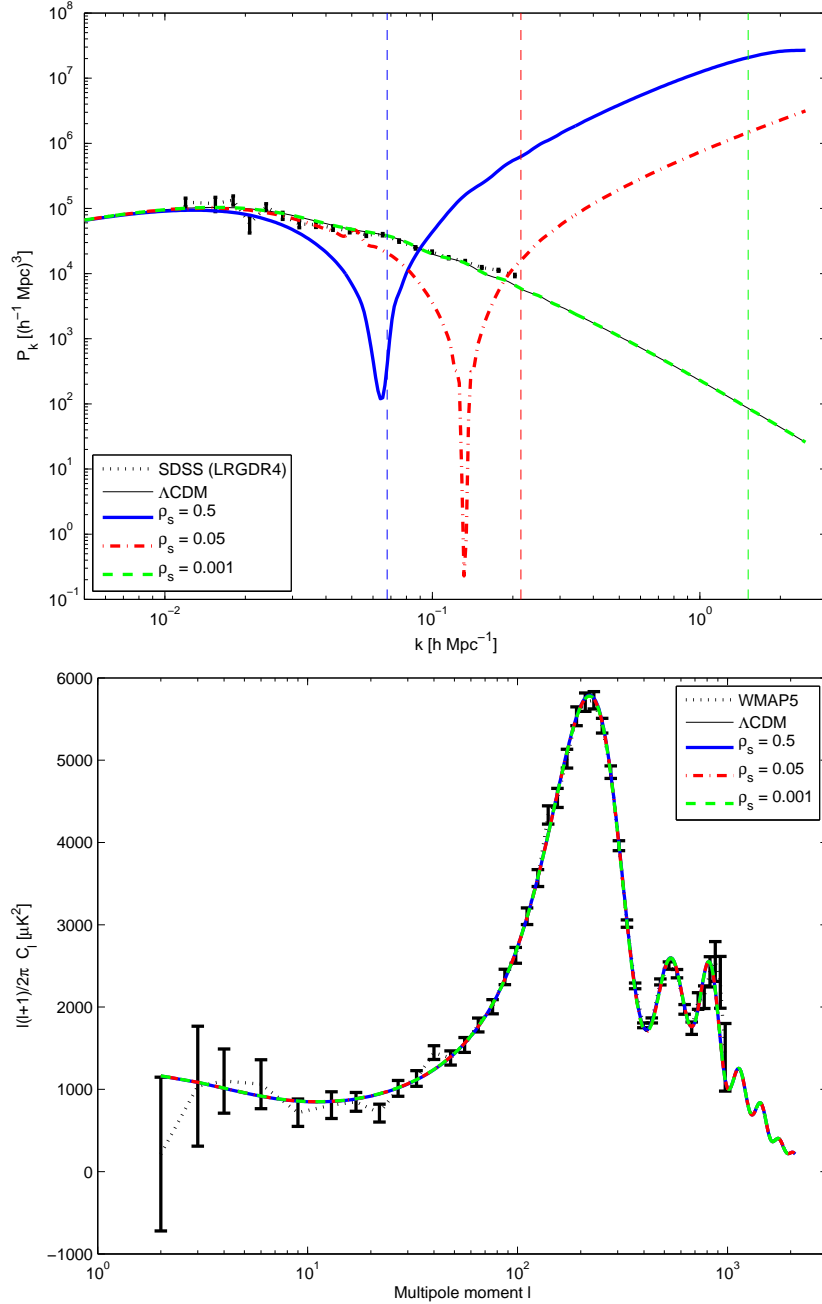


Figure 12: Matter power spectrum (upper panel) and CMB power spectrum (lower panel) for $\rho_t = 10^3 \rho_\Lambda$, i.e. $z_t \sim 13$. The values of ρ_s/ρ_Λ are: $\rho_s/\rho_\Lambda \simeq 10^{-3}$ (dashed green line), $\rho_s/\rho_\Lambda \simeq 0.05$ (dash-dotted red line) and $\rho_s/\rho_\Lambda \simeq 0.5$ (solid blue line). The choice of the parameter has been done in order to have: $\hat{k}_J \sim 1.5 h \text{ Mpc}^{-1}$ (dashed green vertical line) and $E \sim 7 \cdot 10^3$ for $\rho_s/\rho_\Lambda \simeq 10^{-3}$; $\hat{k}_J \sim 0.2 h \text{ Mpc}^{-1}$ (dashed red vertical line) and $E \sim 7 \cdot 10^3$ for $\rho_s/\rho_\Lambda \simeq 0.05$; $\hat{k}_J \sim 0.07 h \text{ Mpc}^{-1}$ (dashed blue vertical line) and $E \sim 2 \cdot 10^3$ for $\rho_s/\rho_\Lambda \simeq 0.5$. Also in this case $z_t \sim 13$ the theoretical curves representing the CMB power spectrum for our models and the reference ΛCDM are indistinguishable. However, the matter power spectrum requires a faster transition, i.e. smaller ρ_s values.

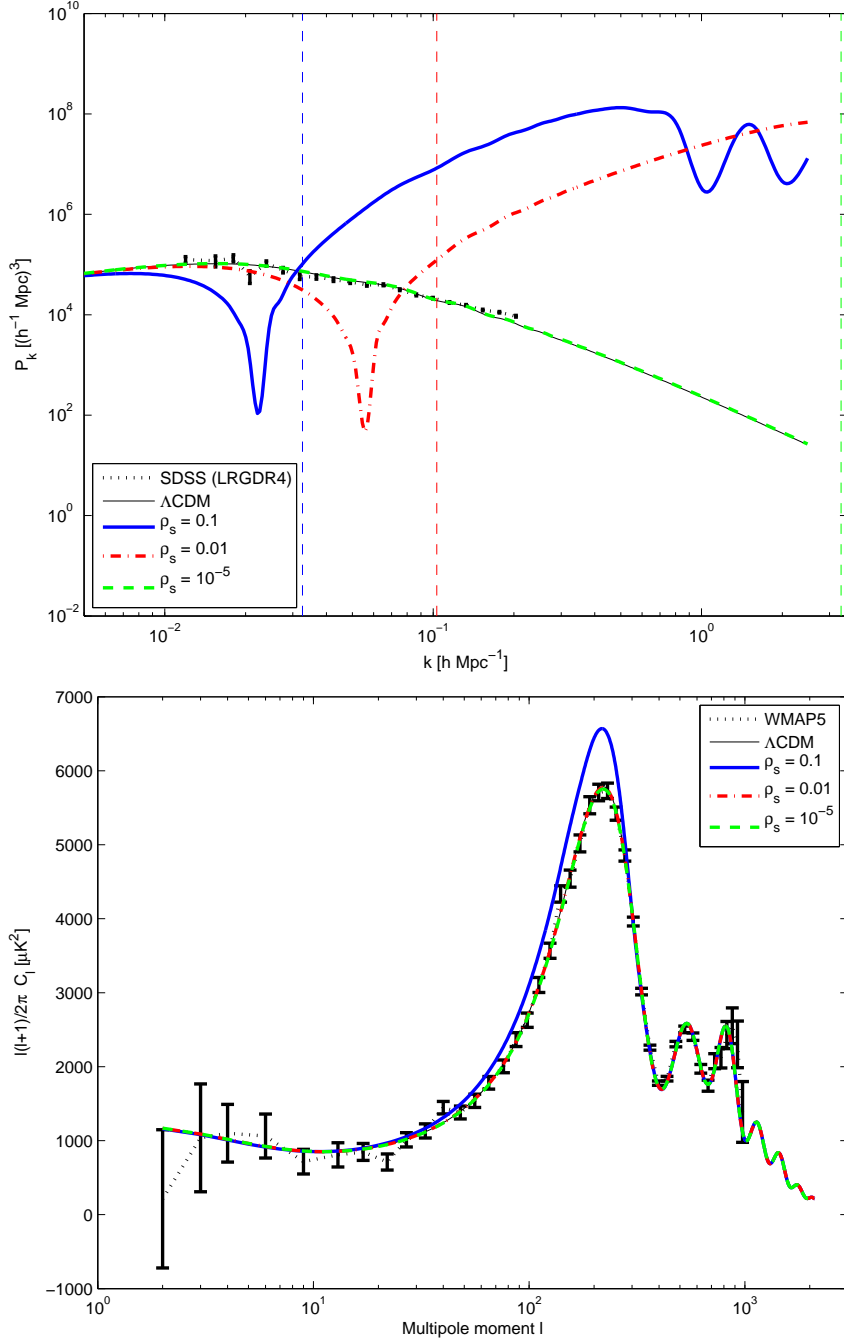


Figure 13: Matter power spectrum (upper panel) and CMB power spectrum (lower panel) for $\rho_t = 10^2 \rho_\Lambda$, i.e. $z_t \sim 5.7$. The values of ρ_s/ρ_Λ are: $\rho_s/\rho_\Lambda \simeq 10^{-5}$ (dashed green line), $\rho_s/\rho_\Lambda \simeq 0.01$ (dash-dotted red line) and $\rho_s/\rho_\Lambda \simeq 0.1$ (solid blue line). The choice of the parameter has been done in order to have: $\hat{k}_J \sim 3.3 h \text{Mpc}^{-1}$ (dashed green vertical line) and $E \sim 6.9 \cdot 10^2$ for $\rho_s/\rho_\Lambda \simeq 10^{-5}$; $\hat{k}_J \sim 0.1 h \text{Mpc}^{-1}$ (dashed red vertical line) and $E \sim 6.9 \cdot 10^2$ for $\rho_s/\rho_\Lambda \simeq 0.01$; $\hat{k}_J \sim 0.03 h \text{Mpc}^{-1}$ (dashed blue vertical line) and $E \sim 6 \cdot 10^2$ for $\rho_s/\rho_\Lambda \simeq 0.1$. At the relatively small transition redshift $z_t \sim 5.7$ a viable matter power spectrum requires an even faster transition, i.e. smaller ρ_s values.

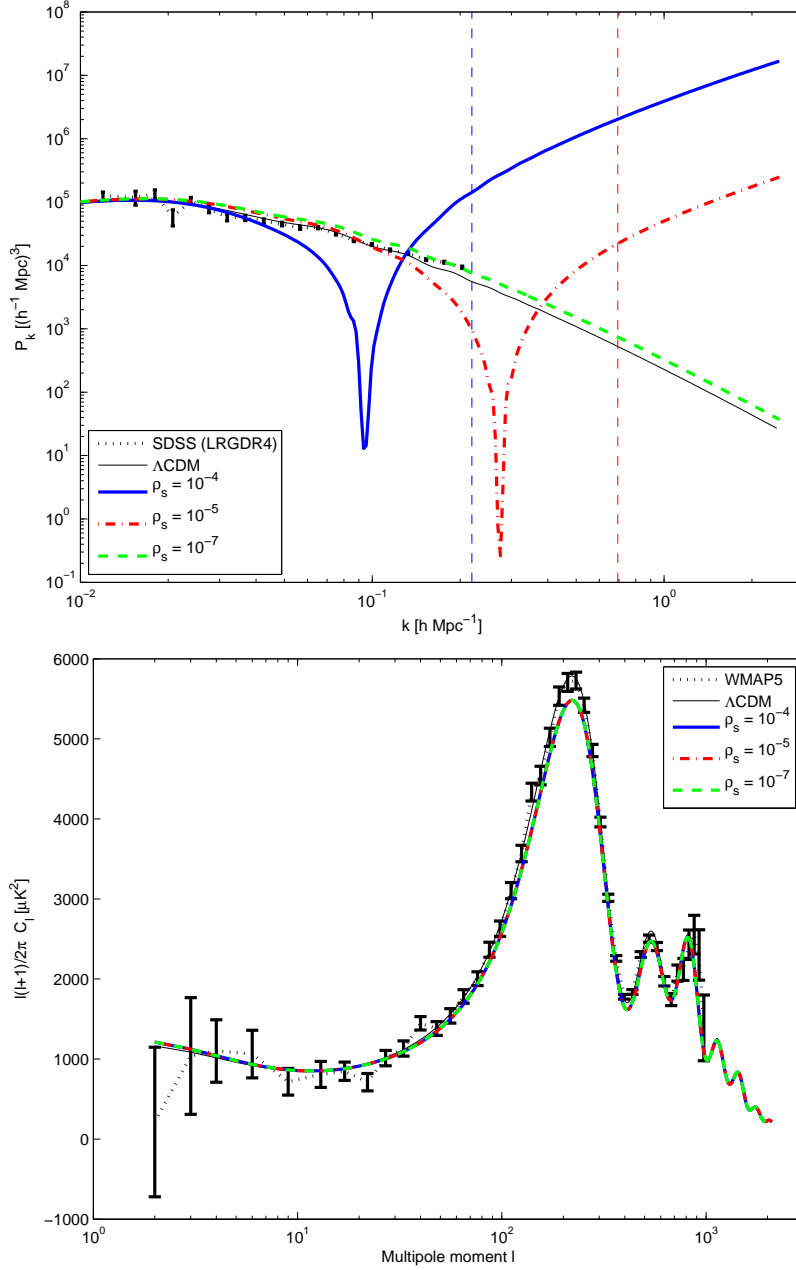


Figure 14: Matter power spectrum (upper panel) and CMB power spectrum (lower panel) for $\rho_t = 10\rho_\Lambda$, i.e. $z_t \sim 2$. The values of ρ_s/ρ_Λ are: $\rho_s/\rho_\Lambda \simeq 10^{-7}$ (dashed green line), $\rho_s/\rho_\Lambda \simeq 10^{-5}$ (dash-dotted red line) and $\rho_s/\rho_\Lambda \simeq 10^{-4}$ (solid blue line). The choice of the parameter has been done in order to have: $\hat{k}_J \sim 7 h \text{ Mpc}^{-1}$ (dashed green vertical line) and $E \sim 70$ for $\rho_s/\rho_\Lambda \simeq 10^{-7}$; $\hat{k}_J \sim 0.7 h \text{ Mpc}^{-1}$ (dashed red vertical line) and $E \sim 68$ for $\rho_s/\rho_\Lambda \simeq 10^{-5}$; $\hat{k}_J \sim 0.23 h \text{ Mpc}^{-1}$ (dashed blue vertical line) and $E \sim 68$ for $\rho_s/\rho_\Lambda \simeq 10^{-4}$. At this smaller transition redshift $z_t \sim 2$ the background evolution in our model is so strongly modified that, no matter how fast the transition is, i.e. even for ρ_s values giving an acceptable matter power spectrum, there is no way to fit the CMB first peak for the given choice of Ω_Λ , i.e. the same than the reference ΛCDM (see text).

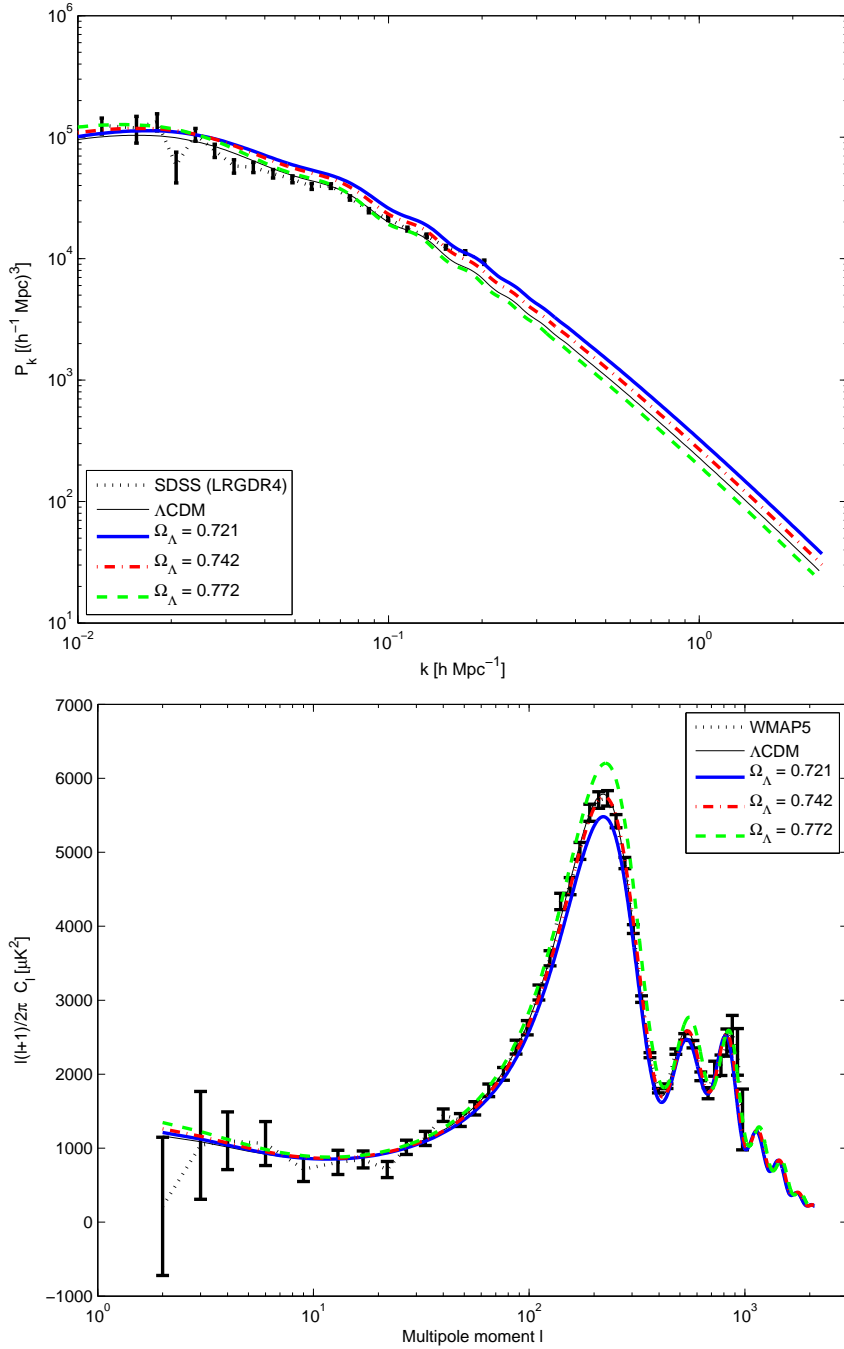


Figure 15: Matter power spectrum (upper panel) and CMB power spectrum (lower panel) for one of the transition model of Fig. 14, i.e. $\rho_t = 10\rho_\Lambda$ and $\rho_s/\rho_\Lambda \simeq 10^{-7}$, with a transition at $z_t \sim 2$, this time for different values of Ω_Λ . The solid blue, red dot-dashed and green dashed lines respectively correspond to $\Omega_\Lambda = 0.721, 0.742, 0.772$. The reference ΛCDM (solid black line) is the same of the other figures. With a slightly higher $\Omega_\Lambda = 0.742$ (WMAP5 best fit value with CMB data alone [19]) our model now produces an acceptable fit.