

Long term black hole evolution with the BSSN system by pseudospectral methods

Wolfgang Tichy

Department of Physics, Florida Atlantic University, Boca Raton, FL 33431

We present long term evolutions of a single black hole of mass M with the BSSN system using pseudospectral methods. For our simulations we use the SGRID code where the BSSN system is implemented in its standard second order in space form. Previously we found that such simulations are quite unstable. The main goal of this paper is to present two improvements which now allow us to evolve for longer times. The first improvement is related to the boundary conditions at the excised black hole interior. We now use a gauge condition that ensures that all modes are going into the black hole, so that no boundary conditions are needed at the excision surface. The second more significant improvement has to do with our particular numerical method and involves filters based on projecting the double Fourier expansions used for the angular dependence onto Spherical Harmonics. With these two improvements it is now easily possible to evolve for several thousand M . The only remaining limitation seems to be the radiative outer boundary conditions used here. Yet this problem can be ameliorated by pushing out the location of the outer boundary, which leads to even longer run-times.

PACS numbers: 04.25.dg, 04.30.Db, 04.70.Bw, 95.30.Sf

I. INTRODUCTION

Currently several gravitational wave detectors such as LIGO [1] or GEO600 [2] are already operating, while several others are in the planning or construction phase [3]. One of the most promising sources for these detectors are the inspirals and mergers of binary black holes. In order to make predictions about the final phase of such inspirals and mergers, fully non-linear numerical simulations of the Einstein Equations are required. In order to numerically evolve the Einstein equations, at least two ingredients are necessary. First we need a specific formulation of the evolution equations. And second, a particular numerical method such as finite differencing or a spectral method is needed to implement these equations on a computer. Currently there are two systems that have been used successfully to evolve binary black hole systems. There is the generalized harmonic system [4], which in its original second order in space form has been only used in a finite differencing code [4, 5, 6, 7, 8]. A first order version of this system has also been successfully evolved using a spectral method [9, 10, 11, 12, 13, 14, 15]. The second and by far the most common system is the BSSN system [16]. This system is second order in space. Over the last few years, many successful binary black hole evolutions [17, 18, 19, 20, 21, 22, 23, 24, 25, 26, 27, 28, 29, 30, 31, 32, 33, 34, 35, 36, 37, 38, 39, 40, 41, 42, 43, 44, 45, 46, 47, 48, 49, 50, 51, 52, 53, 54] have been performed with this system. However, long term simulations with BSSN have so far only been performed with finite differencing techniques. It seems thus natural to ask whether the BSSN system in its standard second order form can also be implemented using a spectral method. This question has been partially answered in Ref. [55] (henceforth paper 1) where we have found that a single black hole can in principle be evolved using BSSN together with a spectral method. However, we found that our simulations fail after a short time, usually after about $100M$, where M is

the mass of the black hole. This result has been obtained by using the same gauge conditions and outer boundary conditions for the spectral method as in successful finite difference implementations. In this paper we describe two new ingredients which allow us to evolve for much longer times with our spectral method. The first one is a gauge condition that ensures that no modes are leaving the black hole at the horizon, so that no boundary condition is needed at the horizon. The second ingredient is a particular spectral filter that is based on projecting the double Fourier expansions (used for the angular dependence of all fields) onto Spherical Harmonics. This filter is very useful in removing unphysical modes in our evolved fields and is the main reason for the observed increased run-times.

Throughout we will use units where $G = c = 1$. The paper is organized as follows. In Sec. II we describe briefly how a single black hole can be evolved with the SGRID code [55, 56] and we introduce the two new ingredients that lead to improved run-time. Sec. III presents the results of several simulations using these ingredients. In Sec. IV we show results from two code tests in a 3-torus. We conclude with a discussion of our results in Sec. V.

II. BSSN AND THE SGRID CODE

In this section we describe how a single black hole can be evolved using the SGRID code. We first discuss the BSSN system and then the spectral method we are using.

A. A single black hole and the BSSN system

As initial data we use a Schwarzschild black hole of mass M in Kerr-Schild coordinates. Thus initially the

3-metric and extrinsic curvature are given by

$$g_{ij} = \delta_{ij} + 2Hl_i l_j \quad (1)$$

$$K_{ij} = \alpha[l_i H_{,j} + l_j H_{,i} + Hl_{i,j} + Hl_{j,i} + 2H^2(l_{ik} l_{j,k} + l_j l_k l_{i,k}) + 2Hl_i l_j l_k H_{,k}], \quad (2)$$

where $H = M/r$ and $l^i = x^i/r$. The initial lapse and shift are

$$\alpha = 1/\sqrt{1+2H}, \quad (3)$$

$$\beta^i = 2l^i H/(1+2H). \quad (4)$$

The BSSN formulation introduces a conformal metric $\tilde{\gamma}_{ij}$ (with determinant one) and conformal factor $e^{4\phi}$, so that $g_{ij} = e^{4\phi}\tilde{\gamma}_{ij}$. It also introduces the additional variable $\tilde{\Gamma}^i = \tilde{\gamma}^{ij}\tilde{\gamma}^{kl}\tilde{\gamma}_{jk,l}$. The extrinsic curvature is split into its trace K and tracefree part \tilde{A}_{ij} using $K_{ij} = e^{4\phi}(\tilde{A}_{ij} + K\tilde{\gamma}_{ij}/3)$. The BSSN evolution equations are then

$$\partial_t \tilde{\gamma}_{ij} = -2\alpha\tilde{A}_{ij} + \mathcal{L}_\beta \tilde{\gamma}_{ij} \quad (5)$$

$$\partial_t \phi = \frac{1}{6}(-\alpha K + D_i \beta^i) \quad (6)$$

$$\begin{aligned} \partial_t \tilde{\Gamma}^i &= -2\alpha \left(\frac{2}{3} \tilde{\gamma}^{ij} D_j K - 6\tilde{A}^{ij} D_j \phi - \tilde{\Gamma}_{jk}^i \tilde{A}^{jk} \right) \\ &\quad - 2\tilde{A}^{ij} D_j \alpha - \frac{4}{3} (\tilde{\Gamma}^i - \tilde{\gamma}^{jk} \tilde{\Gamma}_{jk}^i) \beta_{,l}^l + \tilde{\gamma}^{jk} \beta_{,jk}^i \\ &\quad + \frac{1}{3} \tilde{\gamma}^{ij} \beta_{,kj}^k - \tilde{\Gamma}^j \beta_{,j}^i + \frac{2}{3} \tilde{\Gamma}^i \beta_{,k}^k + \beta^j \tilde{\Gamma}_{,j}^i \end{aligned} \quad (7)$$

$$\begin{aligned} \partial_t \tilde{A}_{ij} &= e^{-4\phi} \left[-D_i D_j \alpha + \alpha \left(\tilde{R}_{ij} + R_{ij}^\phi \right) \right]^{TF} \\ &\quad + \alpha (K \tilde{A}_{ij} - 2\tilde{A}_{ik} \tilde{A}_j^k) + \mathcal{L}_\beta \tilde{A}_{ij} \end{aligned} \quad (8)$$

$$\partial_t K = -D^i D_i \alpha + \alpha \left(\tilde{A}^{ij} \tilde{A}_{ij} + \frac{1}{3} K^2 \right) + \mathcal{L}_\beta K. \quad (9)$$

Here the superscript TF in Eq. (8) denotes the trace free part and D_i is the derivative operator compatible with the 3-metric. In order to ensure that \tilde{A}_{ij} remains traceless during our numerical evolution, we subtract any trace due to numerical errors after each evolution step from \tilde{A}_{ij} .

As in paper 1 we will keep the shift β^i constant during all our evolutions and choose some particular coordinate condition to evolve the lapse α . Furthermore we employ spherical coordinates to evolve all fields inside a spherical shell that is bounded by an inner radius R_{in} located just inside the horizon and the outer radius R_{out} that can be chosen freely. This means that we need boundary conditions at both the excision radius R_{in} and at the outer boundary R_{out} . At R_{out} we use the same simple radiative boundary conditions that were also employed in paper 1, and which are used by virtually all other BSSN implementations. The difference in the current work lies at the excision boundary R_{in} . In paper 1 we had simply assumed that all modes at the excision radius R_{in} are going into the hole (i.e. are leaving the numerical domain), which implies that no boundary condition

should be imposed at R_{in} . However, as already shown by Bona et al. [57], the gauge conditions of the “1+log” type used in paper 1 introduce faster than light gauge speeds so that one can expect gauge modes to leave the hole. By analyzing the characteristic modes of a first order in space extension of the BSSN system Beyer and Sarbach [58] have explicitly shown that the assumption that all modes are going into the hole is only true for particular gauge conditions and that in fact certain gauge modes do leave the black hole for the gauges investigated in paper 1. This result still holds for the second order in space BSSN system used here. The reason is as follows: The extension in [58] consists of merely introducing the additional derivative variables $d_k = 12\partial_k \phi$, $d_{kij} = \partial_k \tilde{\gamma}_{ij}$, $A_k = (\partial_k \alpha)/\alpha$ [78] and their evolution equations without adding any constraints. Hence the mode speeds of this first order system are the same as one would obtain from the formalism of Gundlach and Martin-Garcia [59, 60] for second order systems, in which one would express the corresponding modes in terms of longitudinal derivatives of ϕ , $\tilde{\gamma}_{ij}$ and α .

Thus not imposing any boundary conditions at the excision radius while using the gauges in paper 1 will cause instabilities and is one of the reasons why the runs in paper 1 failed so early on. To avoid this problem we now use

$$\partial_t \alpha = \beta^i \partial_i \alpha - \alpha^2 K + C_0 \quad (10)$$

as the evolution equation for the lapse. Here the constant

$$C_0 = \alpha(t=0)^2 K(t=0) - \beta^i(t=0) \partial_i \alpha(t=0) \quad (11)$$

is computed from the initial values of α , β^i and K and is chosen such that $\partial_t \alpha = 0$ initially. Using the equations for the characteristic speeds given in [58] it is clear that all modes (including the gauge modes) of the first order BSSN version are going into the black hole inside the horizon when the lapse evolves according to Eq. (10). Therefore it is now indeed justified to not impose any boundary conditions at R_{in} , which is precisely what we will do here. This observation carries over to the second order in space version of the BSSN system we are using here. However, this new gauge condition alone does not lead to a big improvement in the run-time of our code. We also need the filter algorithm described in the next subsection.

B. Numerical methods employed in the SGRID code

For the time integration of all evolved fields we use a fourth order accurate Runge-Kutta time integrator. In order to compute spatial derivatives we apply essentially the same pseudospectral collocation method as in paper 1 but this time we add a particular filter algorithm that leads to big increases in run-time. For a thorough discussion of collocation methods and other possible spectral

methods in a more general setting we refer the reader to a recent review article by Grandclément and Novak [61].

As in paper 1 we use standard spherical coordinates and use Chebyshev polynomials in the radial direction and Fourier expansions in both angles. The collocation points are then given by

$$r_i = \frac{R_{in} - R_{out}}{2} \cos\left(\frac{i\pi}{N_r - 1}\right) + \frac{R_{in} + R_{out}}{2} \quad (12)$$

$$\theta_j = \pi(2j + 1)/N_\theta \quad (13)$$

$$\varphi_k = 2\pi k/N_\varphi, \quad (14)$$

where $0 \leq i \leq N_r - 1$, $0 \leq j \leq N_\theta - 1$, $0 \leq k \leq N_\varphi - 1$ and N_r , N_θ , N_φ are the number of collocation points in each direction. Notice that both angles run from 0 to 2π , which is necessary to ensure the periodicity in both angles needed for Fourier expansions. In paper 1 we have found that this double covering causes no problems when we evolve scalar fields. Furthermore, simply removing the double covering does not improve the run-time for a simulation with BSSN.

In order to avoid problems near the coordinate singularities at the poles we evolve the Cartesian components of all BSSN fields. The spatial components of the evolved fields thus are ϕ , $\tilde{\gamma}_{ij}$, $\tilde{\Gamma}^i$, \tilde{A}_{ij} , and K . We can expand these fields in terms of spherical harmonics. For a spherically symmetric hole the modes contained in these fields are $l = 0$ for ϕ and K , $l = 0$ and $l = 1$ for $\tilde{\Gamma}^i$, $l = 0$, $l = 1$ and $l = 2$ for $\tilde{\gamma}_{ij}$ and \tilde{A}_{ij} . This shows that scalar, vector and tensor like fields contain a different number of l -modes. However, our double Fourier expansions of both angles do not make this distinction, and in addition they even allow for fields that could not be represented by Spherical Harmonics (because of the double covering). This motivates the following spectral filter algorithm, which we have found to be crucial to extend the run-time of our simulations. From the representation of each field u by its values at the collocation points we compute expansion coefficients in terms of discrete Spherical Harmonics. I.e. for each radial grid point we compute [62]

$$c(r_i)_{lm} = \frac{\sqrt{2\pi}}{2B} \sum_{j=0}^{2B-1} w_j P_l^m(\cos\theta_j) \sum_{k=0}^{N_\varphi-1} e^{im\varphi_k} u(r_i, \theta_j, \varphi_k) \quad (15)$$

where the $P_l^m(x)$ are Associated Legendre polynomials, their weights are

$$w_j = \frac{2}{B} \sin\left(\frac{(2j+1)\pi}{4B}\right) \times \sum_{k=0}^{B-1} \frac{1}{2k+1} \sin\left((2j+1)(2k+1)\frac{\pi}{4B}\right), \quad (16)$$

$B = N_\theta/4$ and we choose N_θ to be a multiple of 4. The sum over k in Eq. (15) is a simple Fourier transform, while the sum over j is computed using routines from the S2kit package [62, 63]. The maximum l in this expansion

is $l_{max} = B - 1 = N_\theta/4 - 1$, and as usual we set $c(r_i)_{lm} = 0$ if $m > l_{max}$. Note that the sum over k in Eq. (15) only runs up to $2B - 1 = N_\theta/2 - 1$, i.e. the only field values taken into account come from points with $0 \leq \theta \leq \pi$. From the coefficients $c(r_i)_{lm}$ we can then recompute $u(r_i, \theta_j, \varphi_k)$ via the inverse discrete Spherical Harmonic transform.

In terms of a double Fourier representation an expansion up to l_{max} corresponds to $2l_{max} + 1$ Fourier modes for both the θ - and φ -directions. I.e. after recomputing the $u(r_i, \theta_j, \varphi_k)$ via the inverse transform only $2l_{max} + 1 = N_\theta/2 - 1$ Fourier modes remain. Since originally we had N_θ Fourier modes, this operation filters out about half of all Fourier modes for the θ -direction. Similarly it filters out all modes above $k = 2l_{max} = N_\theta/2 - 2$ for the φ -direction. For our simulations we choose $N_\varphi = 3N_\theta/4$. In that case the above projection onto Spherical Harmonics filters the upper third of the Fourier modes for the φ -direction. We use this procedure to filter all tensor like fields (i.e. $\tilde{\gamma}_{ij}$ and \tilde{A}_{ij}). For vector like fields ($\tilde{\Gamma}^i$ and β^i) we additionally set $c(r_i)_{lm} = 0$ so that we filter one more l -mode. For scalars like fields (ϕ , K and α) we set $c(r_i)_{lm} = c(r_i)_{l_{max}-1} = 0$ so that we filter yet one more l -mode. Notice that this filter algorithm also removes the double covering. We apply it after each evolution step. It removes any unphysical modes (i.e. the ones which cannot be represented by an expansion of Spherical Harmonics). It also removes high frequency modes that have been contaminated by aliasing due to the non-linear terms in the BSSN system. Since the submission of this paper we have also successfully used this filter in scalar field evolutions [64].

When we apply the filter algorithm for the angular directions detailed above our code runs noticeably longer. Since the BSSN system is non-linear, aliasing also occurs in the radial direction. We can further improve the run-time by applying the standard Orszag 2/3 rule [65, 66] in the radial direction: We first compute the coefficients a_i of the Chebyshev expansion in the radial direction for each field and then set $a_i = 0$ for all $i \geq 2N_r/3$, i.e. we filter out the top 1/3 of the Chebyshev modes. From the so filtered a_i we recompute the values of all fields at the collocation points. When we apply both the radial and especially the angular filter algorithms we get a greatly improved run-time.

III. EVOLVING A BLACK HOLE WITH THE SGRID CODE

In this section we show the results from several simulations of a single black hole. The Kerr-Schild initial data together with the choice of lapse and shift explained above describe a static black hole, so that during evolution all fields should remain constant. However due to numerical errors this is not exactly the case. In fact we observe that the norms of all fields grow in time until the code finally fails. This growth is exponential as is

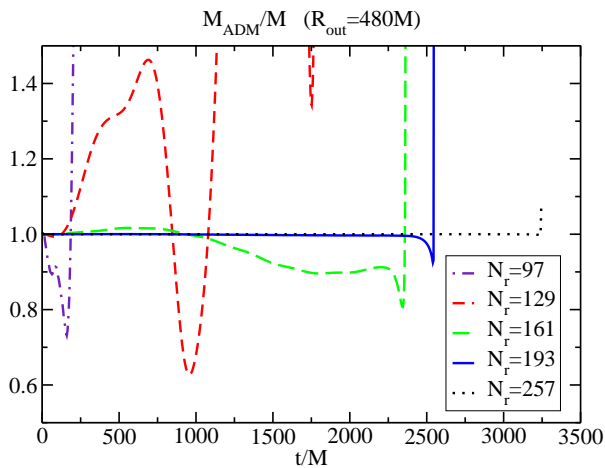


FIG. 1: This plot shows the ADM mass M_{ADM} for simulations with different radial resolutions. In each case $R_{out} = 480M$ and $(N_\theta, N_\varphi) = (16, 12)$. The code performs much better for higher resolutions.

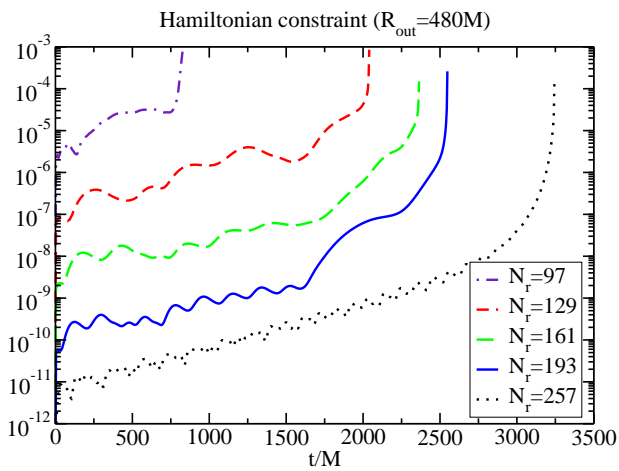


FIG. 2: This plot shows the L^2 -norm of the Hamiltonian constraint violation for different radial resolutions. In each case $R_{out} = 480M$ and $(N_\theta, N_\varphi) = (16, 12)$. We observe geometric convergence with increasing resolution.

typical for the numerical instabilities in such problems. Nevertheless, the time scale for this growth is now much longer than in paper 1.

In all the simulation described in this paper the time step in our Runge-Kutta time integrator is set to

$$\Delta t = \Delta r_{min}/2, \quad (17)$$

where Δr_{min} is the distance between the two closest grid points in the radial direction. For the first set of simulations we use a spherical shell that extends from $R_{in} = 1.85M$ to $R_{out} = 480M$ as our numerical domain. The angular resolution is chosen to be $(N_\theta, N_\varphi) = (16, 12)$, which corresponds to $l_{max} = 3$ after applying our filters.

Figures 1 and 2 show how the ADM mass M_{ADM} and

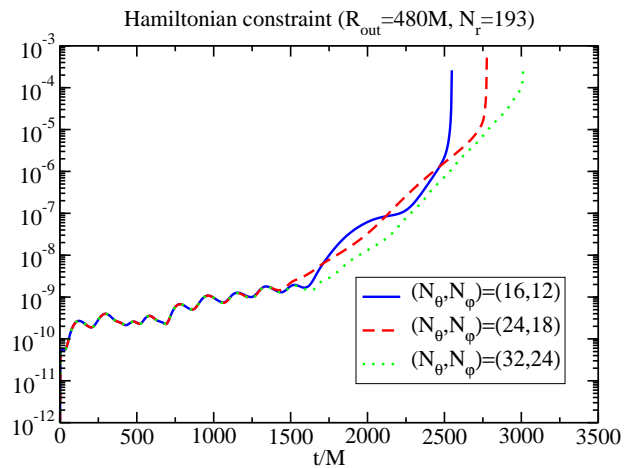


FIG. 3: This plot shows the L^2 -norm of the Hamiltonian constraint violation for different angular resolutions. In each case $R_{out} = 480M$ and $N_r = 193$. We see that the results do not depend much on the angular resolution.

the Hamiltonian constraint

$$H = R + K^2 - K_j^i K_i^j \quad (18)$$

evolve in time for different radial resolutions (given in terms of N_r). In all cases examined, our code fails eventually. The time when it fails corresponds to the end of the lines in Fig. 2. However, the run-time in each case is significantly longer than in paper 1. Furthermore, we see from both figures that the code runs longer for higher resolutions. For example for $N_r = 257$ we get a run-time of $3244M$, which is more than 30 times longer than in paper 1. As is evident from Fig. 2 our code exhibits the geometric convergence expected from a spectral code. From Fig. 1 we see that the M_{ADM} (which should in principle be always equal to M) remains closer to M for longer with increased resolution.

The simulations discussed so far were all for the same angular resolution. However, as one can see from Fig. 3, our results are largely independent of angular resolutions as one would expect for a spherically symmetric problem. For this reason we will revert to $(N_\theta, N_\varphi) = (16, 12)$ from now on.

The reader may wonder why in fact our code fails at late times. The reason lies with the radiative outer boundary conditions we use when we evolve the BSSN system. Figure 4 depicts the normalized Hamiltonian constraint, which is obtained from the Hamiltonian constraint divided by the magnitude of all terms that enter Eq. (18). Compared to H this normalization magnifies errors near the outer boundary, since far away from the black hole the individual terms in Eq. (18) are all small. Figure 4 shows that Hamiltonian constraint violations which are at first ($t = 500M$) concentrated near the outer boundary gradually enter the numerical domain, until the simulation fails shortly after $t = 2500M$. In principle this problem should not come as a surprise. The standard radiative outer boundary conditions impose conditions on

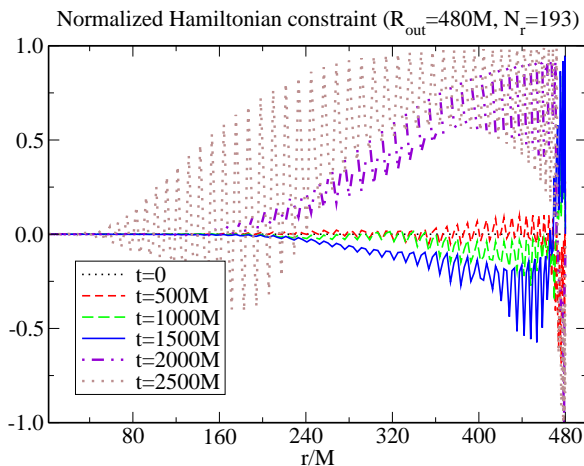


FIG. 4: This plot shows the normalized Hamiltonian along the radial direction ($\theta = 9\pi/16$, $\varphi = 0$) for different times. The resolution is $(N_r, N_\theta, N_\varphi) = (193, 16, 12)$ and the outer boundary is at $R_{out} = 480M$. We see how constraint violations enter through the outer boundary and in time contaminate the entire numerical domain.

all evolved fields, which implies that we are imposing conditions on all ingoing and outgoing modes. However, we really should only impose conditions on the ingoing modes. In paper 1 we have shown that for a scalar field system the radiative conditions are equivalent to imposing conditions only on incoming modes, because the conditions on the outgoing modes are equivalent to the evolution equations. For the BSSN system, however, there is no clear cut answer. To our knowledge the well-posedness of the boundary problem for the BSSN system has never been established and remains an open question. The work by Beyer and Sarbach [58] mentioned above comes closest to addressing our problem. They provide explicit boundary conditions for the incoming modes of the BSSN system for the case of a frozen shift that is tangential to the boundary. These boundary conditions lead to a well posed initial-boundary value formulation. One problem is that our shift is not tangential to the outer boundary so that their proof does not strictly apply here. Yet even if the proof could be extended to a radial shift, another possibly more serious problem remains. Beyer and Sarbach provide only seven boundary conditions because there are exactly seven modes that enter through the outer boundary [79]. However, the radiative boundary conditions we use here impose conditions on all evolved variables, which amounts to 18 conditions. Simple counting arguments make it seem unlikely that our 18 conditions reduce to only 7 conditions on the incoming modes. So if indeed there is a problem with well-posedness at the continuum level, the real surprise is that radiative outer boundary conditions work as well as they do for the BSSN system. Recall that all the finite differencing codes that have recently been used to perform long term simulations of binary black holes [17, 18, 19, 20, 21, 22, 23, 24, 25, 26, 27, 28, 29, 30, 31, 32, 33, 34, 35, 36, 37, 38, 39, 40,

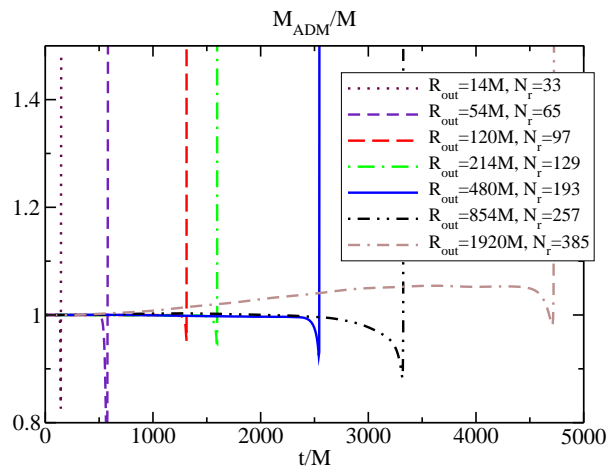


FIG. 5: This plot shows the ADM mass for runs with different R_{out} . In each case we use $(N_\theta, N_\varphi) = (16, 12)$ and adjust N_r such that the resolution near the black hole is the same for each run. The lines end when the run fails. We observe that the run-time increases with increasing R_{out} .

41, 42, 43, 44, 45, 46, 47, 48, 49, 50, 51, 52] also use these radiative outer boundary conditions. These finite differencing codes are typically run for several thousand M without failing. However, they also have problems at the outer boundary in the sense that constraint violations are observed to enter. So we conclude that we need improved outer boundary conditions if we want to evolve for even longer times, at least with a spectral code. Nevertheless, an evolution time of about $2500M$ is not all that bad and may already be sufficient for many problems. In addition, we have found a simple way to further increase the run-time. Figure 5 shows the ADM mass M_{ADM} for runs with different R_{out} . The lines end when the code fails. In all these runs we use the same angular resolution and we adjust N_r such that the radial resolution is kept constant near the black hole horizon. We see that the run-time is longer for larger R_{out} . Thus we are able to increase the run-time as much as we need. The only cost is the additional computer time needed to simulate a larger domain. For example for $R_{out} = 1920M$ we can evolve for more than $4500M$. Note that while the radial resolution is the same near the black hole horizon for all runs shown in Fig. 5, the resolution in the middle of the domain is less for the runs with larger R_{out} . This fact is related to the uneven spread of collocation points for the Chebyshev expansions used in the radial direction. Thus effectively the runs with larger R_{out} are less accurate. We could have of course increased N_r even further so that the resolution in the middle of the domain would always be the same. In that case the radial resolution near the black hole would increase with R_{out} and we would get even longer run-times, since as evidenced by Fig. 2 the run-time only increases with increased resolution. Figure 6 is the analog of Fig. 5 for the case where we increase N_r proportional to R_{out} . We see that the run-time is now approximately proportional to R_{out} .

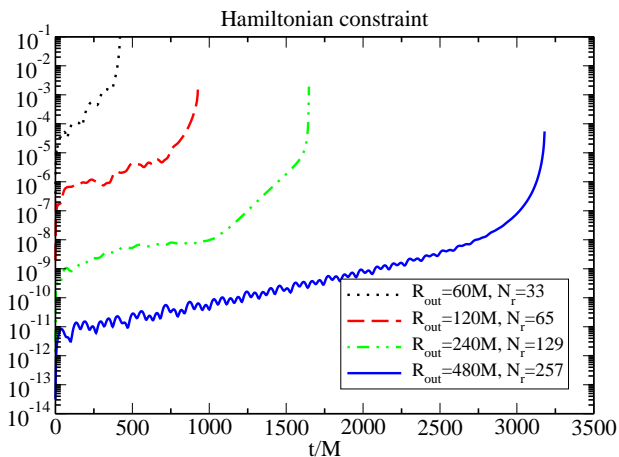


FIG. 6: This plot shows the Hamiltonian constraint for runs with different R_{out} . In each case we use $(N_\theta, N_\varphi) = (16, 12)$ and adjust N_r such that the resolution in the middle of the domain is the same for each run. The lines end when the run fails. We observe that the run-time is proportional to R_{out} .

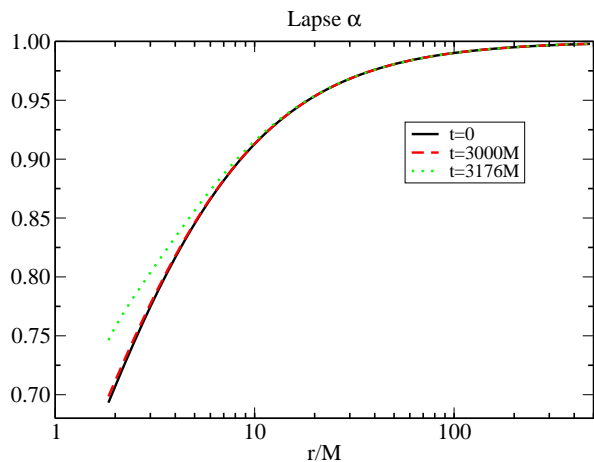


FIG. 7: This plot shows the lapse α along the radial direction for the run with $R_{out} = 480M$ and $(N_r, N_\theta, N_\varphi) = (257, 16, 12)$ for three different times.

In order to get a sense of how much the metric fields change during our evolutions Fig. 7 depicts the lapse α at three different times for the longest run of Fig. 6. From Fig. 7 we see that until $t = 3000M$ the lapse does not change by much. Most of the change occurs just before the run fails at $3176M$.

In order to study the angular dependence of the constraint violations entering through the outer boundary we next show snapshots of the normalized Hamiltonian constraint in the xz -plane. For visual clarity we depict results from a short low resolution run with outer boundary at $R_{out} = 60M$. Figures 8-11 show that the constraint violations have no strong angular dependence when our filters are active. Yet we see strong oscillations in the radial direction. This particular simulation fails shortly after $t = 424M$. Figures 12 and 13 show how our

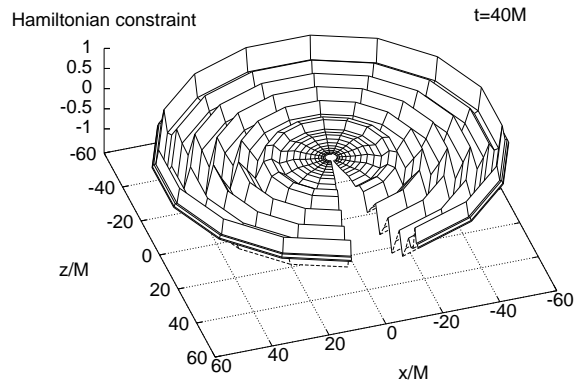


FIG. 8: The normalized Hamiltonian in the xz -plane at $t = 40M$ for a run using our spectral filters. The resolution is $(N_r, N_\theta, N_\varphi) = (33, 16, 12)$ and the outer boundary is at $R_{out} = 60M$. We see how constraint violations have entered through the outer boundary.

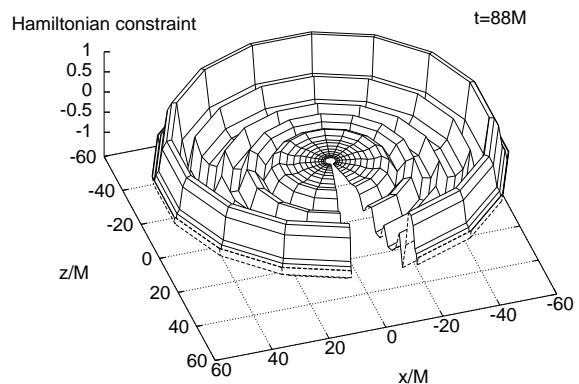


FIG. 9: Same as Fig. 8 but at $t = 88M$.

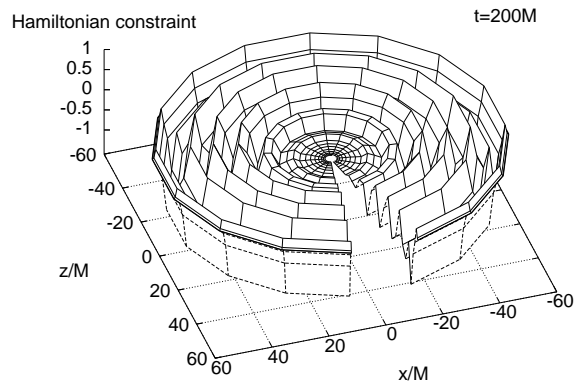


FIG. 10: Same as Fig. 8 but at $t = 200M$.

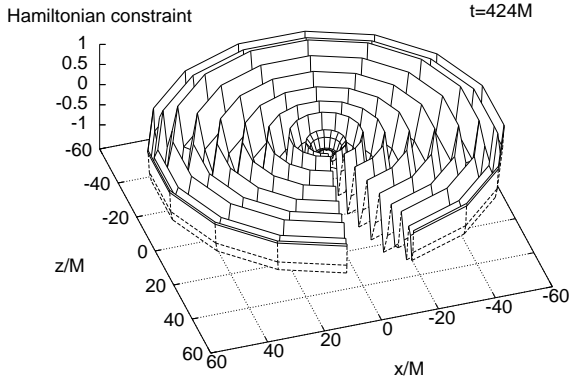


FIG. 11: Same as Fig. 8 but at $t = 424M$ just before the run fails.

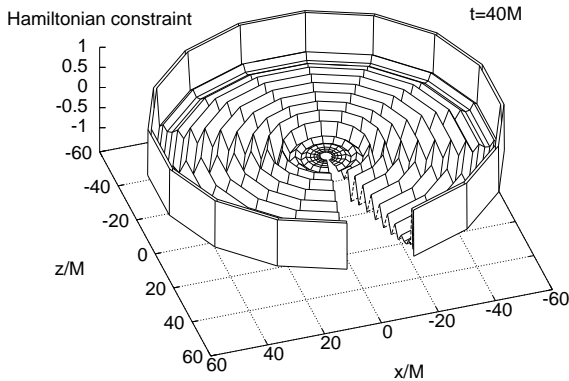


FIG. 12: Same as Fig. 8 but without filtering.

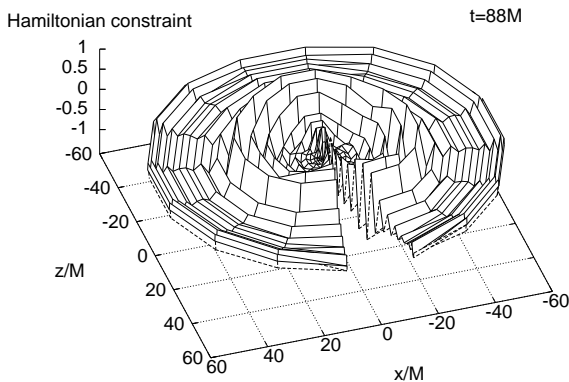


FIG. 13: Same as Fig. 12 but at $t = 88M$ just before the run fails. No filters were used. The result is no longer spherically symmetric.

results change if our filters are switched off. The constraint violations are larger, the run fails sooner (shortly after $t = 88M$), and towards the end our results deviate significantly from spherical symmetry. Nevertheless the strongest oscillations are still in the radial direction.

IV. BSSN TESTS IN A 3-TORUS

As we have seen our black hole runs always fail at some point. In order to strengthen the conjecture that this failure is related to the radiative outer boundary conditions, we have also performed two simple tests in a 3-torus, i.e. without boundary conditions. These tests were originally proposed in [67]. For the BSSN system both tests have been performed before [68] using a finite difference code [69, 70]. As we will see below the spectral SGRID code is at least as stable as the finite differencing code. Both tests are carried out in Cartesian coordinates using Fourier expansions in x , y and z -directions. Also, both are effectively one-dimensional as we only use either 3 or 1 points in the y and z -directions.

A. Random perturbations on flat space

In this test we evolve flat space in a 3-torus with added random perturbations. The initial data are given by [67]

$$g_{ij} = \delta_{ij} + \varepsilon_{ij}, \quad (19)$$

$$K_{ij} = \varepsilon_{ij}, \quad (20)$$

$$\alpha = 1 + \varepsilon_{ij}, \quad (21)$$

$$\beta^i = 0, \quad (22)$$

where ε_{ij} is a random number with a probability distribution that is uniform in the interval $[-10^{-10}/(50/N_x)^2, +10^{-10}/(50/N_x)^2]$. Hence our initial data differ slightly from the ones in [68] who add random noise only to g_{ij} . The parameters for this test are:

- Points: N_x is varied, $N_y = N_z = 3$
- Resolution $\Delta x = 1/N_x$
- Simulation domain: $x \in [0, 1]$, $(y, z) \in [0, 3\Delta x]$
- Gauge: $\partial_t \alpha = -\alpha^2 \text{tr} K$, $\beta^i = 0$

Our results are shown in Fig. 14. As we can see our simulations are all stable. The Hamiltonian constraint violation is constant. As expected the Hamiltonian constraint does not converge to zero, since we have added random perturbations to flat space, which do not satisfy the constraints. The amplitude of the added random noise was chosen such that the Hamiltonian constraint violation should be independent of the spatial resolution. From Fig. 14 we see that we indeed get roughly the same constraint violation for each run. The same qualitative

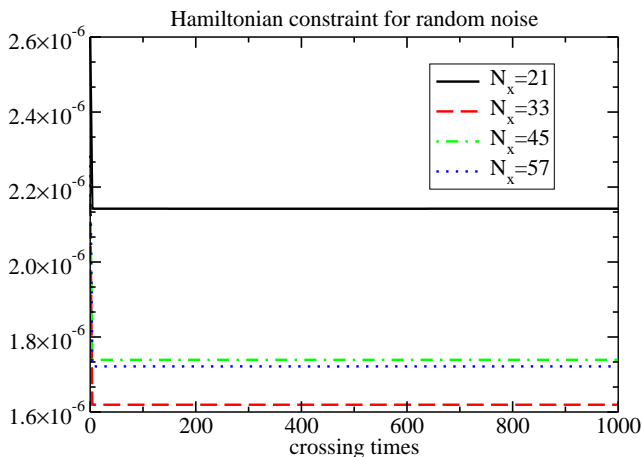


FIG. 14: The L^2 -norm of the Hamiltonian constraint does not grow in time if we evolve flat space with random noise in a 3-torus. As expected, the Hamiltonian constraint has approximately the same value for all resolutions.

results for BSSN were obtained in [68] with a finite differencing code. We should also note that this test is non-trivial. In [68] it was shown that (at least in the finite differencing case) both the ADM [71] and the AA [72] system fail this test.

B. Gauge wave

In this test we look at the stability of the BSSN system in the non-linear case. We consider flat space in a coordinate system where the metric is given by [67]

$$ds^2 = -(1+a)dt^2 + (1+a)dx^2 + dy^2 + dz^2, \quad (23)$$

with $a = A \sin[2(x-t)/L]$. We set our initial data using this metric at $t = 0$. Here L is the size of the domain in the x -direction and A is the amplitude of the wave. Since this wave propagates along the x -axis and all derivatives are zero in the y - and z -directions, the problem is one-dimensional. For our tests we use these parameters:

- Points: N_x is varied, $N_y = N_z = 1$
- One-dimensional simulation domain: $x \in [0, 1]$
- $A = 0.01$
- Gauge: $\partial_t \alpha = -\alpha^2 \text{tr} K$, $\beta^i = 0$

From Fig. 15 we see that our simulations are unstable. We lose convergence after about 600 light crossing times. After that the runs fail at around 700 crossing times. While this result is disappointing, it is not surprising. When Jansen et al. [68] performed the very same test with a finite differencing code, BSSN failed even earlier at around 100 crossing times. So in fact the SGRID code runs longer than a finite differencing code and the observed instability is likely not a result of our numerical

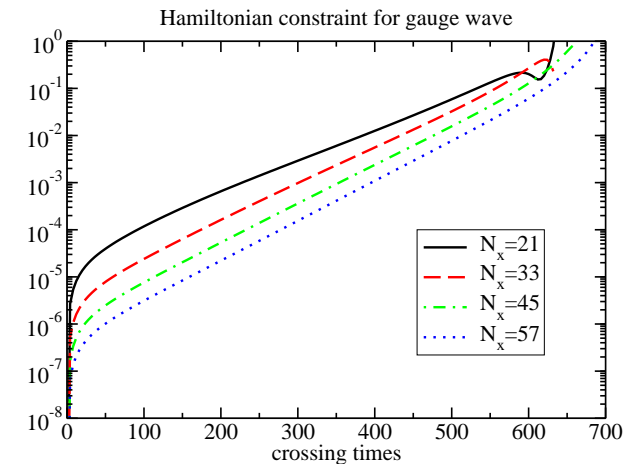


FIG. 15: The L^2 -norm of the Hamiltonian constraint grows exponentially for a gauge wave in a 3-torus. Convergence is lost after about 600 crossing times. The lines end when the runs fail. Nevertheless the runs last about seven times longer than with a finite difference code.

method. Furthermore, the gauge wave test is a member of a one-parameter family of exponential harmonic gauge solutions [73, 74]. Any numerical error can probe a member that is exponentially growing. Thus generically we expect an exponential blow up for any formulation with any code.

C. Test results

We should point out that for the two test results presented above we have used the Orszag 2/3 rule in the x -direction to filter out high frequency Fourier modes. The motivation for this filter was the success of the filters in our black hole evolution. We have found, however, that this filter does not help and that we obtain qualitatively the same results without it.

As we have seen, the spectral implementation of BSSN performs as well or better than a finite differencing implementation. In the random noise test the BSSN implementation in SGRID shows long term stability. In the gauge wave test SGRID runs longer than a finite differencing code, but fails after about 700 crossing times. We note that our black hole simulations last only a few crossing times. Thus when measured in crossing times BSSN in SGRID runs much longer without boundary conditions than with radiative boundary conditions. We interpret this fact as further evidence for our conjecture that the radiative outer boundary conditions are the main reason for the failure of our black hole evolutions.

V. DISCUSSION

As we have seen long term evolutions of single black holes with the BSSN system are possible with a spec-

tral method. One of the ingredients needed to achieve this goal is a suitable gauge condition that is compatible with imposing no boundary conditions at the excision surface. The second and main ingredient is the spectral filter described in Sec. IIB above. This filter is capable of removing unphysical modes related to the double covering introduced by double Fourier expansions. At the same time it also removes high frequency modes that are contaminated by aliasing due to non-linear terms in the BSSN system. Simulations with this filter run significantly longer. The only limitation seem to be problems at the outer boundary coming from the simplistic radiative conditions used there. This shows that further work along the lines of [75] is in principle needed to determine better outer boundary conditions for the BSSN system. There has been some work [59, 60, 76] on determining ingoing and outgoing modes for the BSSN system in its standard second order in space form. Also, a recent paper by Núñez and Sarbach [77] presents interesting new boundary conditions that lead to a well posed initial-boundary value formulation for the case of linearized gravity. However, we are not aware of any publication that provides explicit boundary conditions for BSSN which we could directly implement in our code. And deriving such boundary conditions is beyond the scope of this work. But as we have seen, the problem of not having good outer boundary conditions can also be circumvented by pushing out the location of the outer boundary. In addition, a run-time of several thousand M may be completely sufficient for many applications. For example, the many simulations we recently performed with our finite differencing code to determine the final mass and spin of black hole mergers [47] all just needed

a run-time between $400M$ and $1000M$. So it seems that the main roadblock for long term simulations of the BSSN system with spectral methods has been removed by the filter algorithms introduced in Sec. IIB.

Nevertheless, our work provides a strong motivation for finding better outer boundary conditions for the BSSN system. We have observed that radiative outer boundary conditions cause constraint violations to enter the numerical domain. This happens for both spectral and finite differencing codes. Furthermore, BSSN in our spectral code runs for only a few light crossing times when we evolve with radiative outer boundary conditions, while it runs for hundreds of crossing times without these boundary conditions. So far this instability has not been observed with finite differencing codes. One reason for this difference may be that finite differencing codes are local since their stencils cover only a few points. Spectral codes, on the other hand, are global in the sense that their stencils cover all points, so that problems at the boundary will immediately affect all points. Thus they are inherently more sensitive to problematic boundary conditions. However, it is possible that the boundary driven instabilities we observe with SGRID could also affect finite differencing codes in some situations, possibly at later times.

Acknowledgments

It is a pleasure to thank Peter Diener and David Hilditch for useful discussions about BSSN gauge modes near black holes and boundary conditions. This work was supported by NSF grants PHY-0652874 and PHY-0855315.

-
- [1] LIGO, <http://www.ligo.caltech.edu/>.
 - [2] GEO600, <http://www.geo600.org/>.
 - [3] B. Schutz, *Class. Quantum Grav.* **16**, A131 (1999).
 - [4] F. Pretorius, *Class. Quant. Grav.* **22**, 425 (2005), gr-qc/0407110.
 - [5] F. Pretorius, *Phys. Rev. Lett.* **95**, 121101 (2005), gr-qc/0507014.
 - [6] F. Pretorius, *Class. Quant. Grav.* **23**, S529 (2006), gr-qc/0602115.
 - [7] F. Pretorius and D. Khurana, *Class. Quant. Grav.* **24**, S83 (2007), gr-qc/0702084.
 - [8] C. Palenzuela, M. Anderson, L. Lehner, S. L. Liebling, and D. Neilsen, *Phys. Rev. Lett.* **103**, 081101 (2009), 0905.1121.
 - [9] L. Lindblom, M. A. Scheel, L. E. Kidder, R. Owen, and O. Rinne, *Class. Quant. Grav.* **23**, S447 (2006), gr-qc/0512093.
 - [10] M. A. Scheel et al., *Phys. Rev.* **D74**, 104006 (2006), gr-qc/0607056.
 - [11] M. Boyle et al., *Phys. Rev.* **D76**, 124038 (2007), 0710.0158.
 - [12] M. A. Scheel et al., *Phys. Rev.* **D79**, 024003 (2009), 0810.1767.
 - [13] E. Pazos, M. Tiglio, M. D. Duez, L. E. Kidder, and S. A. Teukolsky, *Phys. Rev.* **D80**, 024027 (2009), 0904.0493.
 - [14] B. Szilagyi, L. Lindblom, and M. A. Scheel (2009), 0909.3557.
 - [15] T. Chu, H. P. Pfeiffer, and M. A. Scheel (2009), 0909.1313.
 - [16] T. W. Baumgarte and S. L. Shapiro, *Phys. Rev.* **D59**, 024007 (1998), gr-qc/9810065.
 - [17] M. Campanelli, C. O. Lousto, P. Marronetti, and Y. Zlochower, *Phys. Rev. Lett.* **96**, 111101 (2006), gr-qc/0511048.
 - [18] J. G. Baker, J. Centrella, D.-I. Choi, M. Koppitz, and J. van Meter, *Phys. Rev. Lett.* **96**, 111102 (2006), gr-qc/0511103.
 - [19] J. G. Baker, J. Centrella, D.-I. Choi, M. Koppitz, and J. van Meter, *Phys. Rev.* **D73**, 104002 (2006), gr-qc/0602026.
 - [20] J. G. Baker et al., *Astrophys. J.* **653**, L93 (2006), astro-ph/0603204.
 - [21] M. Campanelli, C. O. Lousto, and Y. Zlochower, *Phys. Rev.* **D73**, 061501 (2006), gr-qc/0601091.
 - [22] M. Campanelli, C. O. Lousto, and Y. Zlochower, *Phys. Rev.* **D74**, 041501 (2006), gr-qc/0604012.

- [23] M. Campanelli, C. O. Lousto, and Y. Zlochower, *Phys. Rev.* **D74**, 084023 (2006), astro-ph/0608275.
- [24] M. Campanelli, C. O. Lousto, Y. Zlochower, B. Krishnan, and D. Merritt, *Phys. Rev.* **D75**, 064030 (2007), gr-qc/0612076.
- [25] J. A. Gonzalez, U. Sperhake, B. Bruegmann, M. Hannam, and S. Husa, *Phys. Rev. Lett.* **98**, 091101 (2007), gr-qc/0610154.
- [26] U. Sperhake, *Phys. Rev.* **D76**, 104015 (2007), gr-qc/0606079.
- [27] M. Campanelli, C. O. Lousto, Y. Zlochower, and D. Merritt, *Phys. Rev. Lett.* **98**, 231102 (2007), gr-qc/0702133.
- [28] M. Campanelli, C. O. Lousto, and Y. Zlochower, *Phys. Rev.* **D77**, 101501 (2008), 0710.0879.
- [29] J. A. Gonzalez, M. D. Hannam, U. Sperhake, B. Bruegmann, and S. Husa, *Phys. Rev. Lett.* **98**, 231101 (2007), gr-qc/0702052.
- [30] B. Bruegmann, J. A. Gonzalez, M. Hannam, S. Husa, and U. Sperhake, *Phys. Rev.* **D77**, 124047 (2008), 0707.0135.
- [31] F. Herrmann, I. Hinder, D. M. Shoemaker, P. Laguna, and R. A. Matzner, *Phys. Rev.* **D76**, 084032 (2007), 0706.2541.
- [32] I. Hinder, B. Vaishnav, F. Herrmann, D. Shoemaker, and P. Laguna, *Phys. Rev.* **D77**, 081502 (2008), 0710.5167.
- [33] M. Koppitz et al., *Phys. Rev. Lett.* **99**, 041102 (2007), gr-qc/0701163.
- [34] P. Marronetti, W. Tichy, B. Bruegmann, J. Gonzalez, M. Hannam, S. Husa, and U. Sperhake, *Class. Quant. Grav.* **24**, S43 (2007), gr-qc/0701123.
- [35] P. Marronetti, W. Tichy, B. Bruegmann, J. Gonzalez, and U. Sperhake, *Phys. Rev.* **D77**, 064010 (2008), 0709.2160.
- [36] D. Pollney et al., *Phys. Rev.* **D76**, 124002 (2007), 0707.2559.
- [37] L. Rezzolla et al., *Astrophys. J.* **679**, 1422 (2008), 0708.3999.
- [38] L. Rezzolla et al., *Astrophys. J.* **674**, L29 (2008), 0710.3345.
- [39] L. Rezzolla et al., *Phys. Rev.* **D78**, 044002 (2008), 0712.3541.
- [40] U. Sperhake et al., *Phys. Rev.* **D78**, 064069 (2008), 0710.3823.
- [41] W. Tichy and P. Marronetti, *Phys. Rev.* **D76**, 061502 (2007), gr-qc/0703075.
- [42] S. Dain, C. O. Lousto, and Y. Zlochower, *Phys. Rev.* **D78**, 024039 (2008), 0803.0351.
- [43] B. Bruegmann et al., *Phys. Rev.* **D77**, 024027 (2008), gr-qc/0610128.
- [44] J. Healy et al., *Phys. Rev. Lett.* **102**, 041101 (2009), 0807.3292.
- [45] I. Hinder, F. Herrmann, P. Laguna, and D. Shoemaker (2008), 0806.1037.
- [46] C. O. Lousto and Y. Zlochower, *Phys. Rev.* **D79**, 064018 (2009), 0805.0159.
- [47] W. Tichy and P. Marronetti, *Phys. Rev.* **D78**, 081501 (2008), 0807.2985.
- [48] M. C. Washik et al., *Phys. Rev. Lett.* **101**, 061102 (2008), 0802.2520.
- [49] T. Bode et al., *Phys. Rev.* **D80**, 024008 (2009), 0902.1127.
- [50] H. Nakano, M. Campanelli, C. O. Lousto, and Y. Zlochower (2009), 0901.3861.
- [51] B. Aylott et al., *Class. Quant. Grav.* **26**, 165008 (2009), 0901.4399.
- [52] B. Aylott et al., *Class. Quant. Grav.* **26**, 114008 (2009), 0905.4227.
- [53] D. Pollney, C. Reisswig, E. Schnetter, N. Dorband, and P. Diener (2009), 0910.3803.
- [54] C. Reisswig et al. (2009), 0907.0462.
- [55] W. Tichy, *Phys. Rev.* **D74**, 084005 (2006), gr-qc/0609087.
- [56] W. Tichy, *Class. Quant. Grav.* **26**, 175018 (2009), 0908.0620.
- [57] C. Bona, J. Massó, E. Seidel, and J. Stela, *Phys. Rev. Lett.* **75**, 600 (1995), gr-qc/9412071.
- [58] H. Beyer and O. Sarbach, *Phys. Rev.* **D70**, 104004 (2004), gr-qc/0406003.
- [59] C. Gundlach and J. M. Martin-Garcia, *Phys. Rev.* **D70**, 044031 (2004), gr-qc/0402079.
- [60] C. Gundlach and J. M. Martin-Garcia, *Phys. Rev.* **D70**, 044032 (2004), gr-qc/0403019.
- [61] J. N. Philippe Grandclément, *Living Reviews in Relativity* **12** (2009), URL <http://www.livingreviews.org/lrr-2009-1>.
- [62] P. K. D. Healy Jr., D. Rockmore and S. Moore, *Journal of Fourier Analysis and Applications* **9**(4), 341 (2003).
- [63] P. J. Kostelec and D. N. Rockmore, S2kit: A Lite Version of SpharmonicKit: <http://www.cs.dartmouth.edu/~geelong/sphere/>.
- [64] I. Vega, P. Diener, W. Tichy, and S. Detweiler, *Phys. Rev.* **D80**, 084021 (2009), 0908.2138.
- [65] S. A. Orszag, *J. Atmosph. Sci.* **28**, 1074 (1971).
- [66] J. P. Boyd, *Chebyshev and Fourier Spectral Methods (Second Edition, Revised)* (Dover Publications, New York, 2000).
- [67] M. Alcubierre, G. Allen, T. W. Baumgarte, C. Bona, D. Fiske, T. Goodale, F. S. Guzmán, I. Hawke, S. Hawley, S. Husa, et al., *Class. Quantum Grav.* **21**, 589 (2004), gr-qc/0305023.
- [68] N. Jansen, B. Bruegmann, and W. Tichy, *Phys. Rev.* **D74**, 084022 (2006), gr-qc/0310100.
- [69] B. Bruegmann, W. Tichy, and N. Jansen, *Phys. Rev. Lett.* **92**, 211101 (2004), gr-qc/0312112.
- [70] B. Bruegmann, J. Gonzalez, M. Hannam, S. Husa, U. Sperhake, and W. Tichy, *Phys. Rev.* **D77**, 024027 (2008), gr-qc/0610128.
- [71] R. Arnowitt, S. Deser, and C. W. Misner, in *Gravitation: An Introduction to Current Research*, edited by L. Witten (John Wiley, New York, 1962), pp. 227–265, gr-qc/0405109.
- [72] A. Alekseenko and D. Arnold, *Phys. Rev.* **D68**, 064013 (2003), gr-qc/0210071.
- [73] M. C. Babiuc, B. Szilagy, and J. Winicour, *Class. Quant. Grav.* **23**, S319 (2006), gr-qc/0511154.
- [74] V. Paschalidis, J. Hansen, and A. Khokhlov, *Phys. Rev.* **D78**, 064048 (2008), 0712.1258.
- [75] G. Calabrese, J. Pullin, O. Sarbach, M. Tiglio, and O. Reula, *Commun. Math. Phys.* **240**, 377 (2003), gr-qc/0209017.
- [76] C. Gundlach and J. M. Martin-Garcia, *Class. Quant. Grav.* **23**, S387 (2006), gr-qc/0506037.
- [77] D. Nunez and O. Sarbach (2009), 0910.5763.
- [78] Any linear combination of these additional variables would lead to the same mode speeds.
- [79] This fact also holds for a shift that is not tangential.