

BRIGHT SUPERNOVAE FROM MAGNETAR BIRTH

S. E. WOOSLEY¹

Draft version August 28, 2018

ABSTRACT

Following an initial explosion that might be launched either by magnetic interactions or neutrinos, a rotating magnetar radiating according to the classic dipole formula could power a very luminous supernova. While some ⁵⁶Ni might be produced in the initial explosion, the peak of the light curve in a Type I supernova would not be directly related to its mass. In fact, the peak luminosity would be most sensitive to the dipole field strength of the magnetar. The tail of the light curve could resemble radioactive decay for some time but, assuming complete trapping of the pulsar emission, would eventually be brighter. Depending on the initial explosion energy, both high and moderate velocities could accompany a very luminous light curve.

Subject headings: supernovae: general; hydrodynamics, shock waves, turbulence

1. INTRODUCTION

The role of rotation in powering the explosion of supernovae has long been debated (e.g., Akiyama et al. 2003; Hoyle 1946; LeBlanc & Wilson 1970; Ostriker & Gunn 1971). Most recent work has focused on the possibility that a rotating neutron star could, by way of a magnetic interaction, be the energy source for *exploding* a massive star. While that issue is far from resolved, and recent headway has been made in exploding these same stars using neutrino transport, it is certain that a large fraction of supernova explosions produce rotating neutron stars and that those neutron stars frequently have large magnetic fields. Magnetars are a class of neutron stars with field strengths 10^{14} to 10^{15} Gauss and more. They may constitute 10% of the neutron star birthrate (Kouveliotou et al. 1998). It is likely that fast rotation in the collapsing iron core is responsible for creating the large magnetic field (Duncan & Thompson 1992), so it is reasonable to expect that the birth of rapidly rotating, highly magnetic neutron stars is commonplace.

It is also generally assumed that these rapidly rotating neutron stars are magnetically braked by dipole emission early on, accounting for the slow periods observed in anomalous x-ray pulsars and soft gamma-ray repeaters (Duncan & Thompson 1992; Kouveliotou et al. 1998). Since the initial rotational energy of such stars at birth must have been large and 1000 years later is small, where did the difference go? Might it have been emitted in some observable form?

As a rough approximation, assume that the neutron star radiates its rotational energy away at a rate given by the traditional dipole formula for pulsars. For a typical moment of inertia of 10^{45} g cm², the rotational energy of a neutron star with period, P_{ms} , in milliseconds is

$$E = \frac{1}{2} I \omega^2 \quad (1)$$

$$\approx 2 \times 10^{52} P_{\text{ms}}^{-2} \text{ erg.}$$

The approximate energy loss for dipole radiation is given

by the Larmor formula (e.g., Lang 1980),

$$\frac{dE}{dt} = \frac{2}{3c^3} (BR^3 \sin \alpha)^2 \left(\frac{2\pi}{P} \right)^4 \quad (2)$$

$$\approx 10^{49} B_{15}^2 P_{\text{ms}}^{-4} \text{ erg s}^{-1}.$$

Here B_{15} is the surface dipole field in 10^{15} Gauss, $R \approx 10^6$ cm is the neutron star radius, and α is the inclination angle between the magnetic and rotational axes, taken arbitrarily to be 30 degrees.

At face value, these simple formulae suggest large luminosities for magnetars during the first few weeks of their lives. For example, the magnetar in SGR 1627-41 is estimated to have a current spin-down luminosity of $\sim 4 \times 10^{34}$ erg s⁻¹ at an age of 2.2 ky implying a magnetic field $B \sin \alpha \sim 2 \times 10^{14}$ Gauss (Esposito et al. 2009). Extrapolated back to when the magnetar was 10 days old, equation 2 implies a luminosity of 2×10^{44} erg s⁻¹. Provided the initial rotation rate was rapid compared with its value at 10 days, this result is independent of the initial rotation rate.

Here we explore the observational characteristics of Type Ib/c supernovae in which pulsars with magnetar-like characteristics have been embedded. The brightest supernovae actually come from neutron stars with fields that, for a magnetar, are relatively modest, $\sim 10^{14}$ Gauss. Larger fields imply that most of the magnetar's rotational energy is dissipated early on, adding to the kinetic energy and mixing, but not appreciably affecting the luminosity. These luminous magnetar-powered supernovae might easily be confused with other forms of "hypernovae" where the luminosity has a radioactive origin. Alternatively, the lack of such emission constrains the existence of any rapidly rotating magnetar. This could be an important constraint in the context of gamma-ray bursts where the the possibility of a magnetar power source is currently debated.

2. A MODEL EXPLOSION

The presupernova model adopted for our first study is a $4.37 M_{\odot}$ Wolf-Rayet star derived from the evolution of single $35 M_{\odot}$ main sequence star (Woosley & Heger 2007). Magnetars may originate from a population this massive or larger (Muno et al. 2006), and the relatively

¹ Department of Astronomy and Astrophysics, University of California, Santa Cruz, CA 95064; woosley@ucolick.org

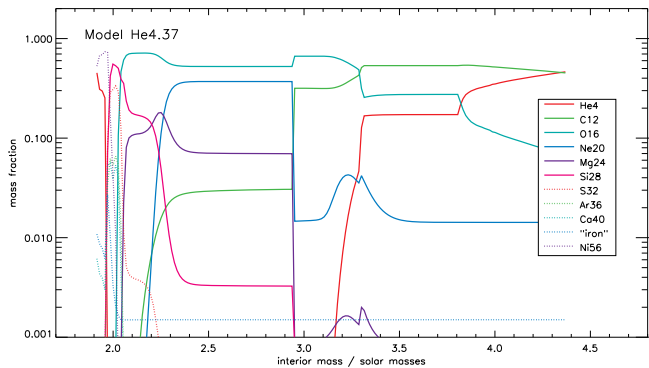


FIG. 1.— Final composition of the explosion whose light curve was shown in Fig. 2. The kinetic energy of the explosion is 1.2×10^{51} erg without the pulsar, 1.6×10^{51} erg with it.

small helium core mass will demonstrate the possibility of a very luminous supernova from a light progenitor. A heavier model is explored later. This star was exploded with a piston located at $1.89 M_{\odot}$, the base of the former oxygen burning shell where the entropy per baryon was $S/N_A k = 4.0$. The piston was moved with a speed such as to impart a final kinetic energy (without any pulsar addition) of 1.2×10^{51} erg and produce $0.05 M_{\odot}$ of ^{56}Ni (Fig. 1). The specific nature of this initial explosion is left unspecified. It could have been the result of successful neutrino-mediated transport or a consequence of early energy deposition related to the formation of the magnetar itself.

Ten seconds after the explosion, when all important nucleosynthesis had ceased and the shock wave was still about $0.5 M_{\odot}$ beneath the stellar surface, energy deposition from an assumed embedded magnetar was turned on. A magnetic field of 10^{14} Gauss and an initial rotation period of 4.5 ms were assumed, corresponding to a rotational kinetic energy of 10^{51} erg. Energy from the magnetar was deposited in the inner 10 zones of the model at a rate given by equation 2 and complete trapping was always assumed. While the form of the energy deposition was unspecified, it could be accelerated particles or radiation of any wavelength to which the supernova is initially opaque. The initial luminosity of the assumed pulsar was 10^{45} erg s^{-1} (equation 2) which declined to 10^{42} erg s^{-1} after 5.9×10^7 s. After 2×10^{11} s the rotation period was 1.0 s.

The resulting light curve is shown in Fig. 2. At early times the effect of the magnetar was negligible. Later, some of the energy went into accelerating the ejecta to higher speeds and creating a “bubble” inside the supernova. Later the energy was mostly radiated away and, at late times, the supernova luminosity tracked equation 2. The light curve peaked at 7.3×10^{43} erg s^{-1} (about 5 typical Type Ia supernovae) at 37 days. At that time, the pulsar was depositing 7.5×10^{43} erg s^{-1} . The rise time from 10^{42} erg s^{-1} was 24 days.

Also of some interest is now the magnetar emission modifies the dynamics of the explosion. Without the pulsar, the explosion energy was 1.2×10^{51} erg; with it the explosion energy is increased to 1.6×10^{51} erg. That is about 40% of the magnetar energy went into kinetic energy of expansion, while the remainder went into radiation. Energy was not deposited uniformly in the ejecta

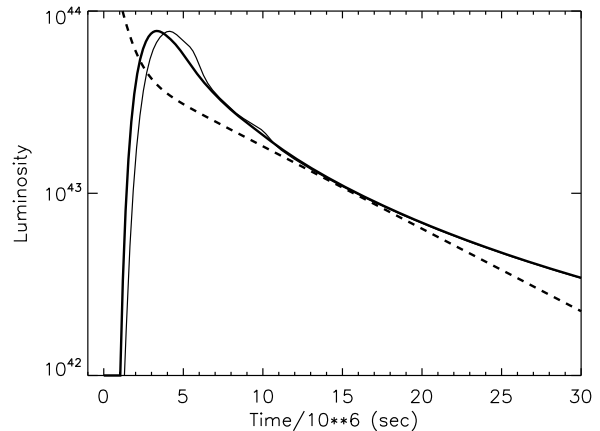


FIG. 2.— Light curve of a $4.37 M_{\odot}$ Wolf-Rayet star in which a magnetar (10^{14} Gauss; $E_o = 10^{51}$ erg) emitting dipole radiation is embedded. Complete trapping of the magnetar emission is assumed at all times. Shown for comparison is the energy released by the decay of $4 M_{\odot}$ of ^{56}Ni . If the light curve at peak had been powered by radioactivity it would have required $7 M_{\odot}$. The second solid line, slightly displaced to later times, shows the light curve of a heavier star ($7.29 M_{\odot}$) exploded with the same energy and containing the same magnetar (see § 3).

though. Because the pulsar was a central source of heating, its energy went into inflating a bubble of lower density material inside the supernova. The boundary of this bubble is a dense shell in which resides about a solar mass of the ejecta (Fig. 3). Other calculations, not illustrated here, show that if one assumes a larger magnetar rotational energy or stronger magnetic field, the velocity and mass of this thin shell are increased.

In three dimensions, this shell is probably unstable and, rather than being ejected as a thin spherical shell, the ejecta are probably mixed. This will affect the light curve, perhaps making it rise at an earlier time. Multi-dimensional studies of the coupled radiation transport and hydrodynamics are needed and are feasible, but are postponed for now. This mixing will also have important implications for the spectrum, especially at late times.

3. A HEAVIER PROGENITOR AND A STRONGER FIELD

The same magnetar in supernovae with different masses and kinetic energies will give supernovae with different properties. Consider first the effect of the same magnetar as in the previous section ($E_{\text{rot}} = 10^{51}$ erg, $B_{15} = 0.1$) embedded in a Type Ib supernova with mass $7.29 M_{\odot}$. The presupernova star here was the remnant of a $60 M_{\odot}$ main sequence star of solar metallicity, again taken from the study of Woosley & Heger (2007). The star was exploded, as before, with a piston at the base of the oxygen shell ($1.59 M_{\odot}$) and given a final kinetic energy of 1.2×10^{51} erg. Explosive nucleosynthesis produced $0.11 M_{\odot}$ of ^{56}Ni though the effect of ^{56}Ni decay was *not* included in the plots shown.

Fig. 2 already showed the resulting light curve. It is very nearly the same as for the lower mass model. With its larger mass and similar kinetic energy, the supernova expands slower, but the emerging light is only slightly delayed and on the tail, the light curves are identical.

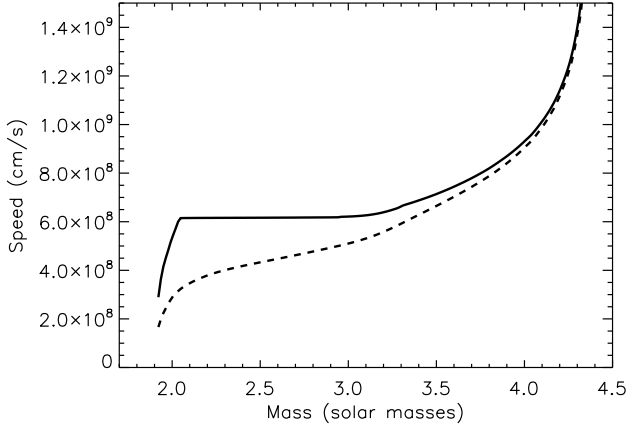


FIG. 3.— Final velocity for two explosions in which the pulsar energy deposition was included (solid line) or was not (dashed line). In one dimension, the energy deposited in the inner ten zones blows a bubble resulting in a high density shell moving at nearly constant speed. In three dimensions, this shell is probably unstable and mixing would occur.

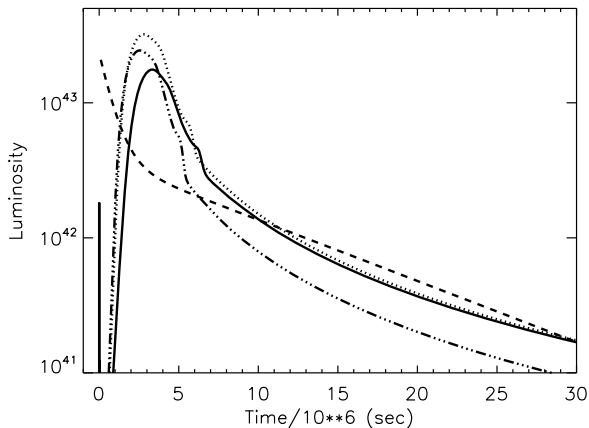


FIG. 4.— Light curves for three models based upon the 1.2×10^{51} erg explosion of a $7.29 M_{\odot}$ Wolf-Rayet star. The embedded magnetar had a field strength of 5×10^{14} Gauss and initial rotational energies of 2×10^{50} (solid line) and 5×10^{50} erg (dotted line) or 7×10^{14} Gauss and 5×10^{50} erg (dot-dashed line). The dashed line shows the energy that would result from the decay of $0.3 M_{\odot}$ of ^{56}Ni .

Fig. 4 shows what happens if the magnetar is assumed to have a stronger magnetic field, $B_{15} = 0.5$ and 0.7 . More of the rotational energy is deposited early on and contributes to the expansion rate. Consequently the light curve at peak is fainter and it declines more rapidly. Smaller initial rotation rates (2×10^{50} and 5×10^{50} erg corresponding to periods of 10 ms and 6.3 ms) were employed, but the answer is not very sensitive to that. The extra energy would just accelerate the ejecta. Since the resulting thin spherical shells are probably not physical, they are not considered here.

The light curves in Fig. 4 resemble, superficially at least, that of SN 1998bw which accompanied GRB 980425 (Patat et al. 2001). The long tails that in fact go like t^{-2} , parallel for some time that expected from the decay of ^{56}Co and if the light curve for the first year

was all one had to go by, one might easily confuse a pulsar-powered model for one powered by radioactivity. Since the explosion energy and mechanism is left unspecified here, one could invoke a much higher kinetic energy (accompanying the birth of the magnetar?) and obtain spectra like that seen in SN 1998bw. The light curve at peak would then be powered by a combination of radioactivity and pulsar emission.

However, the luminosity of SN 1998bw at times later than one year (Sollerman et al. 2002) argues against such a hybrid model. By 1000 days after the explosion, the supernova had declined to $\sim 10^{38}$ erg s^{-1} , whereas a pulsar with field strength 5×10^{14} Gauss would still be radiating 2×10^{40} erg s^{-1} . In fact, a strict application of equation 2 would imply that the pulsar must have been born with a field strength in excess of 8×10^{15} Gauss in order to satisfy the observational limit at late times, but then the magnetar would contribute all of its rotational energy to the explosion and none to the light curve.

Of course equation 2 is an approximation whose validity can be questioned, especially at early times, and the magnetic field strength and orientation need not be constant with time. Given the freedom to pick a field decay rate, the entire light curve could be fit, but this seems somewhat contrived. Fitting the late time light curve with a combination of ^{56}Co and ^{57}Ni decay seems, for now, more natural (Sollerman et al. 2002).

4. CONCLUSIONS

Pulsars with magnetar-like magnetic fields can contribute appreciably to the light curves of Type Ib and Ic supernovae. In fact, it would be surprising if they never did. For moderate field strengths, the light curve is very luminous and long lasting and might be confused with those of pair-instability supernovae or circumstellar interaction. Indeed, Maeda et al. (2007) have suggested a pulsar as the possible source powering the second (principal) maximum of the light curve of SN 2005bf.

If magnetars are the central engine that powers the long-soft class of gamma-ray bursts (e.g., Woosley & Bloom 2006), then it is reasonable to expect that they may contribute to the light curves of the supernovae that accompany them. On the one hand, this might facilitate the magnetar paradigm because the production of the necessary large amount of ^{56}Ni has proven problematic (Bucciantini et al. 2009). Having an alternate explanation that involves magnetar energy input would solve this problem. On the other hand, if a magnetar contribution to the light curve can be ruled out based on the spectrum and late time light curve, one must wonder how the magnetar is so effectively concealed. Is the rotational energy extracted with such high efficiency in the first few seconds that the magnetar forever afterwards rotates slowly, or do rotating magnetars not emit according to the popular dipole formula during the first year?

Perhaps they do not. The absence of a pulsar contribution to the luminosity of typical supernovae is easy to understand. A pulsar born with a 14 ms period (10^{50} erg), would only have a pulsar luminosity of 6×10^{39} erg s during the time when it is bright. This is small compared with the 10^{42} - 10^{43} erg s^{-1} resulting from shock energy released by recombination (Type II supernova) or radioactivity (Type I supernova). But the extremely

faint optical luminosity of SN 1987A, $< 8 \times 10^{33}$ erg s⁻¹ seventeen years after its birth (Graves et al. 2005) is very difficult to reconcile with any model with a young active pulsar. While dust extinction could be considerable, the lack of a point source in SN 1987A remains a mystery.

The author gratefully acknowledges helpful conversations with Lars Bildsten, Dan Kasen and Paulo Mazzali.

This research has been supported by the NASA Theory Program (NNG05GG08G) and the DOE SciDAC Program (DE-FC02-06ER41438).

REFERENCES

- Akiyama, S., Wheeler, J. C., Meier, D. L., & Lichtenstadt, I. 2003, *ApJ*, 584, 954
- Bucciantini, N., Quataert, E., Metzger, B. D., Thompson, T. A., Arons, J., & Del Zanna, L. 2009, *MNRAS*, 396, 2038
- Duncan, R. C., & Thompson, C. 1992, *ApJ*, 392, L9
- Esposito, P., et al. 2009, *MNRAS*, L291
- Graves, G. J. M., et al. 2005, *ApJ*, 629, 944
- Hoyle, F. 1946, *MNRAS*, 106, 343
- Kouveliotou, C., et al. 1998, *Nature*, 393, 235
- Lang, K. R., 1980, *Astrophysical Formulae*. (Springer Verlag), p. 475
- LeBlanc, J. M., & Wilson, J. R. 1970, *ApJ*, 161, 541
- Maeda, K., et al. 2007, *ApJ*, 666, 1069
- Muno, M. P., et al. 2006, *ApJ*, 636, L41
- Ostriker, J. P., & Gunn, J. E. 1971, *ApJ*, 164, L95
- Patat, F., et al. 2001, *ApJ*, 555, 900
- Sollerman, J., et al. 2002, *A&A*, 386, 944
- Weaver, T. A., Zimmerman, G. B., & Woosley 1978, *ApJ*, 225, 1021
- Woosley, S. E., Heger, A., & Weaver, T. A. 2002, *Reviews of Modern Physics*, 74, 1015
- Woosley, S. E., & Bloom, J. S. 2006, *ARA&A*, 44, 507
- Woosley, S. E., & Heger, A. 2007, *Phys. Rep.*, 442, 269