

BOUNDS ON MONOTONE SWITCHING NETWORKS FOR DIRECTED CONNECTIVITY

AARON POTECHIN

ABSTRACT. We prove that any monotone switching network solving directed connectivity on N vertices must have size $N^{\Omega(\lg N)}$

1. INTRODUCTION

L versus NL , the problem of whether non-determinism helps in logarithmic space bounded computation, is a longstanding open question in computational complexity. At present, only a few results are known. In 1970, Savitch [6] proved that $NSPACE(g(n)) \subseteq DSPACE((g(n)^2))$. In 1987 and 1988, Immerman [2] and Szelepcsényi [7] independently proved that $NL = co-NL$. In 2005, Reingold [5] showed that $L = SL$.

So far, most of the work trying to show that $L \neq NL$ has been done using branching programs or the JAG model, these models were introduced in [3] and [1], respectively. Instead, we explore trying to prove $L \neq NL$ using the switching network model, described in [4]. In this paper, we consider switching networks solving directed connectivity. The best way to describe what such a switching network is is through an example, see Figure 1 and the accompanying explanation. A formal definition is given below:

Definition 1.1. A switching network solving directed connectivity on a graph G is a tuple $\langle G', S', T', \mu' \rangle$ where G' is an undirected graph with distinguished vertices S', T' and μ' is a labeling function that associates with each edge $e' \in E(G')$ a label of the form $A \rightarrow B$ or $\neg(A \rightarrow B)$ for some vertices A and B in $V(G)$, and there is a path in G' from S' to T' such that the labels on all of the edges are consistent with G if and only if there is a path from S to T in G . Here, we specify a directed graph G by its vertices and allow its edges to vary.

We take the size of a switching network solving directed connectivity to be $|V(G')|$.

A switching network solving directed connectivity is monotone if and only if it has no labels of the form $\neg(A \rightarrow B)$.

1.1. Our Results. In Section 2, we give a proof that if there is no polynomial-sized switching network solving directed connectivity, then $L \neq NL$. Thus, our goal is to prove a superpolynomial lower size bound on switching networks solving directed connectivity. In this paper, we focus on showing lower size bounds for monotone switching networks solving directed connectivity.

We can view the vertices of a switching network solving directed connectivity as encoding how much we know about the directed graph G , where at S' we know nothing about G and at T' we know there is a path from S to T in G . When we move from one vertex in the switching network to another, it represents a change in our knowledge, which is allowed because the fact that we can

Key words and phrases. L, NL, computational complexity, switching networks.

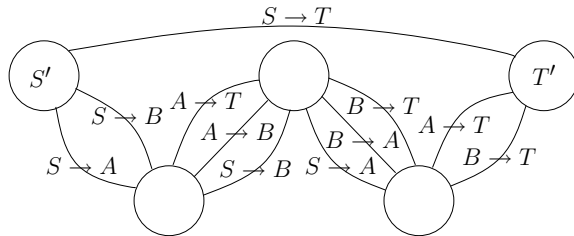


FIGURE 1. A switching network solving directed connectivity is an undirected graph G' that takes a directed graph G and tells us if there is a path from S to T in G as follows: If an edge in G' has a label $A \rightarrow B$ for some vertices A and B in G , then we can take it if and only if the edge $A \rightarrow B$ is in G . Similarly, if an edge in G' has a label $\neg(A \rightarrow B)$, we can take it if and only if the edge $A \rightarrow B$ is not in G . Under these conditions, there is a path from S' to T' in G' if and only if there is a path from S to T in G .

In this figure, we have a switching network that solves directed connectivity when G has four vertices, S , T , A , and B . As needed, there is a path from S' to T' in G' if and only if there is a path from S to T in G . For example, if we have the edges $S \rightarrow A$, $A \rightarrow B$, and $B \rightarrow T$ in G , so there is a path from S to T in G , then in G' , starting from S' , we can take the edge labeled $S \rightarrow A$, then the edge labeled $A \rightarrow B$, then the edge labeled $S \rightarrow A$, and finally the edge labeled $B \rightarrow T$, and we will reach T' . If in G we have the edges $S \rightarrow A$, $A \rightarrow B$, $B \rightarrow A$, and $S \rightarrow B$ and no other edges, so there is no path from S to T , then in G' there is no edge that we can take to T' , so there is no path from S' to T' .

make this move gives us information about G .

The key property of moving in switching networks is that everything is reversible. Thus, it is natural to start by restricting ourselves to simple states of knowledge and some basic reversible operations for getting from one state of knowledge to another.

In Section 3, we implement these ideas by defining a subclass of monotone switching networks solving directed connectivity, which we call certain knowledge switching networks. We first show that certain knowledge switching networks can capture a variant of Savitch's algorithm, which implies that there is a certain knowledge switching network of size $N^{O(\lg N)}$ solving directed connectivity. We then show that this is tight with the following theorem:

Theorem 1.2. *Any certain knowledge switching network solving directed connectivity on N vertices has size at least $N^{\Omega(\lg N)}$.*

In Section 4, we analyze general monotone switching networks solving directed connectivity. We show a theorem that in a weak sense reduces monotone switching networks to certain knowledge switching networks, and we give a useful simplification of monotone switching networks that can be accomplished by increasing the size of the switching network by a factor of at most N .

In Section 5, we introduce a Fourier transformation technique. We then use this technique to prove an $\Omega(N^3)$ lower size bound on monotone switching networks solving directed connectivity, and we give a condition that is sufficient to prove a superpolynomial bound.

In Section 6, we give Fourier analogues of results in Sections 3 and 4 and use these to prove the above condition, thus proving a superpolynomial bound on monotone switching networks solving

directed connectivity.

Finally, in Section 7, we modify and expand our techniques slightly to prove the main result:

Theorem 1.3. *Any monotone switching network solving directed connectivity on N vertices has size at least $N^{\Omega(\lg N)}$*

1.2. Proof Overview. We now give a high level informal overview of the proof, ignoring details and subtleties.

The main idea involved in proving lower size bounds for monotone switching networks solving directed connectivity is as follows. Since G' solves directed connectivity, for every path P in G from S to T , there is a path P' in G' from S' to T' that uses only the edges of P . We show that this P' must include a vertex A'_P that gives 'significant' information about P , i.e. there cannot be too many paths P_1, P_2, \dots in G such that each pair of paths P_i, P_j has very few vertices in common and all of these share the same vertex A' in G' . Then if we can find a large collection of paths such that each pair of paths has very few vertices in common, this will give a good lower bound on the number of vertices in G' .

In Section 3, we apply this approach to prove Theorem 1.2, that any certain knowledge switching network solving directed connectivity on N vertices has size at least $N^{\Omega(\lg N)}$. Lemma 3.6 shows that A'_P 'contains' at least $\lg k$ vertices of P and no vertices not in P , where k is the length of P . Thus, if two paths P_1 and P_2 of length k in G have less than $\lg k$ vertices in common, then A'_{P_1} cannot be the same as A'_{P_2} . It is not hard to find a large collection of paths in G of length k such that each pair of paths has less than $\lg k$ vertices in common, and this completes the proof.

However, the way that A'_P gives information about P in certain knowledge switching networks is somewhat artificial and cannot be extended to general monotone switching networks solving directed connectivity. In Section 5, we introduce a fourier transformation technique. For this technique, we look at each vertex A' in G' as a function $J_{A'}$ over the possible cuts of G . We then show that if a function g_P satisfies certain conditions, then $g_P \cdot J_{A'_P}$ is relatively big, and in this way, A'_P gives information about P . If we find a large family of orthonormal g_P , since $J_{A'} \cdot J_{A'} = 1$ for all $A' \in G'$, for each A' we can only have a small number of P such that $g_P \cdot J_{A'}$ is relatively big, and this is exactly what we need.

In Section 6, we find such a family of g_P . The necessary condition on g_P is a condition that must be true for all G' . Theorem 6.2 reduces the G' that we need to look at. Theorems 4.4 and 6.4 show that if strengthen the condition on G_P somewhat, we only need to look at certain knowledge switching networks. The ideas behind these two theorems is to reduce 'moves' on a general monotone switching network to 'moves' on certain knowledge switching networks. Combined, these theorems show that we only need to look at a specific certain knowledge G'_0 .

Lemma 6.14 gives conditions on G' and g_P that if satisfied guarantee the needed conditions are satisfied. In turn, Lemma 6.16 shows that if we can find a 'wall' between S' and T' in G'_0 , then we can satisfy the conditions in Lemma 6.14. Such a wall is given by Lemma 6.18, and we have the condition that if P_1 and P_2 are paths of length k in G that have less than $\lg k$ vertices in common, then g_{P_1} and g_{P_2} are orthogonal. This completes the proof, giving a superpolynomial lower size bound on monotone switching networks solving directed connectivity.

In Section 7, we refine the above arguments to prove Theorem 1.3, that any monotone switching networks solving directed connectivity on N vertices has size at least $N^{\Omega(\lg N)}$.

2. SWITCHING-AND-RECTIFIER NETWORKS AND SWITCHING NETWORKS

Although the results in this section are not new, we include them for the sake of completeness.

To see how switching networks capture logspace computation, it is necessary to first look at how a related model, switching-and-rectifier networks, captures non-deterministic logspace computation. Accordingly, we give the following definitions from [4]:

Definition 2.1. A switching-and-rectifier network is a tuple $\langle G, s, t, \mu \rangle$ where G is a directed graph with distinguished vertices s, t and μ is a labeling function that associates with some edges $e \in E(G)$ a label $\mu(e)$ of the form $x_i = 1$ or $x_i = 0$ for some i between 1 and n . We say that this network computes the function $f : \{0, 1\}^n \rightarrow 0, 1$, where $f(x) = 1$ if and only if there is a path from s to t such that each edge of this path either has no label or has a label that is consistent with x . We take the size of a switching-and-rectifier network to be $|V(G)|$, and for a function $f : \{0, 1\}^n \rightarrow 0, 1$, we define $RS(f)(n)$ to be size of the smallest switching-and-rectifier network computing f .

Proposition 2.2. If $f \in NSPACE(g(n))$ where $g(n)$ is at least logarithmic in n , then $RS(f)(n)$ is at most $2^{O(g(n))}$

Proof:

Let T be a non-deterministic Turing machine computing f using $g(n)$ space. To create this switching-and-rectifier network, we can create a vertex v_j for each possible configuration c_j of T . Now at each c_j , we are looking at at most one bit x_{i_j} of the input to determine where to go next (if we are not looking at any bits, we can take any i_j). If we can go from c_j to $c_{j'}$ regardless of the value of x_{i_j} , create an edge from v_j to $v_{j'}$ with no label. If we can go from c_j to $c_{j'}$ if and only if $x_{i_j} = 1$, create an edge from v_j to $v_{j'}$ with label $x_{i_j} = 1$. If we can go from c_j to $c_{j'}$ if and only if $x_{i_j} = 0$, create an edge from v_j to $v_{j'}$ with label $x_{i_j} = 0$. Finally, if we cannot go from c_j to $c_{j'}$ regardless of the value of x_{i_j} , do not create an edge from v_j to $v_{j'}$. After we do this, take s to be vertex corresponding to the starting configuration. Merge all of the vertices corresponding to accepting configurations together and call the result t .

Now note that for a given input x , there is a one-to-one correspondence between paths in this network and computation paths in T , where a path in this network is a path from s to t if and only if the corresponding computation path in T goes from the starting configuration to an accepting configuration. Thus, this network successfully computes f . Also, since a Turing machine using at most $g(n)$ space has at most $2^{O(g(n))}$ possible configurations, this network has size $2^{O(g(n))}$, as needed.

We give the general definition of switching networks below.

Definition 2.3. A switching network is a tuple $\langle G', S', T', \mu' \rangle$ where G' is an undirected graph with distinguished vertices s, t and μ' is a labeling function that associates with each edge $e' \in E(G')$ a label $\mu'(e')$ of the form $x_i = 1$ or $x_i = 0$ for some i between 1 and n . We say that this network computes the function $f : \{0, 1\}^n \rightarrow 0, 1$, where $f(x) = 1$ if and only if there is a path from S' to T' such that each edge of this path has a label that is consistent with x .

We take the size of a switching-and-rectifier network to be $|V(G)|$, and for a function $f : \{0, 1\}^n \rightarrow 0, 1$, we define $S(f)(n)$ to be size of the smallest switching-and-rectifier network computing f .

Remark 2.4. Note that switching networks are the same as switching-and-rectifier networks except that all edges are now undirected and we cannot have edges with no label. However, allowing edges with no label does not increase the power of switching networks, as we can immediately contract all such edges to obtain an equivalent switching network where each edge is labeled. Also, note that

switching networks solving directed connectivity are just switching networks where the input is taken to be the adjacency matrix of a directed graph G .

Theorem 2.5. *If $f \in DSPACE(g(n))$ where $g(n)$ is at least logarithmic in n , then $S(f)(n)$ is at most $2^{O(g(n))}$.*

Proof:

We can start by treating the Turing machine as non-deterministic and taking the switching-and-rectifier network as in Proposition 2.2. Now note that for a given input x , since the Turing machine is deterministic, each vertex has at most one edge going out from it. This means that G has the structure of a forest where the root of each tree is either t , a vertex corresponding to a rejecting configuration, or a loop. But then whether or not there is a path from s to t is unaffected by making all of the edges undirected. Thus, we can obtain a switching network that computes f simply by making all of the edges of this switching-and-rectifier network undirected. The result follows immediately.

Corollary 2.6. *If there is no switching network of polynomial size solving directed connectivity, then $L \neq NL$.*

3. CERTAIN KNOWLEDGE SWITCHING NETWORKS

We begin our analysis of monotone switching networks solving directed connectivity by considering monotone switching networks where we can assign each vertex a simple state of knowledge and there are simple rules for moving from one state of knowledge to another. Accordingly, we make the following definitions:

Definition 3.1. *A knowledge set K is a set of edges in G , e.g. $\{S \rightarrow A, A \rightarrow B\}$. We say that we can get from K_1 to K_2 with the edge $C \rightarrow D$ if and only if we can obtain K_2 from K_1 using only the following operations:*

Operation 1: Add or remove $C \rightarrow D$.

Operation 2: If $E \rightarrow F, F \rightarrow G$ are both in K , add or remove $E \rightarrow G$ from K .

Operation 3: If $S \rightarrow T$ is in K , add or remove any edge except $S \rightarrow T$ from K

Remark 3.2. *We need every operation to come with both an add and a remove, as otherwise our operations would not be reversible.*

Definition 3.3. *We define K_1 and K_2 to be equivalent if it is possible to go from K_1 to K_2 using only operations of type 2 and 3. If K_1 and K_2 are equivalent, we say that $K_1 = K_2$.*

Definition 3.4. *We say a monotone switching network solving directed connectivity is a certain knowledge switching network if we can assign a $K_{A'}$ to each vertex $A' \in V(G')$ such that the following conditions hold:*

1. $K_{S'} = \{\}$ and $K_{T'} = \{S \rightarrow T\}$.
2. If there is an edge with no label between vertices A' and B' , then $K_{A'} = K_{B'}$.
3. If there is an edge with label $C \rightarrow D$ between vertices A' and B' , then we can get from $K_{A'}$ to $K_{B'}$ with the edge $C \rightarrow D$.

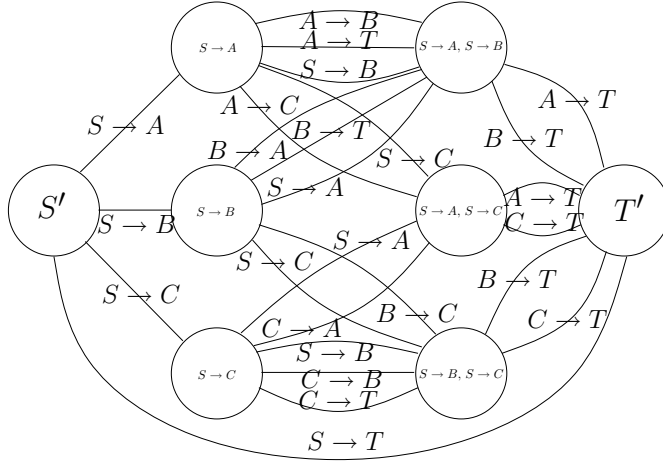


FIGURE 2. A certain knowledge switching network that solves directed connectivity with five vertices, S , T , A , B , and C . The label inside each vertex represents the K for that vertex.

3.1. Certain Knowledge switching networks and Savitch's Theorem. While this model is restricted, it is not trivial. In particular, it is capable of capturing the following variant of Savitch's algorithm:

Savitch's algorithm works as follows. To check if there is a path of length at most k between vertices A and B , we go through all of the possible midpoints M and recursively check whether there is a path of length at most $\frac{k}{2}$ from A to M and whether there is a path of length at most $\frac{k+1}{2}$ from M to B . If $k = 1$, then we check the adjacency matrix of the graph directly. There is a path from A to B if and only if both subpaths are there for some M .

This algorithm reaches depth at most $\lg N$ and stores one vertex at each level, so it requires $O((\lg N)^2)$ space.

We can modify Savitch's algorithm as follows. At all times, keep track of a state of knowledge describing what paths we know are in G . Whenever we find a path, add this path to our knowledge set. Whenever a path from C to D is added, it is either a path of length 1, in which case it can be added using the edge $C \rightarrow D$, or there is an M such that $C \rightarrow M$ and $M \rightarrow D$ are already in K , in which case we can use operation 2.

However, the problem is that as given, after checking for the paths $A \rightarrow M$ and $M \rightarrow B$, the algorithm forgets about the paths $A \rightarrow M$ and/or $M \rightarrow B$ if they have been found. This is not a reversible operation. To fix this, we can do the following:

After the algorithm checks for the paths $A \rightarrow M$ and $M \rightarrow B$ and adding $A \rightarrow B$ to K if both subpaths are there, have the algorithm check for the paths $A \rightarrow M$ and $M \rightarrow B$ again before moving on. This time, if these paths are found, instead of adding them to K , remove them from K . Again, when a path $C \rightarrow D$ is removed from K , it is either of length 1, in which case it can be removed using the edge $C \rightarrow D$, or there is an M such that $C \rightarrow M$ and $M \rightarrow D$ are already in K , in which case we can use operation 2.

After we do this, the algorithm still takes $O((\lg N)^2)$ space, but there are no longer any steps where it forgets information irreversibly.

We can create a switching network from this by creating one vertex A'_K for each K that could be reached using this algorithm. It is easy to see that such a switching network solves directed connectivity. Also, at each level, the algorithm stores at most 3 edges. Thus, we only have k that have less than $3(\lg N + 2)$ edges. It is clear that we have at most $N^{O(\lg N)}$ such K , which immediately gives the following theorem:

Theorem 3.5. *There is a certain knowledge switching network of size $N^{O(\lg N)}$ that solves directed connectivity on N vertices.*

3.2. Lower size bound on certain knowledge switching networks. We now prove Theorem 1.2, showing that this bound is tight.

Theorem 1.2. *Any certain knowledge switching network that solves directed graph connectivity on N vertices has size at least $N^{\Omega(\lg N)}$.*

Proof:

We will first show that the result follows from the following lemma. We will then prove the lemma.

Lemma 3.6. *If the input consists of a path in the directed graph $S \rightarrow V_1, V_1 \rightarrow V_2, \dots, V_{2^k} \rightarrow T$ and no other edges, then any path in G' from S' to T' must pass through at least one vertex A' such that the union of the endpoints of the edges in $K_{A'}$ contains at least $k + 1$ of V_1, V_2, \dots, V_{2^k} and contains no other vertices except S and T .*

Proof of the theorem using the lemma:

For any prime p , if $k < p$, if we take all of the polynomials in $Z_p[x]$ of degree at most k , then any two distinct polynomials will have at most k values in common. Thus, if $p > 2^k$, given a polynomial $f(x)$ of degree at most k , if we take V_i to be vertex $p \cdot (i - 1) + f(i)$ of G for $i = 1$ to 2^k , then the corresponding paths will share at most k vertices in common.

However, by the lemma, we can associate a vertex in G' to each such path, and no two such paths can share the same vertex. Hence, there are at least p^{k+1} vertices in G' , and we can do this as long as $N \geq p^2 + 2$ and $k < \lg p$. The result follows immediately.

Proof of the lemma:

First, note that the only way to introduce vertices besides S , T , and V_1, \dots, V_{2^k} is through operation 3. But if we are at a point where we can use operation 3, then we can immediately go to T' and we have a path that does not use operation 3. Thus, we do not need to worry about any vertices in G except S , T , and V_1, \dots, V_{2^k} .

We now introduce several useful definitions:

Definition 3.7. *Call the vertices $\{V_1, \dots, V_{2^{k-1}}\}$ the left half of G and the vertices $\{V_{2^{k-1}+1}, \dots, V_{2^k}\}$ the right half of G .*

Definition 3.8. *K satisfies the lemma for the left half if the union of the endpoints of the edges in K contains at least k of $V_1, V_2, \dots, V_{2^{k-1}}$.*

We define satisfying the lemma for the right half in a similar way.

Definition 3.9. *Define looking at the left half as follows:*

1. Remove T' and all vertices with $K = \{S \rightarrow T\}$ from G' .

2. For all vertices $V' \in V(G')$, if it is possible to get from $K_{V'}$ to $K = \{S \rightarrow T\}$ using an edge $C \rightarrow D$, then remove all edges with label $C \rightarrow D$ that are incident with V' .
 3. Make all vertices in the right half of G equal to T . This applies to the K of all vertices in G' .
 4. For each K , remove the edge $\{S \rightarrow T\}$ if it is there.
- We define looking at the right half in a similar way.

Proposition 3.10. *If we look at either half, properties 2 and 3 of G' are preserved.*

Definition 3.11. *Define reducing to the left half as follows: 1. Make all vertices in the right half of G equal to T . This applies to the K of all vertices in G' .*

We define reducing to the right half in a similar way.

Proposition 3.12. *If we reduce to either half, properties 1, 2, and 3 of G' are preserved.*

We prove this lemma by induction. The base case $k = 0$ is trivial. Assume the lemma is true for $k - 1$. We will show that it is impossible to have a path from in G' from S' to a vertex whose K satisfies any of the following three properties without passing through a vertex A' such that $K_{A'}$ satisfies the lemma:

1. $K = \{S \rightarrow T\}$.
2. K has an edge from S to a vertex in the right half, and it has no edges with an endpoint in the left half. $K \neq \{S \rightarrow T\}$.
3. K has an edge from a vertex in the left half to T , and it has no edges with an endpoint in the right half. $K \neq \{S \rightarrow T\}$.

Assume there is a path in G' from S' to a vertex V'_g such that $K_{V'_g}$ is of type 1 that does not pass through a vertex that satisfies the lemma or has a K of type 1, 2, or 3.

Let B' be the last vertex on the path before V'_g is reached such that for one of the left half or the right half, if we reduce to that half, then $K_{B'}$ satisfies the lemma for that half.

We may assume without loss of generality that it is the right half. If $K_{B'}$ does not satisfy the lemma, then there are no edges in $K_{B'}$ with an endpoint the left half. Now reduce to the left half. $K_{B'} = \{S \rightarrow T\}$ or $K_{B'} = \{\}$. If $K_{B'} = \{S \rightarrow T\}$, then $K_{B'}$ was originally of type 1 or 2. Contradiction. $K_{B'} = \{\}$. But $K_{T'} = \{S \rightarrow T\}$. By the inductive hypothesis, there must be a vertex A' on the path from B' to V'_g such that $K_{A'}$ satisfies the lemma for the left half. But this contradicts the definition of B' . Contradiction.

The only case remaining is if B' does not exist. However, reducing to either half it is clear that this is impossible.

Thus, it is impossible to reach a vertex whose K is of type 1 without first reaching a vertex that satisfies the lemma or has a K of type 1, 2, or 3.

Assume there is a path from S' to a vertex V'_g in G' with a K of type 2 that does not pass through a vertex that satisfies the lemma or has a K of type 1, 2, or 3.

If we look at the left half and a vertex in this path is removed, this vertex had a K of type one. Contradiction. If an edge from V'_1 to V'_2 in this path is deleted, then we could have instead gone directly from V'_1 to T' , so we could have a path from S' to T' that does not pass through a vertex that satisfies the lemma or has a K of type 1, 2, or 3. From the above, this is impossible. Thus, the entire path

is preserved when looking at the left half. This also implies that we are only using operations 1 and 2.

Call an edge from S to a vertex in the right half (this vertex cannot be T) a left-jumping edge.

Let us look at the first time a left-jumping edge is created. Note that the only way to form a left-jumping edge is to use operation 2, so at this point we must have edges $S \rightarrow V_i$ and $V_i \rightarrow V_j$, where $j > 2^{k-1}$. $S \rightarrow V_i$ cannot be a left-jumping edge, or this would not be the first time such an edge was formed, so $i \leq 2^{k-1}$. At this point, if we look at the left half, we have a K that includes $S \rightarrow T$. This occurs in the middle of a transition between some vertices V'_1 and V'_2 using some edge $V_l \rightarrow V_{l+1}$, which implies that if we look at the left half, we can go from $K_{V'_1}$ or $K_{V'_2}$ to $K = \{S \rightarrow T\}$ using the edge $V_l \rightarrow V_{l+1}$.

Thus, at some point in the path, we must have reached a vertex V' such that if we look at the left half, we can get from $K_{V'}$ to $K = \{S \rightarrow T\}$ with some edge $V_l \rightarrow V_{l+1}$. Let B' be the last such vertex in the path. $B' \neq V'_g$.

Looking at the left half, $K_{V'_g} = \{\}$ and $K_{B'}$ is one edge away from $K = \{S \rightarrow T\}$. By the inductive hypothesis, there must be a vertex A' (which may be equal to B' but cannot equal V'_g) on the path from V'_g to B' such that $K_{A'}$ satisfies the lemma for the left half.

Assume that at some point after we reach B' a left-jumping edge is added or removed. Again, this implies that at this point we must have edges $S \rightarrow V_i$ and $V_i \rightarrow V_j$, where $i < j$ and $j > 2^{k-1}$. If $i \leq 2^{k-1}$, then if we look at the left half, we have $K = \{S \rightarrow T\}$. But this implies that B' is not the last vertex V' in the path such that if we look at the left half, we can get from $K_{V'}$ to $K = \{S \rightarrow T\}$ with some edge $V_l \rightarrow V_{l+1}$. Contradiction. Thus, $i > 2^{k-1}$. But then $S \rightarrow V_i$ is a shorter left-jumping edge which is not added or removed.

Thus, after we reach B' , we can never remove the shortest left-jumping edge that we have or add a shorter one. Since $K_{V'_g}$ has a left-jumping edge, all verices from B' onwards also have at least one left-jumping edge. Thus, A' satisfies the lemma.

Thus, it is impossible to reach a vertex whose K is of type 2 without first reaching a vertex that satisfies the lemma or has a K of type 1, 2, or 3. Similar logic applies if we want to get to a K of type 3, and this completes the proof.

4. PRELIMINARY RESULTS ON MONOTONE SWITCHING NETWORKS

Just like we did for certain knowledge switching networks, we want to assign each vertex in G' a state of knowledge and define rules for going from one state of knowledge to another. Accordingly, we give the following definition, which we will then show is sufficient to describe all monotone switching networks solving directed connectivity.

Definition 4.1. A state of knowledge J is a set $\{K_1, \dots, K_m\}$ of knowledge sets. We say that we can get from J_1 to J_2 with the edge $C \rightarrow D$ if and only if for every i there exists a j such that for some K we can get from K_{1i} to K with $C \rightarrow D$ and K_{2j} is a subset of K and for every j there exists an i such that for some K we can get from K_{2j} to K with $C \rightarrow D$ and K_{1i} is a subset of K . We say that $J_1 = J_2$ if and only if it is possible to get from J_1 to J_2 without using any edges.

Remark 4.2. $J = \{K_1, \dots, K_m\}$ represents knowing that all of the paths in K_1 are in G or knowing all of the paths in K_2 are in G or knowing all of the paths in K_3 are in G , etc.

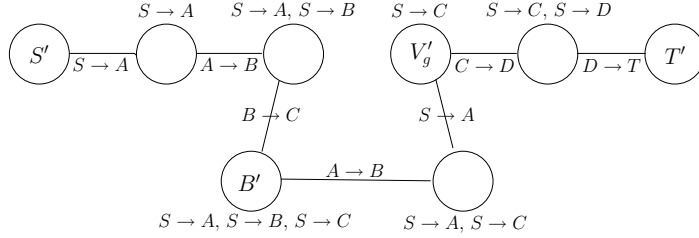


FIGURE 3. An example of a possible path in G' from S' to T' corresponding to an input which only has the edges $S \rightarrow A$, $A \rightarrow B$, $B \rightarrow C$, $C \rightarrow D$, and $D \rightarrow T$. The K for each vertex is given above or below that vertex. In this example, if we look at the left half, $K_{V'_g} = \{\}$ and $K_{B'} = \{S \rightarrow A, S \rightarrow B\}$, and we can get from $K_{B'}$ to $K = \{S \rightarrow T\}$ with the edge $B \rightarrow C$ (as $C = T$). Also note that in this example, $A' = B'$ and for every V' in the path between B' and V'_g , $K_{V'}$ includes the left-jumping edge $S \rightarrow C$.

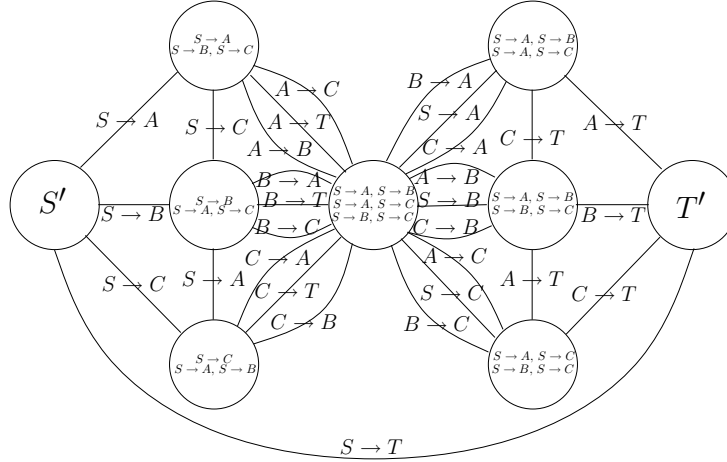


FIGURE 4. A monotone switching network that solves directed connectivity with five vertices, S , T , A , B , and C . The label inside each vertex gives the J for that vertex, with each line corresponding to one of its K .

Proposition 4.3. *For any monotone switching network solving directed connectivity, we can assign a $J_{A'}$ to each $A' \in V(G')$ so that the following conditions hold:*

1. $J_{S'} = \{\{\}\}$ and $J_{T'} = \{\{S \rightarrow T\}\}$.
2. If there is an edge with no label between A' and B' then $J_{A'} = J_{B'}$.
3. If there is an edge with label $C \rightarrow D$ between A' and B' , then it is possible to get from $J_{A'}$ to $J_{B'}$ with the edge $C \rightarrow D$.

Proof:

For each vertex $A' \in V(G')$, take the set of all K such that using the edges of K , it is possible to reach A' from S' in G' . It is easy to check that all of the above properties are satisfied.

Theorem 4.4. *For any monotone switching network, if there is a path in G' from S' to T' using only edges that have no labels or have at least one label in a subset E of G , then there is a sequence of K_i , $0 \leq i \leq m$ with the following properties:*

1. $K_0 = \{\}$. $K_m = \{S \rightarrow T\}$.
2. For all i , there exists an edge $e_i \in E$ such that it is possible to go from K_i and K_{i+1} using the edge e and the three given operations.
3. For all i , there exists a vertex A'_i on this path such that K_i is the union of some subset of $\{K_{A'_i j}\}$.

Proof:

We can assume all edges $e' \in E(G')$ have labels, as we can immediately contract any edge in G' that does not have a label.

For each edge e' in this path, do the following:

One of the labels of e' is in E . Let e be this label, and let A' and B' be the endpoints of e' . For each $K_{A' i}$, there is a $K_{B' j}$ such that $K_{B' j} \subseteq K_{A' i} \cup e$. Similarly, for each $K_{B' i}$, there is a $K_{A' j}$ such that $K_{A' j} \subseteq K_{B' i} \cup e$. Draw an orange arrow from each $K_{A' i}$ to one such $K_{B' j}$ and an arrow from every $K_{B' i}$ to one such $K_{A' j}$. We now have a set of loops with tails. Take one representative $K_{A' i}$ and one representative $K_{B' j}$ from each loop.

Now draw a black arrow from each $K_{A' i}$ to the unique $K_{B' j}$ such that there is a path of orange arrows from $K_{A' i}$ to $K_{B' j}$ and $K_{B' j}$ is a representative of a loop. Similarly, draw a black arrow from each $K_{B' i}$ to the unique $K_{A' j}$ such that there is a path of orange arrows from $K_{B' i}$ to $K_{A' j}$ and $K_{A' j}$ is a representative of a loop.

Looking only at the black arrows, the following properties hold:

1. If there is an arrow going from $K_{A' i}$ to $K_{B' j}$, then $K_{B' j} \subseteq K_{A' i} \cup e$.
2. If there is an arrow going from $K_{B' i}$ to $K_{A' j}$, then $K_{A' j} \subseteq K_{B' i} \cup e$.
3. If we there are arrows going both ways between $K_{A' i}$ and $K_{B' j}$, we can get from $K_{A' i}$ to $K_{B' j}$ with e .

Finally, for each vertex A' , order the $K_{A'}$.

Now we will try to travel from S' to T' on this path while always keeping a subset of the K of the vertex we are on. When attempting to go from a vertex A' to a vertex B' , we will allow only the following operation:

If every $K_{A' i}$ we have is the representative of a loop as described above, then travel to B' and replace each $K_{A' i}$ with the corresponding $K_{B' j}$. If not, then do the following:

1. For each $K_{A' i}$ we have that is the representative of a loop, replace it by the corresponding $K_{B' j}$.
2. Take the earliest $K_{A' i}$ that is not the representative of a loop. Take the $K_{B' j}$ that the arrow going from this $K_{A' i}$ is pointing to. Remove this $K_{B' j}$ if it is in our set and add it if it is not.
3. For each $K_{B' j}$ we have, replace it by the corresponding $K_{A' i}$.

Note that for each of these steps, we can get from the union of the K before that step to the union of the K afterwards with some edge $e \in E$. Thus, if we use only this operation, the resulting sequence of K_i will obey the given rules.

Now note that each such operation is reversible and if we are at a vertex in the middle of the path, we have exactly two choices for where to go next regardless of which subset we have. However, if we are at S' or T' , our subset is fixed and we only have one choice for where to go next. Thus, we must be able to get from S' to T' using only the given operation, and this completes the proof.

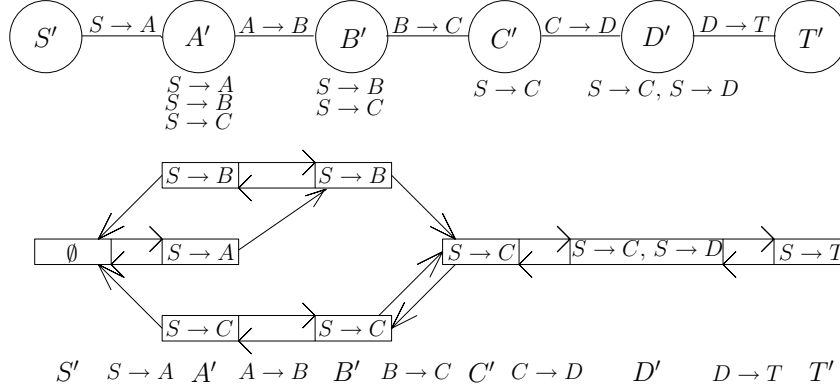


FIGURE 5. This is an illustration of the ideas used in the proof of Theorem 4.4. Above, we have the original path from S' to T' , where the J for each vertex is given below that vertex. Below, we have the relations between all of the K , where each box has one K . To get from S' to T' we have the following sequence of K_i : $K_0 = \{\}$ at S' , $K_1 = \{S \rightarrow A\}$ at A' , $K_2 = \{S \rightarrow A, S \rightarrow B\}$ at A' , $K_3 = \{S \rightarrow B\}$ at A' , $K_4 = \{S \rightarrow B\}$ at B' , $K_5 = \{S \rightarrow B, S \rightarrow C\}$ at B' , $K_6 = \{S \rightarrow B, S \rightarrow C\}$ at A' , $K_7 = \{S \rightarrow A, S \rightarrow B, S \rightarrow C\}$ at A' , $K_8 = \{S \rightarrow A, S \rightarrow C\}$ at A' , $K_9 = \{S \rightarrow C\}$ at A' , $K_{10} = \{S \rightarrow C\}$ at B' , $K_{11} = \{S \rightarrow C\}$ at C' , $K_{12} = \{S \rightarrow C, S \rightarrow D\}$ at D' , $K_{13} = \{S \rightarrow T\}$ at T'

We will now describe a useful simplification for monotone switching networks that can be accomplished with an increase of at most a factor of N in the size of the network.

Theorem 4.5. *If there is a monotone switching network (G', S', T', μ') solving directed connectivity on N vertices, then there is a monotone switching network (G'', S'', T'', μ'') with $|V(G'')| \leq N|V(G')|$ such that for any vertex A'' of G'' , for any K in $J_{A''}$, K consists only of edges of the form $S \rightarrow V$ for some $V \in V(G)$.*

Proof:

We construct G'' by taking N copies of G' and making the S' of each copy equal to the T' of the previous copy. We take S'' to be the S' of the first copy and T'' to be the T' of the last copy.

Now for a vertex A'' we construct $J_{A''}$ as follows. For a given path from S'' to A'' in G'' , create a K for that path as follows:

1. Let e_i be the i th edge in G that this path uses. Edges can be repeated.
2. Start with a set $X_0 = \{S\}$ of vertices in G .
3. If e_i is the edge from V to W , let $X_i = X_{i-1}$ if $V \notin X_{i-1}$ and let $X_i = X_{i-1} \cup W$ if $V \in X_{i-1}$. Let X be the set obtained after taking the final edge in the path.
4. Set $K = \cup_{V \in X} \{S \rightarrow V\}$.

Now take $J_{A''}$ to be the union of all such K .

It is easy to check that G'' satisfies properties 2 and 3. To see that G'' satisfies property 1, note that for each time a path goes through a copy of G' , at least one new vertex must be added to X . Thus, for any path from S'' to T'' , we must have that X contains every vertex including T . Thus,

$J_{T''} = \{\{S \rightarrow T\}\}$, as needed.

5. FOURIER ANALYSIS ON MONOTONE SWITCHING NETWORKS

Unfortunately, the above results are insufficient to prove a superpolynomial lower size bound on monotone switching networks solving directed connectivity. To prove a good lower size bound, more sophisticated techniques are needed. In this section, we introduce a fourier transformation technique for monotone switching networks solving directed connectivity. We then use this technique to prove an $\Omega(N^3)$ lower size bound. Finally, we give a condition which is sufficient to prove a superpolynomial size bound.

An alternate way of solving directed connectivity is to look at cuts of the vertices of G into two sets, V_1 and V_2 , where $S \in V_1$ and $T \in V_2$. There is a path from S to T if and only if there is no cut such that there is no edge from a vertex in V_1 to a vertex in V_2 .

Definition 5.1. *Given a cut c and a set of edges E , define $E(c)$ to be 1 if there is an edge in E going from V_1 to V_2 and -1 otherwise.*

Definition 5.2. *Given a cut c and a state of knowledge $J = \{K_1, \dots, K_m\}$, define $J(c)$ to be 1 if for all i , $K_i(c) = 1$ and -1 otherwise.*

Now if we have a monotone switching network solving directed connectivity on N vertices, for each of its vertices, for each of the 2^{N-2} possible cuts, we can assign a value as follows:

Definition 5.3. *Given a cut c and a vertex A' of a monotone switching network G' , define $A'(c)$ to be $J_{A'}(c)$.*

Note that for all c , $S'(c) = -1$ and $T'(c) = 1$.

We define basis functions as follows:

Definition 5.4. *Given a set of vertices V that does not include S or T , define $e_V(c) = (-1)^{|V \cap V_1|}$.*

We define the dot product as follows:

Definition 5.5. $f \cdot g = 2^{2-N} \sum_c f(c)g(c)$

It is easy to check that the basis functions are orthonormal and form a basis for all possible functions over the cuts. We define Fourier coefficients as follows:

Definition 5.6. $\hat{f}_V = f \cdot e_V$

Proposition 5.7. *For any function f , $f = \sum_V \hat{f}_V e_V$ and $f \cdot f = \sum_V \hat{f}_V^2$.*

Proposition 5.8. *Given a monotone switching network G' , if there an edge with label $u \rightarrow v$ between vertices A' and B' , then for any cut c , if $u \notin V_1$ or $v \notin V_2$, then $A'(c) = B'(c)$.*

We will now use the Fourier transformation technique to show an $\Omega(N^3)$ lower size bound on monotone switching networks solving directed connectivity.

To do this, we will consider linear combinations of $J_{V'}$ for some vertex V' in G' .

Proposition 5.9. *If the vector space of linear combinations of $J_{V'}$ has degree at least m , then G' has at least $m + 1$ vertices.*

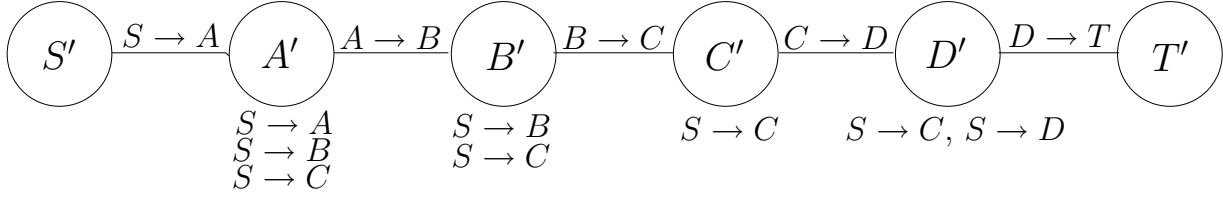


FIGURE 6. This is a possible path in G' from S' to T' . Below, we express the six functions $J_{S'}$, $J_{A'}$, $J_{B'}$, $J_{C'}$, $J_{D'}$, and $J_{T'}$ in terms of the basis functions:

$$J_{S'} = -e_{\{\}}.$$

$$J_{A'} = -\frac{3}{4}e_{\{\}} + \frac{1}{4}e_{\{A\}} + \frac{1}{4}e_{\{B\}} + \frac{1}{4}e_{\{A,B\}} + \frac{1}{4}e_{\{C\}} + \frac{1}{4}e_{\{A,C\}} + \frac{1}{4}e_{\{B,C\}} + \frac{1}{4}e_{\{A,B,C\}}.$$

$$J_{B'} = -\frac{1}{2}e_{\{\}} + \frac{1}{2}e_{\{A\}} + \frac{1}{2}e_{\{B\}} + \frac{1}{2}e_{\{A,B\}}.$$

$$J_{C'} = e_{\{C\}}.$$

$$J_{D'} = \frac{1}{2}e_{\{\}} + \frac{1}{2}e_{\{A\}} + \frac{1}{2}e_{\{B\}} - \frac{1}{2}e_{\{A,B\}}.$$

$$J_{T'} = e_{\{\}}.$$

Proof:

The vector space of linear combinations of $J_{S'}$ and $J_{T'}$ has degree 1. Each new vertex can add at most 1 to the degree of the vector space, and this completes the proof.

Definition 5.10. Given a directed path P' in G' from S' to T' and a label e , define $d(P', e)$ to be $\frac{1}{2}(\sum_{V' \in V_{\text{sink}}} J_{V'} - \sum_{V' \in V_{\text{source}}} J_{V'})$, where V_{sink} is the set of vertices in G' with an edge in P' with label e going into it and V_{source} is the set of vertices in G' with an edge in P' with label e going out from it.

Proposition 5.11. If P' is a directed path in G' from S' to T' using only edges with labels $S \rightarrow A$ and $A \rightarrow T$, then for a cut c , $d(P', S \rightarrow A)(c)$ is 1 if $A \in V_2$ and 0 otherwise.

Proof:

For a cut c , if $A \in V_1$ then using Proposition 5.8, $d(P', S \rightarrow A)(c) = 0$. If $A \in V_2$, then using Proposition 5.8, $d(P', A \rightarrow T)(c) = 0$. Since $d(P', S \rightarrow A)(c) + d(P', A \rightarrow T)(c) = \frac{1}{2}(J_{T'}(c) - J_{S'}(c)) = 1$, $d(P', S \rightarrow A)(c) = 1$.

Proposition 5.12. If P' is a directed path in G' from S' to T' using only edges with labels $S \rightarrow A$ and $A \rightarrow T$, then for a cut c , $d(P', A \rightarrow T)(c)$ is 1 if $A \in V_1$ and 0 otherwise.

Proof:

For a cut c , if $A \in V_2$ then using Proposition 5.8, $d(P', A \rightarrow T)(c) = 0$. If $A \in V_1$, then using Proposition 5.8, $d(P', S \rightarrow A)(c) = 0$. Since $d(P', S \rightarrow A)(c) + d(P', A \rightarrow T)(c) = \frac{1}{2}(J_{T'}(c) - J_{S'}(c)) = 1$, $d(P', A \rightarrow T)(c) = 1$.

Corollary 5.13. Let $f = d(P', S \rightarrow A) - d(P', A \rightarrow T)$. Then $\hat{f}_A = 1$, and all other Fourier coefficients are zero.

Corollary 5.14. G' has at least N vertices.

Proof: For each of the $N - 2$ vertices V that are not equal to S or T , we can create a linear combination of $J_{V'}$ such that the resulting function f has all Fourier coefficients 0 except for \hat{f}_V , which is nonzero. Also, if $f = \frac{1}{2}(J_{T'} - J_{S'})$, $\hat{f}_0 = 1$ and all other Fourier coefficients are zero. Thus, these $N - 1$ functions are linearly independent, and the result follows from Proposition 5.9.

Proposition 5.15. *If P' is a directed path in G' from S' to T' using only edges with labels $S \rightarrow A$, $A \rightarrow B$, and $B \rightarrow T$, then for a cut c , $d(P', A \rightarrow B)(c)$ is 1 if $A \in V_1$ and $B \in V_2$ and 0 otherwise.*

Proof:

For a cut c , if $A \notin V_1$ or $B \notin V_2$ then using Proposition 5.8, $d(P', A \rightarrow B)(c) = 0$. If $A \in V_1$ and $B \in V_2$, then using Proposition 5.8, $d(P', S \rightarrow A)(c) + d(P', B \rightarrow T)(c) = 0$. Since $d(P', S \rightarrow A)(c) + d(P', A \rightarrow B)(c) + d(P', B \rightarrow T)(c) = \frac{1}{2}(J_{T'}(c) - J_{S'}(c)) = 1$, $d(P', A \rightarrow B)(c) = 1$.

Proposition 5.16. *If P' is a directed path in G' from S' to T' using only edges with labels $S \rightarrow A$, $A \rightarrow B$, and $B \rightarrow T$, then for a cut c , $d(P', S \rightarrow A) + d(P', B \rightarrow T)(c)$ is 0 if $A \in V_1$ and $B \in V_2$ and 1 otherwise.*

Proof:

For a cut c , if $A \in V_1$ and $B \in V_2$ then using Proposition 5.8, $d(P', A \rightarrow T)(c) + d(P', B \rightarrow T)(c) = 0$. If not, then using Proposition 5.8, $d(P', A \rightarrow B)(c) = 0$. Since $d(P', S \rightarrow A)(c) + d(P', A \rightarrow B)(c) + d(P', B \rightarrow T)(c) = \frac{1}{2}(J_{T'}(c) - J_{S'}(c)) = 1$, $d(P', A \rightarrow T)(c) + d(P', B \rightarrow T)(c) = 1$.

Corollary 5.17. *Let $f = d(P', S \rightarrow A) - d(P', A \rightarrow B) + d(P', B \rightarrow T)$. Then $\hat{f}_0 = \frac{1}{2}$, $\hat{f}_A = \frac{1}{2}$, $\hat{f}_B = -\frac{1}{2}$, $\hat{f}_{A,B} = \frac{1}{2}$, and all other Fourier coefficients are zero.*

Corollary 5.18. *G' has at least $\frac{(N-2)(N-3)}{2} + N$ vertices.*

Proof: For each pair of vertices $\{A, B\}$ not equal to S or T , as shown above, we can create a function where $\hat{f}_{A,B} \neq 0$. As long as each pair of vertices is used only once, this will be the only function for which this is true. In this way, we can obtain $\frac{(N-2)(N-3)}{2}$ linearly independent functions. After this, we can still use the same $N - 1$ functions from before, so this gives us a total of $\frac{(N-2)(N-3)}{2} + N - 1$ linearly independent functions. Again, the result follows from Proposition 5.9.

In general, we consider directed paths P' in G' from S' to T' using only the edges of some directed path P in G from S to T . We partition the edges of P into two sets, E_1 and E_2 , and consider the sum $f = \sum_{e \in E_1} d(P', e) - \sum_{e \in E_2} d(P', e)$, noting that for any function g , $f \cdot g$ is fixed if and only if for all cuts c such that c can be crossed by at least one edge in E_1 and can be crossed by at least one edge in E_2 , $g(c) = 0$.

Unfortunately, for longer paths, f is no longer completely fixed. The problem is that for longer paths, if we split the edges into two nonempty groups, no matter which groups we choose, there will be some cuts which can be crossed by an edge in either group. This makes proving linear independence much harder. With paths of length 5, using a linear independence argument is still possible, as shown below, but extending such a technique further may not be possible.

Lemma 5.19. *If P' is a directed path in G' using only edges with the labels $S \rightarrow A$, $A \rightarrow B$, $B \rightarrow C$, $C \rightarrow D$, and $D \rightarrow T$, letting $E_1 = \{S \rightarrow A, B \rightarrow C, D \rightarrow T\}$ and $E_2 = \{A \rightarrow B, C \rightarrow D\}$, if $f = \sum_{e \in E_1} d(P', e) - \sum_{e \in E_2} d(P', e)$, then $\hat{f}_{A,B,C} - \hat{f}_{B,C,D} = \frac{1}{4}$*

Proof:

First, we will show that $\hat{f}_{A,B,C} - \hat{f}_{B,C,D}$ is the same regardless of what G' and P' are. This is true if and only if for all cuts c such that c can be crossed by at least one edge in both groups, $e_{A,B,C}(c) - e_{B,C,D}(c) = 0$.

It is easy to check that for any c that can be crossed by at least one edge in both groups, A and D are both in V_1 or A and D are both in V_2 . If A and D are both in V_1 or A and D are both in V_2 , then $e_{A,B,C}(c) - e_{B,C,D}(c) = 0$, as needed.

Now that we know that $\hat{f}_{A,B,C} - \hat{f}_{B,C,D}$ is the same regardless of what G' and P' are, we can pick any P' and evaluate it. Picking the path P' shown in Figure 6, we evaluate $\hat{f}_{A,B,C} - \hat{f}_{B,C,D}$ to be $\frac{1}{4}$, and this completes the proof.

While this guarantees that we can create a function f such that $\hat{f}_{A,B,C} - \hat{f}_{B,C,D}$ is nonzero, we do not know what the other Fourier coefficients of f are. If we use multiple paths of length 5, even if they no two paths share more than two vertices, the functions we obtain may be linearly dependent.

To get around this, we will choose the paths in G of length 5 more carefully and modify the Fourier coefficients we are looking at.

Pick $2m$ distinct vertices not equal to S or T in G . Label them $A_1, A_2, \dots, A_m, D_1, \dots, D_m$.

We will look at paths P_j of the form $S \rightarrow A_i \rightarrow B \rightarrow C \rightarrow D_i \rightarrow T$ where B and C are chosen freely from the remaining vertices and i is an integer between 1 and m .

For each such path P_j , let $g_j(c) = (\prod_{k \neq i} e_0(c) - e_{A_k, D_k}(c))(e_{A_i, B, C}(c) - e_{B, C, D_i}(c))$. Pick P'_j to be a path in G' from S to T using only the edges in P_j , and let f_j be the f that we obtain from P'_j .

Lemma 5.20. *For all j , $f_j \cdot g_j$ is nonzero. If $j_1 \neq j_2$, then $f_{j_1} \cdot g_{j_2} = 0$.*

Proof:

First, note that for all j , $g_j(c)$ is nonzero if and only if for all i , $A_i \in V_1$ and $D_i \in V_2$ or $A_i \in V_2$ and $D_i \in V_1$. Thus, for any j_1 and j_2 , $f_{j_1} \cdot g_{j_2}$ is fixed. Thus, we can evaluate $f_{j_1} \cdot g_{j_2}$ by picking any P' , and it is easy to show that $f_{j_1} \cdot g_{j_2}$ is nonzero if and only if $j_1 = j_2$.

Corollary 5.21. *G' has at least $\Omega(N^3)$ vertices.*

To end this section, we show that a lower size bound can be obtained from these techniques even without using linear independence.

Theorem 5.22. *If for a path P in G from S to T of length k_1 there exists a partition of its edges into two groups E_1 and E_2 and a function g such that for any path P' in G' from S' to T' using only the edges in P , $f \cdot g$ is fixed and nonzero and $\hat{g}_V = 0$ for any set of vertices V such that V contains a vertex not in P or $|V| < k_2$, then any monotone switching network solving directed connectivity has size $\Omega(N^{\frac{k_2}{2}})$.*

Proof:

Lemma 5.23. *If we have a set of orthonormal functions $\{g'_i\}$, then G' has at least $\sqrt{\sum_i (\sum_{A' \in V(G')} |J_{A'} \cdot g'_i|)^2}$ vertices*

Proof:

Let N' be the number of vertices in G' . If $\sum_{A' \in V(G')} |J_{A'} \cdot g'_i| = c_i$, then $\sum_{A' \in V(G')} (J_{A'} \cdot g'_i)^2 \geq \frac{c_i^2}{N'}$. However, since all of the g'_i are orthonormal, for any vertex A' in G' , $\sum_i (J_{A'} \cdot g'_i)^2 \leq 1$. Thus,

we have that $\sum_i \frac{c_i^2}{N'} \leq \sum_i \sum_{A' \in V(G')} (J_{A'} \cdot g'_i)^2 \leq N'$.
Thus, $N' \leq \sqrt{\sum_i c_i^2}$. This completes the proof.

Given such a function g , take $g' = \frac{g}{\sqrt{g \cdot g}}$. $g' \cdot g' = 1$. Since $f \cdot g'$ is fixed and nonzero for any path P' in G' from S' to T' using only the edges in P , let $M = f \cdot g'$.

Proposition 5.24. $|f \cdot g'| \leq \sum_{A' \in V(P')} |J_{A'} \cdot g'|$

Proof:

This follows easily from the definition of f .

Corollary 5.25. $|f \cdot g'| \leq \sum_{A' \in V(G')} |J_{A'} \cdot g'|$

By symmetry, we can define a similar g' for any path of length k_1 in G from S to T . As long as no two such paths share more than k_2 vertices, the corresponding g' will be orthogonal. Using the ideas in the proof of Theorem 1.2, we can easily take $(\frac{N}{2k_1})^{k_2}$ such paths. Using Lemma 5.23, we have that G' has at least $\sqrt{(\frac{N}{2k_1})^{k_2}(M^2)}$ vertices. Since M is a constant, this completes the proof.

6. FOURIER ANALOGUES OF EARLIER RESULTS

In this section, we use Fourier analogues of earlier results to prove the following Theorem:

Theorem 6.1. *For any path P in G from S to T of length $2^k + 1$, there exists a partition of its edges into two groups E_1 and E_2 and a function g such that for any path P' in G' from S' to T' using only the edges in P , $f \cdot g$ is fixed and nonzero and $\hat{g}_V = 0$ for any set of vertices V such that V contains a vertex not in P or $|V| \leq k$.*

By Theorem 5.22, this is sufficient to prove a superpolynomial lower size bound on monotone switching networks solving directed connectivity.

We begin with an analogue of Theorem 4.5, showing that we only need to consider G' where all edges in the knowledge sets have the form $S \rightarrow V$.

Theorem 6.2. *For any function G , if $f \cdot g$ is independent of P' for all G' such that all edges in the knowledge sets have the form $S \rightarrow V$, then $f \cdot g$ is independent of P' for all G' .*

Proof:

We note that $f \cdot g$ is independent of P' for any G' if and only if for any cut c such that c can be crossed by at least one edge in E_1 and can be crossed by at least one edge in E_2 , $g(c) = 0$.

Assume there is a cut c such that c can be crossed by at least one edge in E_1 and can be crossed by at least one edge in E_2 and $g(c) \neq 0$. Let v_1, \dots, v_m be the vertices in V_1 and let w_1, \dots, w_k be the vertices in V_2 . Create a G' with the following two vertices:

1. A vertex A' with state of knowledge $\{S \rightarrow v_1\} \wedge \{S \rightarrow v_2\} \wedge \dots \wedge \{S \rightarrow v_m\}$.
2. A vertex B' with state of knowledge $\{S \rightarrow v_1\} \wedge \{S \rightarrow v_2\} \wedge \dots \wedge \{S \rightarrow v_m\} \wedge (\{S \rightarrow w_1\} \vee \{S \rightarrow w_2\} \vee \dots \vee \{S \rightarrow w_k\})$.

Proposition 6.3. $\frac{1}{2}(J_{A'}(c') - J_{B'}(c')) = 1$ if $c' = c$ and 0 otherwise.

Proof:

If $v_i \in V'_2$ for some i , then $J_{A'}(c') = J_{B'}(c') = 1$. If there is no i such that $v_i \in V'_2$ and $w_j \in V'_1$ for some j , $J_{A'}(c') = J_{B'}(c') = 0$. Also, it is clear that $J_{A'}(c) = -1$ and $J_{B'}(c) = 1$, and this completes the proof.

If P' goes from S' to A' , takes an edge from A' to B' and then goes from B' to T' , then we are free to choose whether the edge from A' to B' has a label in E_1 or E_2 . Thus, we can change $f(c)$ without affecting $f(c')$ for any $c' \neq c$. But then since $g(c') \neq 0$, $f \cdot g$ is not fixed for some G' where all edges in the knowledge sets have the form $S \rightarrow V$. This completes the proof.

We now give an analogue of Theorem 4.4, showing that in some sense, it is sufficient to consider only certain knowledge switching networks.

Theorem 6.4. *If for a function g and a directed path P in G , for any certain knowledge G' , $f \cdot g$ is independent of P' and $(\sum_{e \in E_1} d(L', e) - \sum_{e \in E_2} d(L', e)) \cdot g = 0$ for all directed loops L' in G' , then for any G' , $f \cdot g$ is independent of P' .*

Proof:

Proposition 6.5. *If $J = K_1 \vee K_2 \vee \dots \vee K_m$ where $m \neq 0$, then $J(c) - J_{S'}(c) = \sum_I (-1)^{|I|+1} ((\cup_{i \in I} K_i)(c) - J_{S'}(c))$ where I ranges over all of the possible subsets of $\{1, 2, \dots, m\}$.*

Proof:

$J(c) - J_{S'}(c) = 2$ if $K_i(c) = 1$ for every i and 0 otherwise.

If $K_i(c) = -1$ for some i , then we can add or remove i from I without affecting $(\cup_{i \in I} K_i)(c) - J_{S'}(c)$. But then the sum on the right is automatically 0.

If $K_i(c) = 1$ for all i , then unless I is empty, $(\cup_{i \in I} K_i)(c) - J_{S'}(c) = 2$. From this, it is easy to see that the right hand side is 2, as needed. This completes the proof.

Lemma 6.6. *$J_{B'} - J_{A'} = \sum_{\text{moves}} K_{\text{end}} - K_{\text{start}}$, where both K_{start} and K_{end} are unions of subsets of $\{K_{A'i}\}$ or unions of subsets of $\{K_{B'j}\}$ and the moves are as described in Theorem 4.4. We give each move a direction by requiring that K_{start} is either the union of an odd number of $K_{A'i}$ or the union of an even number of $K_{B'j}$ and K_{end} is either the union of an even number of $K_{A'i}$ or the union of an odd number of $K_{B'j}$.*

Proof:

Note that every move either changes where we are or changes the number of knowledge sets by 1. Thus, if we look at the pairs of K that are connected by a move, then one of them will be in K_{start} and the other will be in K_{end} . Thus, we can give each move a direction as described. Also, note that for each possible K_{start} , there is exactly one move from it and for each possible K_{end} , there is exactly one possible move to it. Thus, each possible K_{start} or K_{end} is counted exactly once. The result now follows immediately from Proposition 6.5.

Now for each vertex A' in P' not equal to S' or T' , for each possible nonempty subset of the knowledge sets in $J_{A'}$, create a vertex. This corresponds to being at A' and having that subset. Create a vertex S'' corresponding to being at S' and having $K = \{\}$ and create one vertex T'' corresponding to being at T' and having $K = \{S \rightarrow T\}$. For each move, create an edge between the corresponding vertices. Call the resulting graph H .

After we are done, every vertex excluding S'' and T'' has degree 2. Thus, this graph consists of a path between S'' and T'' and loops. Note that for each move, we are starting at one vertex in P' and

attempting to move to an adjacent vertex in P' . Thus, we can give each move a direction according to Lemma 6.6. For a given vertex A' in P' not equal to S' or T' and subset of the knowledge sets in $J_{A'}$, one move from it attempts to go to the next vertex in P' and the other move attempts to go to the previous vertex in P' . Thus, after we make the edges directed, each vertex in H except S'' and T'' has indegree 1 and outdegree 1. H consists of a directed path from S'' to T'' and directed loops.

Definition 6.7. Given an edge e' in G' and a direction for this edge, define $d(e')$ to be $J_{V'_{\text{sink}}} - J_{V'_{\text{source}}}$, where $J_{V'_{\text{sink}}}$ is the vertex in G' that e' goes to and $J_{V'_{\text{source}}}$ is the vertex in G' that e' comes from.

Corollary 6.8. For any edge e' in P' ,
 $d(e') = \sum_{e' \in E_{e'}} d(e')$, where $E_{e'}$ is the set of all edges in H that correspond to e' .

Proof:

This follows immediately from Lemma 6.6 and the definition of H .

Definition 6.9. Given a directed loop L' in G' from S' to T' and a label e , define $d(P', e)$ to be $\frac{1}{2}(\sum_{V' \in V_{\text{sink}}} J_{V'} - \sum_{V' \in V_{\text{source}}} J_{V'})$, where V_{sink} is the set of vertices in G' with an edge in L' with label e going into it and V_{source} is the set of vertices in G' with an edge in L' with label e going out from it.

Corollary 6.10. $d(P', e) = d(P'_H, e) + \sum_{L' \in H} d(L', e)$

Proof:

This follows immediately from 6.8 and the definitions.

Theorem 6.4 follows directly from this corollary, and this completes the proof.

Indeed, this argument combines particularly well with Theorem 6.2. By first restricting G' using Theorem 6.2 and then using this argument, we can make the following stronger corollary:

Corollary 6.11. If for a function g and a directed path P in G , for any certain knowledge G' such that all knowledge sets contain only edges of the form $S \rightarrow V$, $f \cdot g$ is independent of P' and $(\sum_{e \in E_1} d(L', e) - \sum_{e \in E_2} d(L', e)) \cdot g = 0$ for all directed loops L' in G' , then for any G' , $f \cdot g$ is independent of P' .

Looking at certain knowledge G' of this form, there are only $2^{N-2} + 1$ possible knowledge sets: $S \rightarrow T$ and anything of the form $\cup_{v \in V} \{S \rightarrow v\}$ for some set of vertices V . Denote each such K by K_V .

Proposition 6.12. If $V' \not\subset V$, then $e_{V'} \cdot K_V = 0$ and $e_V \cdot K_V \neq 0$.

Lemma 6.13. For any set of values $\{a_V\}$, there is a function g such that for any V , $g \cdot K_V = a_V$. Furthermore, if there is a k such that if $|V| \leq k$, then $g \cdot K_V = 0$, then writing $g = \sum_W c_W e_W$, if $|W| \leq k$ then $c_W = 0$.

Proof:

To see the first part of the lemma, pick an ordering of the V such that no V is a subset of an earlier V . Now pick each c_V in that order. Since if $V' \not\subset V$, then $e_{V'} \cdot K_V = 0$ and $e_V \cdot K_V \neq 0$, this means that when we pick each c_V , we can change the value of a_V without affecting any earlier a_V . Thus, we can freely choose each a_V .

To see the second part of the lemma, let V be a set such that $c_V \neq 0$ and for all proper subsets W of V , $c_W = 0$. Then by the above proposition, $a_V \neq 0$, as needed. This completes the proof.




FIGURE 7. This figure illustrates the ideas used in the proof of Theorem 6.4. P' is shown above, and H is shown below. The labels inside the vertices of H show which vertex in P' we are on at that point. Take

$K_1 = \{S \rightarrow A\}$, $K_2 = \{S \rightarrow A, S \rightarrow B\}$, $K_3 = \{S \rightarrow B, S \rightarrow C\}$, and $K_4 = K_1 \cup K_3 = K_2 \cup K_3 = \{S \rightarrow A, S \rightarrow B, S \rightarrow C\}$.

e_4 and e_{10} correspond to e_2 , and

$$d(e_1) = J_{A'} - J_{S'} = (K_1 - J_{S'}) + (K_3 - K_4) = d(e_4) + d(e_{10}).$$

e_5, e_7 , and e_9 correspond to e_2 , and

$$d(e_2) = J_{B'} - J_{A'} = (K_2 + K_3 - K_4) - (K_1 + K_3 - K_4) = (K_2 - K_1) + (K_3 - K_3) + (K_4 - K_4) = d(e_5) + d(e_7) + d(e_9).$$

e_6 and e_8 correspond to e_3 , and

$$d(e_3) = J_{T'} - J_{B'} = (J_{T'} - K_2) + (K_4 - K_3) = d(e_6) + d(e_8).$$

Lemma 6.14. Assume we have a directed path P in G , a partition of the edges of P into two sets E_1 and E_2 , and a partition of the vertices of G' into four groups with the following properties:

1. S' is in group 1.
2. T' is in group 2.
3. If we delete all edges in G' where the label is not in P , then:
 - a. No vertex in group 1 is adjacent to a vertex in group 2.
 - b. If a vertex in group 1 is adjacent to a vertex in group 3, the edge between them has a label in E_1 .
 - c. If a vertex in group 3 is adjacent to a vertex in group 2, the edge between them has a label in E_2 .
 - d. If a vertex in group 1 is adjacent to a vertex in group 4, the edge between them has a label in E_2 .
 - e. If a vertex in group 4 is adjacent to a vertex in group 2, the edge between them has a label in E_1 .
 - f. No vertex in group 3 is adjacent to a vertex in group 4.

Then if we have a g such that $g \cdot J_{A'}$ is 0 if A' is in group 1 or 2, 1 if A' is in group 3, and -1 if A' is in group 4, then for any directed loop L' , $(\sum_{e \in E_1} d(L', e) - \sum_{e \in E_2} d(L', e)) \cdot g = 0$ and for any path P' from S' to T' , $(\sum_{e \in E_1} d(P', e) - \sum_{e \in E_2} d(P', e)) \cdot g = 1$

Proof:

This follows immediately from the following proposition:

Proposition 6.15. With the above conditions, if P'' is a path in G' from S' to A' , then

$(\sum_{e \in E_1} d(P'', e) - \sum_{e \in E_2} d(P'', e)) \cdot g$ is 0 if A' is in group 1, $\frac{1}{2}$ if A' is in group 3 or 4, and 1 if A' is in group 2.

Proof:

We prove this by induction. It is clearly true for paths of length 0, so we just need to prove that if

it is true for the path so far, it must be true if we add one more edge.

If we are at a vertex in group 1, if the next vertex is in group 1 as well, the sum will not change, as needed. We can only reach a vertex in group 2 with an edge in E_1 , so the sum will change by $\frac{1}{2}$, as needed. We can only reach a vertex in group 3 with an edge in E_2 , so the sum will change by $\frac{1}{2}$, as needed. We cannot reach a vertex in group 4.

If we are at a vertex in group 4, if the next vertex is in group 4 as well, the sum will not change, as needed. We can only reach a vertex in group 3 with an edge in E_1 , so the sum will change by $-\frac{1}{2}$, as needed. We can only reach a vertex in group 2 with an edge in E_2 , so the sum will change by $-\frac{1}{2}$, as needed. We cannot reach a vertex in group 1.

If we are at a vertex in group 2, if the next vertex is in group 2 as well, the sum will not change, as needed. We can only reach a vertex in group 1 with an edge in E_1 , so the sum will change by $-\frac{1}{2}$, as needed. We can only reach a vertex in group 4 with an edge in E_2 , so the sum will change by $\frac{1}{2}$, as needed. We cannot reach a vertex in group 3.

If we are at a vertex in group 3, if the next vertex is in group 3 as well, the sum will not change, as needed. We can only reach a vertex in group 4 with an edge in E_1 , so the sum will change by $\frac{1}{2}$, as needed. We can only reach a vertex in group 1 with an edge in E_2 , so the sum will change by $-\frac{1}{2}$, as needed. We cannot reach a vertex in group 2.

This completes the proof.

Lemma 6.16. *If there is a set of vertices W in G' such that any path P' from S' to T' using only edges with labels in P contains a vertex in W incident with both an edge in P' with label in E_1 and an edge in P' with label in E_2 , then it is possible to divide the vertices of G' as described above so that all vertices in group 3 or group 4 are in W .*

Proof:

Delete all edges in G' whose labels are not in P . Treat all edges in E_1 as equivalent and treat all edges in E_2 as equivalent.

Let W' be a subset of W for which the same condition holds and if we remove any vertex from W' , this condition no longer holds.

If for some A' , B' , C' , and $i \in \{1, 2\}$ there is an edge between vertex A' and B' with label in E_i and an edge between vertex B' and C' with label in E_i , then add an edge with label in E_i between A' and C' . Keep on doing this until doing so does not add any new edges.

Remark 6.17. *Such a step cannot affect the given condition. To see this, assume this creates a new path P' violating the condition. P' must contain this new edge. But then we can replace this new edge by the two old edges to obtain a path we already had that still violates the condition*

Start with group 1 containing only S' , group 2 containing only T' , and groups 3 and 4 containing no vertices. Now if there is a vertex not in W' adjacent to a vertex in group 1, add it to group 1. Repeat until no new vertices can be added. If there is a vertex not in W' adjacent to a vertex in group 2, add it to group 2. Repeat until no new vertices can be added.

For each vertex $w' \in W'$, there is a path $P'_{w'}$ in G' from S' to T' containing w' where w' is incident with both an edge in $P'_{w'}$ with label in E_1 and an edge in $P'_{w'}$ with label in E_2 and this is true for no other vertex in W' . Otherwise, we could have removed w' from W' and the condition would still hold. Now note that if $P'_{w'}$ contains any other vertices in W' , they can be bypassed using the added

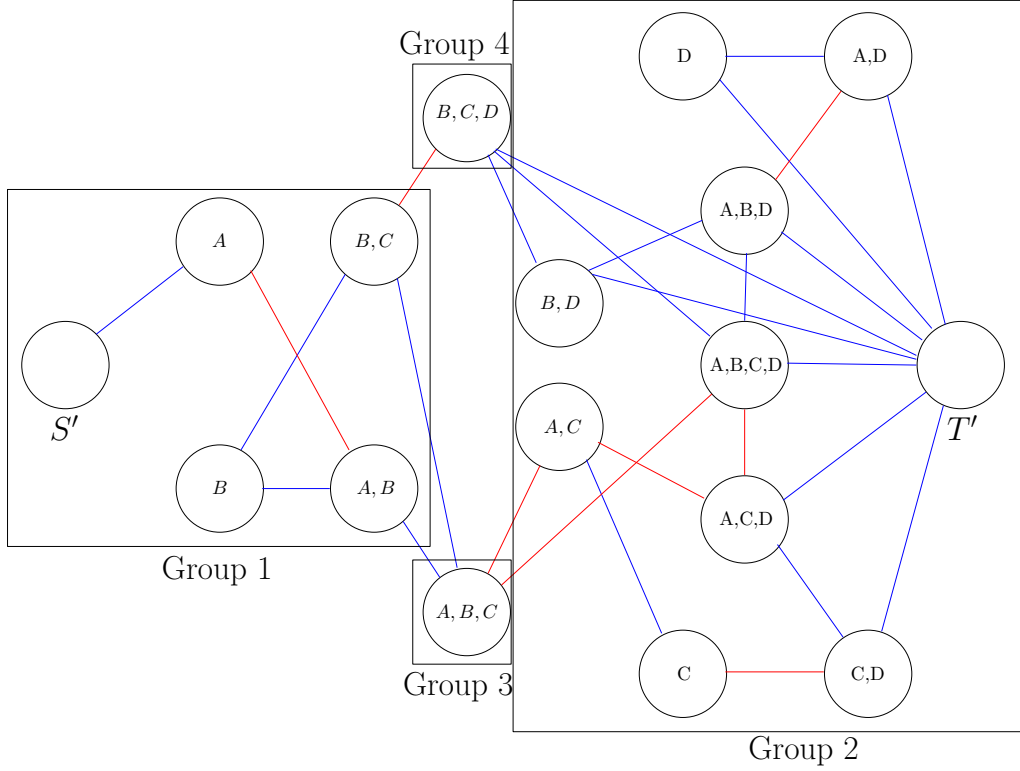


FIGURE 8. This is a partition of the vertices in G' into 4 groups as described in Lemma 6.14, where G' is a certain knowledge switching network such that all knowledge sets contain only edges of the form $S \rightarrow V$, $P = S \rightarrow A \rightarrow B \rightarrow C \rightarrow D \rightarrow T$, $E_1 = \{S \rightarrow A, B \rightarrow C, D \rightarrow T\}$, and $E_2 = \{A \rightarrow B, C \rightarrow D\}$. In this diagram, each vertex has knowledge set K_V , where V is the set of vertices inside of the vertex. Edges with label in E_1 are blue and edges with label in E_2 are red. Taking $g = 4e_{A,B,C} - 4e_{B,C,D}$, $g \cdot J_{A'}$ is 0 if A' is in group 1 or 2, 1 if A' is in group 3, and -1 if A' is in group 4.

edges. Thus, we can obtain a P' containing w' and no other vertices in W' . This implies that all other vertices in $P'_{W'}$ are either in group 1 or group 2, so w' is adjacent to both a vertex in group 1 and a vertex in group 2.

This can only be consistent with the condition if all edges between w' and a vertex in group 1 have label in E_1 and all edges between w' and a vertex in group 2 have label in E_2 or if all edges between w' and a vertex in group 1 have label in E_2 and all edges between w' and a vertex in group 2 have label in E_1 . In the first case, put w' in group 3. In the second case, put w' in group 4.

At this point, all vertices in G' have been assigned a group, so we just need to check if all of the rules are satisfied. If a vertex in group 1 is adjacent to a vertex in group 2, this would imply a path violating the condition, so there no vertex in group 1 is adjacent to a vertex in group 2. Because of the way vertices were assigned to groups 3 and 4, we know that if a vertex in group 1 is adjacent to a vertex in group 3, the edge between them has a label in E_1 , if a vertex in group 3 is adjacent to a vertex in group 2, the edge between them has a label in E_2 , if a vertex in group 1 is adjacent to a vertex in group 4, the edge between them has a label in E_2 , and if a vertex in group 4 is adjacent

to a vertex in group 2, the edge between them has a label in E_1 . We only need to confirm that no vertex in group 3 is adjacent to a vertex in group 4. To see this, assume there is an edge with label in E_i between a vertex in group 3 and a vertex in group 4. But there is an edge with label in E_i between one of these vertices and a vertex in group 1, and there is an edge with label in E_i between one of these vertices and a vertex in group 2. With the added edges, this implies that a vertex in group 1 is adjacent to a vertex in group 2. Contradiction. This completes the proof.

The final ingredient is to modify Lemma 3.6 slightly as follows:

Lemma 6.18. *If P is the path $S \rightarrow V_1, V_1 \rightarrow V_2, \dots, V_{2^k} \rightarrow T$, then setting $S = V_0, T = V_{2^k+1}$, taking E_1 to be all edges of the form $V_i \rightarrow V_{i+1}$ where i is even and taking E_2 to be the remaining edges, then if G' is a certain knowledge switching network, any path in G' from S' to T' using only the edges in P must pass through at least one vertex A' such that the union of the endpoints of the edges in $K_{A'}$ contains at least $k+1$ of V_1, V_2, \dots, V_{2^k} and contains no other vertices except S and T . Furthermore, A' is incident with both an edge in P' with label in E_1 and an edge in P' with label in E_2 .*

Proof:

The proof is identical to the proof of Lemma 3.6, except that in the inductive hypothesis we also require that A' is incident with both an edge in P' with label in E_1 and an edge in P' with label in E_2 .

We put everything together as follows. Let G be a graph with vertices $S, V_1, \dots, V_{2^k}, T$ and no other vertices and let P be the path $S \rightarrow V_1, V_1 \rightarrow V_2, \dots, V_{2^k} \rightarrow T$. Using Lemma 6.18, we obtain a W which we can use in Lemma 6.16. In turn, we can use these groups in Lemma 6.14, obtaining a function g . By Lemma 6.13, if $|V| \leq k$, $\hat{g}_V = 0$. Using Corollary 6.11, $f \cdot g$ is nonzero and is independent of P' for any G' .

If we now add more vertices to G , this will not affect the fact that for any cut c that can be crossed by at least one edge in E_1 and at least one edge in E_2 , $g(c) = 0$. Thus, we can use the same g regardless of how many vertices G has, and if V contains a vertex not in P , then $\hat{g}_V = 0$. This completes the proof, giving us a superpolynomial size bound on monotone switching networks solving directed connectivity.

7. PROOF OF THE MAIN RESULT

We will now modify the above ideas slightly to prove Theorem 1.3.

Lemma 7.1. *Given a partition of the vertices of G into two sets W_1 and W_2 where $S \in W_2$ and $T \in W_1$, we can increase the size of G' by a factor of at most N and guarantee that all of the edges in the knowledge sets have the form $S \rightarrow V$ for some $V \in W_1$ or $V \rightarrow T$ for some $V \in W_2$.*

Proof:

The proof is similar to the proof of Theorem 4.5. For each path in G' , we keep track of a state of knowledge J as follows:

1. If we use an edge of the form $A \rightarrow B$ where $A, B \in W_1$, then for each knowledge set K in J that includes the edge $S \rightarrow A$, add the edge $S \rightarrow B$.
2. If we use an edge of the form $A \rightarrow B$ where $A \in W_1$ and $B \in W_2$, then for each knowledge set K

in J that includes the edges $S \rightarrow A$ and $B \rightarrow T$, add the edge $S \rightarrow T$.

3. If we use an edge of the form $A \rightarrow B$ where $A \in W_2$ and $B \in W_1$, then for each knowledge set K in J , replace it with two new knowledge sets, $K_1 = K \cup \{A \rightarrow T\}$ and $K_2 = K \cup \{S \rightarrow B\}$.

4. If we use an edge of the form $A \rightarrow B$ where $A, B \in W_2$, then for each knowledge set K in J that includes the edge $B \rightarrow T$, add the edge $A \rightarrow T$.

Remark 7.2. *Looking only at which cuts can be crossed, having the edge $A \rightarrow B$ is exactly the same as knowing that we have the edge $S \rightarrow B$ or the edge $A \rightarrow T$, so if we modify the definition of a monotone switching network slightly so that $J_1 = J_2$ if and only if $J_1(c) = J_2(c)$ for all cuts c , then we can use operation 3.*

Again, construct the new G' in the same way, and make the J for each vertex equal to the OR of all of the J of the paths used to reach that vertex.

It is easy to show that on each pass, each of the knowledge sets gain at least one vertex. Thus, after N passes, all of the knowledge sets will contain the edge $S \rightarrow T$. This completes the proof.

Theorem 7.3. *If $f \cdot g$ is independent of P' for all G' such that for all of the states of knowledge, each of the knowledge sets contains only edges of the form $S \rightarrow V$ for some $V \in W_1$ or $V \rightarrow T$ for some $V \in W_2$, then $f \cdot g$ is independent of P' for all G' .*

Proof:

This can be proved in the same way as Theorem 6.2.

Theorem 7.4. *If for a function g and a directed path P in G that does not use any edges of the form $V \rightarrow W$ where $V \in W_2$ and $W \in W_1$, for any certain knowledge G' such that all of the edges in the knowledge sets have the form $S \rightarrow V$ for some $V \in W_1$ or $V \rightarrow T$ for some $V \in W_2$, $f \cdot g$ is the same for all P' and $(\sum_{e \in E_1} d(L', e) - \sum_{e \in E_2} d(L', e)) \cdot g = 0$ for all directed loops L' in G' , then for any G' , $f \cdot g$ is the same for all P' .*

Proof:

First, use Theorem 7.3. Then apply the reasoning used in the proof of Theorem 6.4. This completes the proof.

Definition 7.5. *For a set of vertices I that does not contain S or T , define K_I to be the knowledge set $\{S \rightarrow v_1, \dots, S \rightarrow v_k, w_1 \rightarrow T, \dots, w_l \rightarrow T\}$, where v_1, \dots, v_k are the vertices in $K \cap W_1$ and w_1, \dots, w_l are the vertices in $K \cap W_2$.*

Definition 7.6. *Define g_I to be the unique function such that $g_I \cdot K_{I'} = 1$ if $I = I'$ and 0 otherwise.*

Proposition 7.7. *If I is nonempty, for a cut c , if there exists a vertex v such that $v \notin I$ and $v \in W_1 \cap V_1$ or $v \in W_2 \cap V_2$, then $g_I(c) = 0$. If not, then $g_I(c) = 2^{N-3}(-1)^{1+|I \cap W_1 \cap V_2|+|I \cap W_2 \cap V_1|}$.*

Proof:

$g_I \cdot K_{I'} = (g_I \cdot e_0) - 2^{3-N} \sum_{c \in C_{I'}} g_I(c)$, where $C_{I'}$ is the set of all cuts such that $K_{I'} = -1$. It is easy to see that $g_I \cdot e_0 = 0$, so
 $g_I \cdot K_{I'} = -2^{3-N} \sum_{c \in C_{I'}} g_I(c)$.

$K_{I'}(c) = -1$ if and only if for all vertices $v \in I'$, $v \in W_1 \cap V_1$ or $v \in W_2 \cap V_2$. Thus, $C_{I'}$ is

the set of all cuts such that for all vertices $v \in I'$, $v \in W_1 \cap V_1$ or $v \in W_2 \cap V_2$.

Let D_I be the set of all cuts such that there no vertex v such that $v \notin I$ and $v \in W_1 \cap V_1$ or $v \in W_2 \cap V_2$. If $c \notin D_I$, then $g_I(c) = 0$.

$$g_I \cdot K_{I'} = \sum_{c \in (C_{I'} \cap D_I)} (-1)^{|I \cap W_1 \cap V_2| + |I \cap W_2 \cap V_1|}.$$

If I' contains a vertex not in I , then $C_{I'} \cap D_I$ is empty. If I' is a subset of I and I contains a vertex v not in I' , then v can either be in V_1 or V_2 , and these cuts cancel out, so $g_I \cdot K_{I'} = 0$. Finally, if $I = I'$, then $g_I \cdot K_{I'} = 1$, as needed. This completes the proof.

We can now use Lemma 6.16. If W is the set all K_I such that $|I| > m$, then we can remove all K_I such that $|I| > 2m + 1$ from W and it will still be valid. To see this, note that it is impossible to go from a K_I where $|I| \leq m$ to a K_I with $|I| > 2m + 1$ without either going through T' or using an edge from both E_1 and E_2 .

Taking the corresponding g , we have that $g \cdot g \leq 2^N (N^6) N^{4 \lg N} \leq 2^N N^{5 \lg N}$ for large enough N . Also, if c differs by more than $2 \lg N + 1$ from the c where $V_1 = W_2$ and $V_2 = W_1$, then $g(c) = 0$. Also, $\sum_{A' \in V(G')} |J_{A'} \cdot g| \geq 1$.

Let $M^2 = g \cdot g$, and let $g' = \frac{g}{M}$. Now $\sum_{A' \in V(G')} |J_{A'} \cdot g'| \geq \frac{1}{M}$

Since we can freely choose W_1 and W_2 , from basic coding theory, we can create at least $\frac{2^N}{N^{5 \lg N}}$ mutually orthonormal g' , and each $M^2 \leq 2^N N^{5 \lg N}$.

If $k \leq N^{\frac{1}{3}}$, then we can pick at least $N^{\frac{1}{2} \lg k}$ distinct paths of G of length $k + 1$ that have at most $\lg k$ vertices in common.

Putting everything together, if G' has N' vertices, we have the inequality

$$\frac{2^k}{k^{5 \lg k}} N^{\frac{1}{2} \lg k} \leq \sum_{g'} \sum_{A' \in V(G')} (g' \cdot J_{A'})^2 \leq N'.$$

Taking k to be about $N^{\frac{1}{40}}$, we have

$(N')^2 \geq N^{\frac{1}{4} \lg k} \geq N^{\frac{1}{200} \lg N}$ for large enough N . Thus, $N' \geq N^{\frac{1}{400} \lg N}$ for large enough N . This completes the proof.

Acknowledgement. The author wishes to thank Boaz Barak for his advice on this research and for his help in editing the article.

REFERENCES

- [1] S. A. Cook and C. W. Rackoff. Space lower bounds for maze threadability on restricted machines. *SIAM Journal on Computing*, 9(3):636-652, Aug 1980
- [2] N. Immerman. Nondeterministic Space is Closed Under Complementation, *SIAM J. Comput.* 17 1988, pp. 935-938
- [3] W. Masek. A fast algorithm for the string editing problem and decision graph complexity. Master's Thesis, Department of Electrical Engineering and Computer Science, Massachusetts Institute of Technology, 1976.
- [4] A. Razborov. Lower Bounds for Deterministic and Nondeterministic Branching Programs, *Proceedings of the 8th FCT, Lecture Notes in Computer Science*, vol. 529, 1991, 47-60.
- [5] O. Reingold. Undirected ST-connectivity in Log-Space, *STOC* 2005.
- [6] W. J. Savitch. Relationship between nondeterministic and deterministic tape classes, *J.CSS*, 4, pp 177-192, 1970
- [7] R. Szelepcsényi. The method of forcing for nondeterministic automata, *Bull. EATCS* 33, 1987, pp. 96-100

E-mail address: aaron@potechin.org

CAMBRIDGE UNIVERSITY