

BAYES ESTIMATORS

Bayes estimators for phylogenetic reconstruction

P.M. Huggins¹, W. Li², D. Haws³, T. Friedrich³, J. Liu², and R. Yoshida³

¹*Lane Center for Computational Biology (Carnegie Mellon University)*

Mellon Institute Building 4400 Fifth Avenue Pittsburgh, PA 15213

²*Department of Computer Science, The University of Kentucky, Lexington, KY,
40506-0046237*

³*Department of Statistics, University of Kentucky, Lexington, KY 40526-0027*

PMH, WL, and RY contributed equally to this work

Corresponding author: Ruriko Yoshida,

Department of Statistics, University of Kentucky, Lexington, KY 40526-0027

phone:(859) 257-5698, Fax:(859) 323-1973

email:ruriko.yoshida@uky.edu,

Abstract.— Tree reconstruction methods are often judged by their accuracy, measured by how close they get to the true tree. Yet most reconstruction methods like ML do not explicitly maximize this accuracy. To address this problem, we propose a Bayesian solution. Given tree samples, we propose finding the tree estimate which is closest on average to the samples. This “median” tree is known as the Bayes estimator (BE). The BE literally maximizes posterior expected accuracy, measured in terms of closeness (distance) to the true tree. We discuss a unified framework of BE trees, focusing especially on tree distances which are expressible as squared euclidean distances. Notable examples include Robinson–Foulds distance, quartet distance, and squared path difference. Using simulated data, we show Bayes estimators can be efficiently computed in practice by hill climbing. We also show that Bayes estimators achieve higher accuracy, compared to maximum likelihood and neighbor joining.

key words: Bayes estimator, consensus tree, path difference metric, phylogenetic inference.

INTRODUCTION

When a large phylogeny is reconstructed from sequence data, it is typically expected that the reconstructed tree is at least slightly wrong, i.e. slightly different than the true tree. We refer to the difficulty in accurately reconstructing phylogenies as *tree uncertainty*.

Tree uncertainty is a pervasive issue in phylogenetics. To help cope with tree uncertainty, bootstrapping and Bayesian sampling methods provide a collection of possible trees instead of a single tree estimate. Using bootstrapping or Bayesian sampling, one common practice is to identify highly supported tree features (e.g. splits) which occur in almost all the tree samples. Highly supported features are regarded as likely features of the true tree.

Similarly, in simulation studies it is common to judge reconstruction methods based on how *close* they get to the true tree (Desper and Gascuel (2004)). Closeness to the true tree can be measured in many different ways. One popular measure of closeness is the Robinson–Foulds (RF) distance (also known as symmetric difference).

These customary practices reflect a common view that when tree uncertainty is likely, a good reconstruction method ought to at least find a tree which is close to the true tree. For example, if multiple trees have high likelihood, then a good tree estimate should be an “accurate representative” of the high likelihood trees. Yet, reconstruction methods like maximum likelihood (ML) are not directly designed to achieve this goal. This leads us to ask whether reconstruction accuracy (i.e. closeness to the true tree) can be improved, by attempting to directly optimize accuracy instead of likelihood.

Even though the true tree is unknown, we can still optimize reconstruction accuracy using a Bayesian approach. In the Bayesian view, the true tree is a random variable T distributed according to the posterior distribution $P(T | D)$, where D is input data such as sequence data. If $d()$ measures distance between trees, and T' is a tree

estimate, then the expected distance between T' and the true tree is $\mathbb{E}_{T \sim P(T|D)} d(T, T')$. Thus, to maximize reconstruction accuracy, we should choose our tree estimate to be $T^* = \operatorname{argmin}_{T'} \mathbb{E}_{T \sim P(T|D)} d(T, T')$ where T^* is known as a *Bayes estimator*.

Many popular distances between trees can be easily expressed as a squared euclidean distance, after embedding trees in an appropriately chosen vector space. Important examples include Robinson–Foulds distance (symmetric difference), quartet distance, and the squared path difference. In this paper, we focus on squared euclidean distances.

In statistical decision theory, Bayes estimators under squared euclidean distance are well understood and have nice properties. For example, under a squared euclidean distance, the Bayes estimator minimizes the distance to the mean of the posterior. This gives the result in (Holder et al., 2008): The majority-rule consensus tree is the Bayes estimator, if closeness between trees is defined by Robinson-Foulds distance. We also derive a closely related result for quartet distance: Under quartet distance, the Bayes estimator tree is equivalent to a weighted quartet puzzling problem.

In general, computing Bayes estimators is at least as hard as computing ML trees. Hill climbing techniques are popular and effective heuristics for hard tree optimization problems such as ML. Thus we propose hill climbing to compute Bayes estimator trees as well. For squared euclidean distances, each hill climbing step is quite fast, comparable to a traditional ML hill climbing step.

We provide a simulation study of Bayes estimators using the path difference metric. We use hill climbing with nearest neighbor interchange (NNI) moves to find Bayes estimators. We observe that hill climbing is fast in practice, after the preprocessing step of sampling the posterior on trees. More importantly, we observe that Bayes estimator trees are more accurate on average, compared to ML and neighbor joining (NJ). These results comprise an encouraging pilot study of Bayes estimators. We conclude by discussing improvements and directions for future work developing Bayes

estimators for phylogeny.

BAYES ESTIMATORS AND SQUARED EUCLIDEAN DISTANCE

Let D denote a collection of homologous sequences from n species. Many evolutionary models exist which express $P(D|T, \theta)$ in terms of an underlying phylogenetic tree T on the n species, and evolutionary rate parameters θ . Given such a model, and observed sequence data D , there are two main methods for sampling trees T which could have generated D :

- The Bayesian method, which declares a prior $P(T)$ on tree topologies, and uses sampling techniques such as Monte Carlo Markov Chain (MCMC) to approximately sample from $P(T|D) \propto P(T)P(D|T)$,
- The bootstrap method, which creates hypothetical datasets D_i by bootstrapping columns from an alignment of D , and then computes a tree $T_i = T(D_i)$ for each D_i by applying a tree reconstruction method such as ML or NJ.

The notation $P(T|D)$ is not entirely appropriate for the distribution on trees obtained by the bootstrap method. Nevertheless, for convenience we will use the notation $P(T|D)$ for the obtained distribution, regardless of whether the Bayesian or bootstrap method is used.

Given a measure of dissimilarity (or *distance*) $d(T, T')$ between phylogenetic trees on n taxa, the (*posterior*) *expected loss* associated with a tree T' is $\mathbb{E}d(T, T')$, where the expectation is taken over T , distributed as $P(T|D)$. We write $\rho(T')$ for the expected loss. The *Bayes estimator* T^* minimizes the expected loss:

$$T^* = \operatorname{argmin}_{T'} \rho(T')$$

In other words, regarding the true tree T as a random variable distributed as $P(T|D)$, the Bayes estimator is the tree T^* which is closest to T on average.

Bayes estimators are a common tool in statistical optimization and decision theory (Berger, 1985). Given a finite sample T_1, \dots, T_N from $P(T|D)$, the *empirical expected loss* is $\hat{\rho}(T') = \frac{1}{N} \sum_{i=1}^N d(T', T_i)$, and the empirical Bayes estimator is the tree that minimizes the empirical expected loss. In this paper we will focus on empirical Bayes estimators for a given sample, and so we will simply say “Bayes estimator” when we mean the empirical Bayes estimator.

Squared euclidean distances between trees

Let \mathcal{T}_n be the space of trees on n taxa. We call $d(\cdot, \cdot)$ a *squared euclidean distance* if there is a function $v : \mathcal{T}_n \rightarrow \mathbb{R}^m$ for some m , such that

$$d(T, T') = \|v(T) - v(T')\|^2.$$

We call $v(\cdot)$ a (vector space) embedding. Recall that for two vectors $a = (a_1, \dots, a_m)$, $b = (b_1, \dots, b_m)$ in \mathbb{R}^m , we have $\|a\|^2 = \sum_{i=1}^m a_i^2$, and $\|a - b\|^2 = \|a\|^2 + \|b\|^2 - 2(a \cdot b)$ where $a \cdot b$ denotes the dot product $\sum_{i=1}^m a_i b_i$.

Many popular distances between trees are squared euclidean distances. Below we list several such distances, all of which were studied in (Steel and Penny, 1993). For each distance, we illustrate the vector space embedding and the distance using the two trees T_1 and T_2 shown in Figure 3 (no branch lengths) and Figure 4 (branch lengths).

Example 1 Let $S(T)$ denote the set of splits induced by a tree T . The (normalized) Robinson-Foulds distance (Robinson and Foulds, 1981) $d_{RF}(T, T')$ is half the size of the symmetric difference $(S(T) - S(T')) \cup (S(T') - S(T))$. The Robinson-Foulds distance can also be realized as the squared euclidean distance

$$d_{RF}(T', T) = \frac{1}{2} \|v_{RF}(T) - v_{RF}(T')\|^2$$

where $v_{RF} : \mathcal{T}_n \rightarrow \mathbb{R}^{2^{n-1}-1}$ maps tree T to the 0/1 vector $v_{RF}(T)$ whose nonzero entries

correspond to splits in T . For example, for the trees T_1 and T_2 in Figure 3, we have

$$v_{RF}(T_1) = (1, 1, 1, 1, 1, 1, 0, 0, 0, 0, 0, 1, 0, 0, 0),$$

$$v_{RF}(T_2) = (1, 1, 1, 1, 1, 1, 0, 0, 1, 0, 0, 0, 0, 0, 0),$$

and

$$d_{RF}(T_1, T_2) = \frac{1}{2} \|v_{RF}(T_1) - v_{RF}(T_2)\|^2 = 1.$$

Here the coordinates of $v_{RF}(T_1)$ and $v_{RF}(T_2)$ are given by

$$\left(\{A\}, \{B\}, \{C\}, \{D\}, \{E\}, \{A, B\}, \{B, C\}, \{A, C\}, \{C, D\}, \right. \\ \left. \{B, D\}, \{A, D\}, \{D, E\}, \{C, E\}, \{B, E\}, \{A, E\} \right)$$

where for example $\{B, D\}$ corresponds to the partition $\{\{B, D\}, \{A, C, E\}\}$.

Example 2 Let $Q(T)$ denote the set of quartets induced by a tree T . The quartet distance (Estabrook et al., 1985) $d_Q(T, T')$ is half the size of the symmetric difference $(Q(T) - Q(T')) \cup (Q(T') - Q(T))$. Analogous to the Robinson–Foulds distance, d_Q can be realized as a squared euclidean distance,

$$d_Q(T', T) = \frac{1}{2} \|v_Q(T) - v_Q(T')\|^2$$

where $v_Q : \mathcal{T}_n \rightarrow \mathbb{R}^{3\binom{n}{4}}$ maps tree T to the 0/1 vector $v_Q(T)$ whose nonzero entries correspond to quartets in T . For example, for the trees T_1 and T_2 in Figure 3, we have

$$v_Q(T_1) = (1, 0, 0, 1, 0, 0, 1, 0, 0, 1, 0, 0, 1, 0, 0),$$

$$v_Q(T_2) = (1, 0, 0, 0, 0, 1, 1, 0, 0, 0, 0, 1, 1, 0, 0),$$

and

$$d_Q(T_1, T_2) = \frac{1}{2} \|v_Q(T_1) - v_Q(T_2)\|^2 = 2.$$

Here the coordinates of $v_Q(T_1)$ and $v_Q(T_2)$ are given by following cherry groupings (two leaves with the same parent node)

$$\left(\{AB, CD\}, \{AC, BD\}, \{AD, BC\}, \{BC, DE\}, \{BD, CE\}, \{BE, CD\}, \{AB, CE\}, \{AC, BE\}, \right. \\ \left. \{AE, BC\}, \{AC, DE\}, \{AD, CE\}, \{AE, CD\}, \{AB, DE\}, \{AD, BE\}, \{AE, BD\} \right).$$

Example 3 For $T \in \mathcal{T}_n$, let $D_T \in \mathbb{R}^{\binom{n}{2}}$ be the matrix of pairwise distances between leaves in T . The squared dissimilarity map distance is defined as

$d_D(T', T) = \|D_T - D_{T'}\|^2$. The dissimilarity map distance is perhaps one of the oldest studied, see e.g. (Buneman, 1971). For example, for the trees T_1 and T_2 in Figure 4, we have

$$D_{T_1} = (5.3, 9.0, 15.2, 12.4, 6.1, 12.3, 9.5, 10.8, 8.0, 8.0),$$

$$D_{T_2} = (3.5, 11.3, 13.2, 10.9, 12.0, 13.9, 11.6, 7.1, 7.0, 8.9),$$

and

$$d_D(T_1, T_2) = \|D_{T_1} - D_{T_2}\|^2 = 72.06.$$

Here the coordinates of D_{T_1} and D_{T_2} are given by

$$\left(D_{1,2}, D_{1,3}, D_{1,4}, D_{2,3}, D_{2,4}, \dots, D_{4,5} \right),$$

where $D_{i,j}$ is the sum of branch lengths of the path from leaf i to j .

Example 4 The distances $d_{RF}(T, T')$ and $d_Q(T, T')$ are topological distances, i.e. they only depend on the topologies of T, T' , and not edge lengths. The dissimilarity map distance does depend on edge lengths, but it has a natural topological analog called the

path difference metric. *The squared path difference is*

$$d_p(T', T) = \|v_p(T) - v_p(T')\|^2$$

where $v_p(T) \in \mathbb{R}^{\binom{n}{2}}$ is the integer vector whose ij th entry counts the number of edges between leaves i and j in T . Path difference was studied in (Steel and Penny, 1993).

Note that in our notation, we have squared the norm, whereas (Steel and Penny, 1993) defined $d_p(T', T) = \|v_p(T) - v_p(T')\|$.

For example, for the trees T_1 and T_2 in Figure 3, we have

$$v_p(T_1) = (2, 3, 4, 4, 3, 4, 4, 3, 3, 2),$$

$$v_p(T_2) = (2, 4, 4, 3, 4, 4, 3, 2, 3, 3),$$

and

$$d_p(T_1, T_2) = \|v_p(T_1) - v_p(T_2)\|^2 = 6.$$

Here the coordinates of $v_p(T_1)$ and $v_p(T_2)$ are given by

$$\left(v_{1,2}, v_{1,3}, v_{1,4}, v_{2,3}, v_{2,4}, \dots, v_{4,5}\right),$$

where $v_{i,j}$ is the number of edges between leaf i and j .

The above examples highlight the fact that many combinatorial distances can be interpreted as squared euclidean distances. Under a squared euclidean distance, the Bayes estimator is the projection of the mean onto the nearest tree. More specifically, if $d(T, T') = \|v(T) - v(T')\|^2$ is a squared euclidean distance, then evidently

$$\rho(T') = \|v(T') - \mu\|^2 + Var$$

where $\mu = \mathbb{E}[v(T)]$ and $\mu_2 = \mathbb{E}[\|v(T)\|^2]$, and $Var = \mu_2 - \|\mu\|^2$ does not depend on T' .

For example, under the Robinson–Foulds distance, the Bayes estimator is obtained by projecting the vector of split frequencies $\mu_{RF} = \mathbb{E}v_{RF}(T)$ onto the nearest 0/1 vector $v_{RF}(T^*) \in \{v_{RF}(T')\}_{T'} \subset \{0, 1\}^{2^{n-1}-1}$. If we relax this problem, and simply project μ_{RF} onto the nearest 0/1 vector $v^* \in \{0, 1\}^{2^{n-1}-1}$, then we see v^* is obtained by rounding all entries in μ_{RF} to the nearest integer 0 or 1. In other words $v^* = v_{RF}(T^*)$ where T^* is the consensus tree. Thus we have the result in Holder et al. (2008): the consensus tree is the Bayes estimator for Robinson-Foulds distance.

In our view, projecting a point (e.g. input dissimilarity map) to a nearby tree is a geometric analog of a Bayes estimator. Indeed, distance-based tree reconstruction methods can be loosely regarded as “projections” of an input dissimilarity map $D \in \mathbb{R}^{\binom{n}{2}}$ onto a tree metric $D_T = D - \epsilon$, where ϵ is “small” according to some norm. The geometry of distance-based tree reconstruction methods has been studied before, see (Eickmeyer et al., 2008; Eickmeyer and Yoshida, 2008; Mihaescu et al., 2007).

RELATION BETWEEN BAYES ESTIMATORS AND EXISTING RECONSTRUCTION METHODS

Quartet puzzling

Under the quartet distance $d_Q(T, T') = \|v_Q(T) - v_Q(T')\|^2$, the Bayes estimator is the tree T^* which minimizes $\|v_Q(T) - \mu_Q\|^2$, where $\mu_Q = \mathbb{E}v_Q(T)$ is the vector of posterior quartet frequencies. Since $\|v_Q(T)\|^2 = \binom{n}{4}$ for all trees on n taxa, we have

$$\|v_Q(T) - \mu_Q\|^2 = \binom{n}{4} + \|\mu_Q\|^2 - 2v_Q(T) \cdot \mu_Q = (\text{constant}) - 2v_Q(T) \cdot \mu_Q$$

and so the Bayes estimator T^* can be equivalently defined as $T^* = \operatorname{argmax}_T \mu_Q \cdot v_Q(T)$. Maximizing $\mu_Q \cdot v_Q(T)$ is a *weighted quartet puzzling* problem: Given a set of weights μ_Q on quartets, find a compatible set of quartets of maximal weight. If all quartet weights are 0/1, then we obtain the traditional quartet puzzling problem (Strimmer and von Haeseler, 1996).

Analogous to split frequencies and the consensus tree, we can use a sample of trees to estimate quartet frequencies, and then apply weighted quartet puzzling to find the Bayes estimator tree. In general though, quartet puzzling (and hence weighted quartet puzzling) is NP-hard Steel (1992). However, there has been considerable progress toward solving large instances: see Erdos et al. (1997); Snir and Rao (2009) for example. In our case, the weights μ_Q have special structure since they are realizable by a collection of trees; this might make the weighted quartet puzzling we are considering here easier.

Ordinary Least Squares (OLS) minimum evolution (ME)

For a squared distance dissimilarity map, there is a striking similarity between Bayes estimators and the minimum evolution (ME) approach to phylogenetic reconstruction. ME methods are distance-based methods that have been extensively studied (Holder and Lewis, 2003; Rzhetsky and Nei, 1993). One of the earliest examples is Ordinary Least Square (OLS) ME (Edwards and Cavalli-Sforza, 1963; Desper and Gascuel, 2002). OLS ME first estimates the branch lengths for each tree topology T by minimizing $\|D_T - D\|^2$, where D is the input dissimilarity map. Then the outputted tree topology T^* is the topology whose sum of estimated branch lengths is minimal. If $D = D_T + \epsilon$, where D_T is a tree metric and ϵ comprises *i.i.d.* errors with mean 0, then OLS ME is statistically consistent as a method to recover D_T .

There is however a key difference between OLS ME and minimizing the expected squared dissimilarity map distance. The input to OLS ME is a dissimilarity map presumed to be of the form $D = D_T + \epsilon$. In sharp contrast, the mean μ summarizes the posterior distribution on D_T , given input such as sequence data. Although μ could be viewed as a random variable whose distribution is governed by the true underlying tree T , the form of this distribution $P(\mu | T)$ is opaque and depends on the model of sequence evolution being used. Thus, while directly minimizing $\|D_T - \mu\|^2$ produces the Bayes

estimator T^* , it is not clear whether the minimum evolution approach (treating μ as a “perturbed tree metric”) is a sensible alternative.

HILL CLIMBING OPTIMIZATION

Since the number of tree topologies on n taxa grows exponentially in n , computing the Bayes estimator T^* under a general distance function can be computationally hard. However, hill climbing techniques such as those used in ML methods (Guindon and Gascuel, 2003) often work quite well in practice for tree reconstruction. Hill climbing techniques can similarly be used to find local minima of the empirical expected loss.

Hill climbing requires a way to move from one tree topology to another. Three types of combinatorial tree moves are often used for this purpose; *Nearest Neighbor Interchange (NNI)*, *Subtree-Prune-and-Regraft (SPR)*, and *Tree-Bisection-Reconnect (TBR)* (Semple and Steel, 2003). SPR and TBR moves are more general than NNI, but every SPR and TBR move is a composition of at most two NNI moves. SPR and TBR moves endow each tree with $O(n^2)$ neighbors. NNI moves produce a smaller set of $O(n)$ neighbors. See (Allen and Steel (2001)) for details. PHYLML uses NNI moves when hill climbing to quickly search for a ML tree (Guindon and Gascuel, 2003). We follow their example and choose NNI moves to apply hill climbing.

For each proposed move $T^{current} \rightarrow T^{new}$ during hill climbing, $\hat{\rho}(T^{new})$ must be computed. A straightforward evaluation using the definition $\hat{\rho}(T^{new}) = \frac{1}{N} \sum_{i=1}^N d(T^{new}, T_i)$ requires N evaluations of $d()$, where N is the sample size. For squared euclidean distances the situation is often much better since $\hat{\rho}(T^{new})$ can be re-expressed (up to an additive constant), as simply $\hat{\rho}(T^{new}) = d(\hat{\mu}, T^{new})$, where $\hat{\mu} = \frac{1}{N} \sum_{i=1}^N v(T_i)$ is the sample mean. Note $\hat{\mu}$ does not depend on the tree T^{new} , thus it can be computed once at the beginning of hill climbing. Consequently, at each step we need only evaluate $d()$ once. The computational expense to calculate $d()$ depends on the

choice of vector space embedding.

SIMULATION STUDY: METHODS

For studying Bayes estimators, a natural first choice for distance between trees is Robinson–Foulds distance. But then the Bayes estimator is the consensus tree, which has been extensively studied, and is easy to compute from samples. We thus sought out other important distances besides Robinson–Foulds.

The dissimilarity map distance is one of the oldest distances for the comparison of trees, and lies at the foundation of distance-based reconstruction methods. Thus, dissimilarity map and related distances are a natural choice for case-study of Bayes estimators. We specifically chose the (squared) path difference metric. The path difference metric $\|v_p(T) - v_p(T')\|$ is precisely the dissimilarity map distance $\|D_T - D_{T'}\|$, if all edge lengths in T, T' are redefined to be 1. Setting all edge lengths to 1 prevents deemphasis of the shorter (presumably uncertain) edges. Intuitively, this emphasizes topological accuracy in the Bayes estimator. We believe this is a desirable property, and we are not the first to suggest its importance. The conclusion of Steel and Penny (1993) states

“The path difference metric, d_p , has several interesting features that suggest that it merits more study and consideration for use when studying evolutionary trees. These features will make it particularly attractive when studying large trees. . . . The d_p metric may be the method of choice when trees are more dissimilar than expected by chance.”

Thus we chose the squared path difference as a case study. We think quartet distance would also be interesting, but believe that a study of Bayes estimators under quartet distance should include quartet puzzling methods, given the close connections outlined in the Quartet Puzzling section. We have therefore deferred study of quartet distance.

Under the path difference metric, trees are embedded in $\mathbb{R}^{\binom{n}{2}}$. Using depth-first search on a tree T , the embedding vector $v(T)$ can be computed in $O(n^2)$ time. Euclidean distance in $\mathbb{R}^{\binom{n}{2}}$ can also be computed in $O(n^2)$ time.

Simulated data

For simulated data, we used the first 1000 examples from the data set presented in Guindon and Gascuel (2003). We briefly review the details of the data set. Trees on 40 taxa were generated according to a Markov process. For each generated tree, 40 homologous sequences (no indels) of length 500 were generated, under the Kumura two-parameter (K2P) model (Kimura, 1980), with a transition/transversion ratio of 2.0. Specifically the Seq-Gen program (Rambaut and Grassly, 1997) was used to generate the sequences. The data is available from the website <http://www.atgc-montpellier.fr/phyml/datasets.php>.

Reconstruction methods

For each set of homologous sequences D in the simulated data, we used the software **MrBayes** (Huelsenbeck and Ronquist, 2001) to obtain 15000 samples from the posterior distribution $P(T|D)$. Specifically, we ran **MrBayes** under the K2P model, discarded the initial 25% of samples as a burn-in, used a 50 generation sample rate, and ran for 1,000,000 generations in total.

We computed a ML tree estimate for each data set, using the hill climbing software **PHYML** (Guindon and Gascuel, 2003) as described in the paper. We also computed a NJ tree using the software **PHYLIP** (Felsenstein, 1989), using pairwise distances computed by **PHYLIP**.

We then used our in-house software to minimize the expected path difference squared euclidean distance by hill climbing. We performed hill climbing using NNI moves, along with various choices of starting trees. For starting trees we used the NJ tree, the ML tree, and five samples from $P(T|D)$ (NJ and ML trees were computed as

described above). We also used the MrBayes tree sample which had the highest likelihood, which we call the “empirical MAP” tree.

We now briefly describe our hill climbing implementation. The input for the algorithm is a list of trees T_1, \dots, T_N sampled from $P(T | D)$, and an initial starting tree T^0 . The pseudo-code is as follows:

Algorithm 5 (Hill climbing from an initial tree T^0)

INPUT: Samples T_1, \dots, T_N , and an initial tree T^0 .

OUTPUT: Local minimum T^ of the empirical expected loss.*

PROCEDURE:

BEGIN

Compute and store $\hat{\mu}_p = \sum_i v_p(T_i)$.

Initialize $T^ = T^0$, and $\rho_p^* = \|v_p(T^0) - \hat{\mu}_p\|^2$.*

DO:

Pick an NNI neighbor T^{new} of T^ .*

Compute $\rho_p^{new} = \|v_p(T^{new}) - \hat{\mu}_p\|^2$.

IF $\rho_p^{new} < \rho_p^$:*

Set $T^ = T^{new}$ and $\rho_p^* = \rho_p^{new}$.*

END IF

UNTIL $\rho_p^ < \rho_p^{new}$ is satisfied for all neighbors T^{new} of T^* .*

*Output T^**

END

In practice, allowing the hill climbing algorithm to run until complete convergence might take too long. Thus, we included several alternative stopping criteria

in the *UNTIL* statement. (For example, halt if a maximum number of loop iterations is reached.) In our simulation study, the algorithm always found a local maximum before halting. The source code, written in java, is available at <http://cophylogeny.net/research.php>.

SIMULATION STUDY: RESULTS

Comparing objective functions for tree reconstruction

In our distance-based framework, the canonical measure of reconstruction accuracy is the distance, $d_p(T^*, T^{true}) = ||v_p(T^*) - v_p(T^{true})||$, between the true tree T^{true} and the estimated tree T^* . When reconstructing a tree, ideally we would like to directly use distance to the true tree as the objective function. But obviously this is impossible unless T^{true} is known. One obvious question is: How good are other objective functions, such as likelihood and $\hat{\rho}_p$, as proxies for $d_p(\cdot, T^{true})$? The relationships among objective functions are particularly important for nearly optimal trees.

We explored this question using the simulated data. For each of the 1,000 data sets, we computed three scores for each of the 15,000 **MrBayes** samples T_i , $i = 1, \dots, 15000$. The three scores we investigated are 1) The observed frequency of the tree topology in **MrBayes** samples, 2) The empirical expected loss: $\hat{\rho}_p(T_i) = ||v_p(T_i) - \frac{1}{15000} \sum_j v_p(T_j)||^2$, and 3) The actual distance to the true tree: $d_p(T_i, T^{true}) = ||v_p(T_i) - v_p(T^{true})||^2$.

For each data set, we restricted our attention to the 25 most frequent tree topologies. The number of samples 15,000 was large enough so that the frequencies of the 25 most probable tree topologies could be estimated fairly well in most cases. For the 25 most probable topologies, we computed the Kendall-tau correlations between the three scores and recorded the results in Table 3.

If there are no ties among the 25 topologies under any of the scores, then the Kendall-tau has a natural interpretation: If $P(s_2(T) < s_2(T') | s_1(T) < s_1(T')) = p$ for a

randomly drawn pair T, T' of the 25 topologies, then the Kendall-tau correlation is $2p - 1$ between the scores s_1, s_2 . As Table 3 shows, our proposed empirical expected loss $\hat{\rho}_p$ outperforms likelihood, as a proxy for the distance to the true tree.

Performance of tree reconstruction methods

As described in (Simulation Study: Methods), for each simulated data set we computed NJ, ML, and empirical MAP trees. We then performed NNI-based hill climbing to optimize $\hat{\rho}_p$, using NJ/ML/MAP as starting trees as well as starts chosen randomly from MrBayes samples. We estimated the Bayes estimator (BE) tree by taking the best of five random starts.

Following Guindon and Gascuel (2003), we plotted the inaccuracy (path difference to true tree) of the NJ, ML, empirical MAP, and BE trees (Figure 1). Notice we have reported the inaccuracy between trees T, T' as the norm $\|v_p(T) - v_p(T')\|$, instead of the square $\|v_p(T) - v_p(T')\|^2$. We chose to do this so that the inaccuracy can be loosely interpreted as “average difference of number of edges between a typical pair of leaves.” In the plot, inaccuracy is plotted against the maximum unadjusted pairwise divergence in the sequence data. The unadjusted pairwise divergence between two sequences is the proportion of sites where both sequences differ.

We also give an analogous plot (Figure 2), plotting the empirical expected loss $\hat{\rho}_p(T)$ for the various tree estimators. Note the true tree might not be the global optimum of $\hat{\rho}_p(T)$. Thus we included the true tree in the plot as well.

Tables (1) and (2) summarize the results of our NNI-based hill climbing when ML/NJ/empirical MAP trees are used as the starting tree. Note the ML tree (computed by phyML) was obtained by NNI hill climbing optimizing the likelihood. Our hill climbing optimizes $\hat{\rho}_p$ instead, so it is possible an NNI move can improve the phyML tree.

We indeed observed that NJ, ML, and empirical MAP trees can be improved by hill climbing. (Table 2) and (Table 1) give summary information. In particular, (Table

1) shows that our hill climbing algorithm improves the distance to the true tree. We find this particularly encouraging.

Using a Pentium dual core system running Red Hat Linux 4, each run of our hill climbing programs required between 1 minute and 1.5 minutes on average per example, depending on the starting tree. Using the NJ tree as the initial tree took longer on average, because more hill climbing steps were required to find a local optimum.

DISCUSSION

For phylogenetic reconstruction, the Bayes estimator is a natural choice when recovering the true tree is unlikely, and one is content to find a tree which is “close” to the true tree. Here “close” is defined by a choice of distance between trees, e.g. Robinson–Foulds distance. The Bayes estimator directly maximizes its expected accuracy, measured in terms of closeness to the true tree. In contrast, ML optimizes likelihood instead of accuracy.

As observed in Holder et al. (2008), the popular consensus tree has a natural interpretation as the Bayes estimator which minimizes the expected Robinson–Foulds distance to the true tree. Thus, for the special case of Robinson–Foulds distance, Bayes estimators have actually been studied for quite some time.

As part of an exploratory simulation study, we showed that hill climbing can be used to find an empirical Bayes estimator in practice, given a sample of trees from the posterior distribution. In particular we used the squared *path difference metric* described in Steel and Penny (1993). Hill climbing optimization produced tree estimates which were closer to the true tree, outperforming NJ and ML. And in the majority of cases, hill climbing improved distance to the true tree, even when the initial tree was obtained by hill climbing optimization of the likelihood. We consider this very encouraging for future work on hill climbing approaches for Bayes estimators.

Systematists are best qualified to help choose which types of distances should be used to compare trees. On the theoretical front, some interesting new distances are

being studied such as the geodesic distance (Kupczok et al., 2008; Owen, 2008, 2009; Owen and Provan, 2009). We believe Bayes estimators (or “median trees”) under novel distances comprise an interesting direction for future mathematical research. We also think Bayes estimators under the classical quartet distance might be interesting, in light of the close connection to quartet puzzling.

In this paper we used NNI moves to apply the hill climbing algorithm. One could also try more general tree moves such as SPR or TBR, analogous to (Hordijk and Gascuel, 2005). It would be interesting to study which tree moves give faster hill climbing convergence for Bayes estimators in practice. Similarly, exploration strategies such as Tabu search (Glover, 1986) or simulated annealing may give better performance.

For some vector space embeddings (e.g. quartet embedding $v_Q()$), the embedding vectors for trees may be rather high-dimensional and non-sparse. Then it may be faster to use the naive definition $\hat{\rho}(T) = \frac{1}{N} \sum_{i=1}^N d(T, T_i)$ directly. Indeed, quartet distance $d_Q(T, T')$ can be computed in $O(n \log n)$ time for two trees on n taxa (Brodal et al., 2001), which is much faster than operations on the vectors $v_Q(T), v_Q(T')$ which have dimension $O(n^4)$.

In this paper, we have focused on different types of tree *features* that can be used to define distance, e.g. splits or quartets. Systematists are particularly interested in splits. Thus, one could also study different ways to define a distance based on splits. For example, Holder et al. (2008) considered a generalized Robinson–Foulds distance that allows a specificity/sensitivity trade-off. We think another interesting way to modify Robinson–Foulds distance would be to make the distance more “local”. For example, one could define a transformed distance $d(T, T') = \min(d_{RF}(T, T'), K)$ for a given “ceiling” constant $K > 0$. Then the Bayes estimator could be interpreted as a “smoothed” ML tree, i.e. the ML tree after the likelihood has been smoothed by a local

convolution. This smoothed ML tree could provide a nice compromise between ML trees and consensus trees.

Finally, we note that in our simulation study, ML trees were quite accurate. In fact, the ML tree was typically quite close to the Bayes estimator, in terms of NNI moves. Thus an ML (or approximate ML) tree might be quite useful as an initial guess for a Bayes estimator tree. Then, one could “polish” the MLE by using hill-climbing optimization of the expected loss.

ACKNOWLEDGMENTS

The authors would like to thank D. Weisrock for the many useful comments which improved this paper. The second, the third, the fourth, and last authors are supported by NIH Research Project Grant Program (R01) from the Joint DMS/BIO/NIGMS Math/Bio Program (1R01GM086888-01 and 5R01GM086888-02).

References

- Allen, B. and M. Steel. 2001. Subtree transfer operations and their induced metrics on evolutionary trees. *Annals of Combinatorics* 5:1–15.
- Berger, J. O. 1985. *Statistical Decision Theory and Bayesian Analysis*. Springer-Verlag.
- Brodal, G., R. Fagerberg, and C. N. Pedersen. 2001. Computing the quartet distance between evolutionary trees in time $n \log^2 n$. *Algorithmica* Pages 731–742.
- Buneman, P. 1971. The recovery of trees from measures of similarity. Pages 387–395 *in* *Mathematics of the Archaeological and Historical Sciences* (F. Hodson, D. Kendall, and P. Tautu, eds.). Edinburgh University Press, Edinburgh.
- Desper, R. and O. Gascuel. 2002. Fast and accurate phylogeny reconstruction algorithms based on the minimum-evolution principle. *Journal Of Computational Biology* 9:687–705.
- Desper, R. and O. Gascuel. 2004. Theoretical foundation of the balanced minimum evolution method of phylogenetic inference and its relationship to weighted least-squares tree fitting. *Molecular Biology and Evolution* 21:587–98.
- Edwards, A. W. F. and L. L. Cavalli-Sforza. 1963. The reconstruction of evolution. *Heredity* 18:553.
- Eickmeyer, K., P. Huggins, L. Pachter, and R. Yoshida. 2008. On the optimality of the neighbor-joining algorithm. *Algorithms for Molecular Biology* 3.
- Eickmeyer, K. and R. Yoshida. 2008. Geometry of neighbor-joining algorithm for small trees. *The proceedings of Algebraic Biology* Pages 82–96.
- Erdos, P., M. Steel, L. Szekely, and T. Warnow. 1997. Local quartet splits of a binary tree infer all quartet splits via one dyadic inference rule. *Computers and Artificial Intelligence* 16:217–227.

- Estabrook, G., F. McMorris, and C. Meacham. 1985. Comparison of undirected phylogenetic trees based on subtrees of four evolutionary units. *Syst. Zool.* 34:193–200.
- Felsenstein, J. 1989. PHYLIP – Phylogeny Inference Package (Version 3.2). *Cladistics* 5:164–166.
- Glover, F. 1986. Future paths for integer programming and links to artificial intelligence. *Computers and Operations Research* 13:533–549.
- Guindon, S. and O. Gascuel. 2003. A simple, fast, and accurate algorithm to estimate large phylogenies by maximum likelihood. *Systematic Biology* 52:696–704.
- Holder, M. T. and P. Lewis. 2003. Phylogeny estimation: Traditional and bayesian approaches. *Nature Review Genetics* 4:275 – 284.
- Holder, M. T., J. Sukumaran, and P. Lewis. 2008. A justification for reporting the majority-rule consensus tree in bayesian phylogenetics. *Systematic Biology* 57:814 – 821.
- Hordijk, W. and O. Gascuel. 2005. Improving the efficiency of spr moves in phylogenetic tree search methods based on maximum likelihood. *Bioinformatics* 21:4338–2327.
- Huelsenbeck, J. and F. Ronquist. 2001. Mrbayes: Bayesian inference in phylogenetic trees. *Bioinformatics* 17:754–755.
- Kimura, M. 1980. A simple method for estimating evolutionary rates of base substitution through comparative studies of nucleotide sequences. *Journal of Molecular Evolution* 16:111–120.
- Kupczok, A., A. V. Haeseler, and S. Klaere. 2008. An exact algorithm for the geodesic distance between phylogenetic trees. *Journal of computational biology : A journal of computational molecular cell biology* 15:577–591.

- Mihaescu, R., D. Levy, and L. Pachter. 2007. Why neighbor-joining works. *Algorithmica* 54:1–24.
- Owen, M. 2008. Distance computation in the space of phylogenetic trees.
- Owen, M. 2009. Computing geodesic distances in tree space.
- Owen, M. and J. S. Provan. 2009. A fast algorithm for computing geodesic distances in tree space.
- Rambaut, A. and N. C. Grassly. 1997. Seq-gen: An application for the monte carlo simulation of dna sequence evolution along phylogenetic trees. *Comput. Appl. Biosci.* 13:235–238.
- Robinson, D. F. and L. R. Foulds. 1981. Comparison of phylogenetic trees. *Mathematical Biosciences* 53:131–147.
- Rzhetsky, A. and M. Nei. 1993. Theoretical foundation of the minimum-evolution method of phylogenetic inference. *Mol. Biol. Evol.* 10:1073–1095.
- Semple, C. and M. Steel. 2003. *Phylogenetics* vol. 24 of *Oxford Lecture Series in Mathematics and its Applications*. Oxford University Press, Oxford.
- Snir, S. and S. Rao. 2009. Quartets maxcut: A divide and conquer quartets algorithm. *IEEE/ACM Transactions on Computational Biology and Bioinformatics (TCBB)* .
- Steel, M. 1992. The complexity of reconstructing trees from qualitative characters and subtrees. *Journal of Classification* 9:91–116.
- Steel, M. and D. Penny. 1993. Distributions of tree comparison metrics-some new results. *Syst. Biol.* 42:126–141.
- Strimmer, K. and A. von Haeseler. 1996. Quartet puzzling: A quartet maximum-likelihood method for reconstructing tree topologies. *Mol. Bio. and Evol.* 13:964–969.

Table 1. Using MrBayes under the K2P model for 1,000,000 generations sampling every 50 generations. We then removed the first 5,000 sampled trees out of 20,000 sampled trees as 25% burn-in to obtain 15,000 samples from the posterior distribution $P(T|D)$. We give the performance of hill climbing, applied to several different initial trees. The first two columns summarize how the local minimum compared to the initial tree, on the 1000 simulated data sets. The third column gives the average percentage by which hill climbing decreases the path difference distance to the true tree. This is computed as $1 - \text{mean}(d_{\text{initial}}/d_{\text{final}})$, where $\text{mean}()$ denotes denotes geometric mean. If either the initial or final distance to the true tree is zero, we add 1 to both distances.

Initial tree	Hill climbing improves distance to $T^{\text{true}}?$	Hill climbing worsens distance to $T^{\text{true}}?$	Avg drop in distance to T^{true}
ML tree	380	253	5.9%
Empirical MAP tree	508	185	17.9%
NJ tree	693	229	39.6%

Table 2. Using MrBayes under the K2P model for 1,000,000 generations sampling every 50 generations. We then removed the first 5,000 sampled trees out of 20,000 sampled trees as 25% burn-in to obtain 15,000 samples from the posterior distribution $P(T|D)$. The first two columns summarize how the local minimum compared to the initial tree, on the 1000 simulated data sets. The third column gives the average percentage by which hill climbing decreases $\hat{\rho}_p$. This is computed as $1 - \text{mean}(\sqrt{\hat{\rho}_p^{initial} / \hat{\rho}_p^{final}})$, where $\text{mean}()$ denotes denotes geometric mean. If either $\hat{\rho}_p^{initial}$ or $\hat{\rho}_p^{final}$ is zero, we add 1 to both.

Initial tree	Hill climbing improves $\hat{\rho}_p^?$	Hill climbing worsens $\hat{\rho}_p^?$	Avg drop in $\hat{\rho}_p$
ML tree	690	0	5.9%
Empirical MAP tree	870	0	8.6%
NJ tree	961	0	20.3%

Table 3. For each of the 1,000 data sets, we computed three scores for each of the 15,000 MrBayes samples T_i , $i = 1, \dots, 15000$. The three scores we investigated are 1) The observed frequency of the tree topology in MrBayes samples, 2) The empirical expected distance $\hat{\rho}_p(T_i) = \|v_p(T_i) - \frac{1}{15000} \sum_j v_p(T_j)\|^2$, and 3) The actual distance $d_p(T_i, T^{true}) = \|v_p(T_i) - v_p(T^{true})\|^2$.

	$P(T_i)$	$\hat{\rho}_p(T_i)$	$d_p(T_i, T^{true})$
$P(T_i)$.	0.352	0.148
$\hat{\rho}_p(T_i)$.	0.270
$d_p(T_i, T^{true})$.

Legends to Figures

Figure 1. Normalized, unsquared path difference $\|v_p(T^{true}) - v_p(T^*)\| / \sqrt{\binom{n}{2}}$ for tree estimates T^* computed by various reconstruction methods, for 1000 simulated trees T^{true} on $n = 40$ taxa. Here NJ (N) is the neighbor joining tree constructed via `neighbor` in PHYLIP package, ML (L) is the PHYML tree, MAP (M) is the MrBayes sample with the highest posterior probability, and Bayes (B) is the Bayes Estimator tree, estimated from MrBayes samples.

Figure 2. Normalized empirical expected distance to the true tree, $\sqrt{\frac{1}{N} \sum_{i=1}^N \|v_p(T^{true}) - v_p(T^*)\|^2} / \sqrt{\binom{n}{2}}$ for tree estimates T^* computed by various reconstruction methods, for 1000 simulated trees T^{true} on $n = 40$ taxa. Here NJ (N) is the neighbor joining tree constructed via `neighbor` in PHYLIP package, ML (L) is the PHYML tree, MAP (M) is the MrBayes sample with the highest posterior probability, and Bayes (B) is the Bayes Estimator tree, estimated from MrBayes samples.

Figure 3. Two trees on five taxa with different topologies, T_1 (left) and T_2 (right).

Figure 4. Same two trees in Figure 3 with branch lengths assigned, T_1 (left) and T_2 (right).

Figure 1.

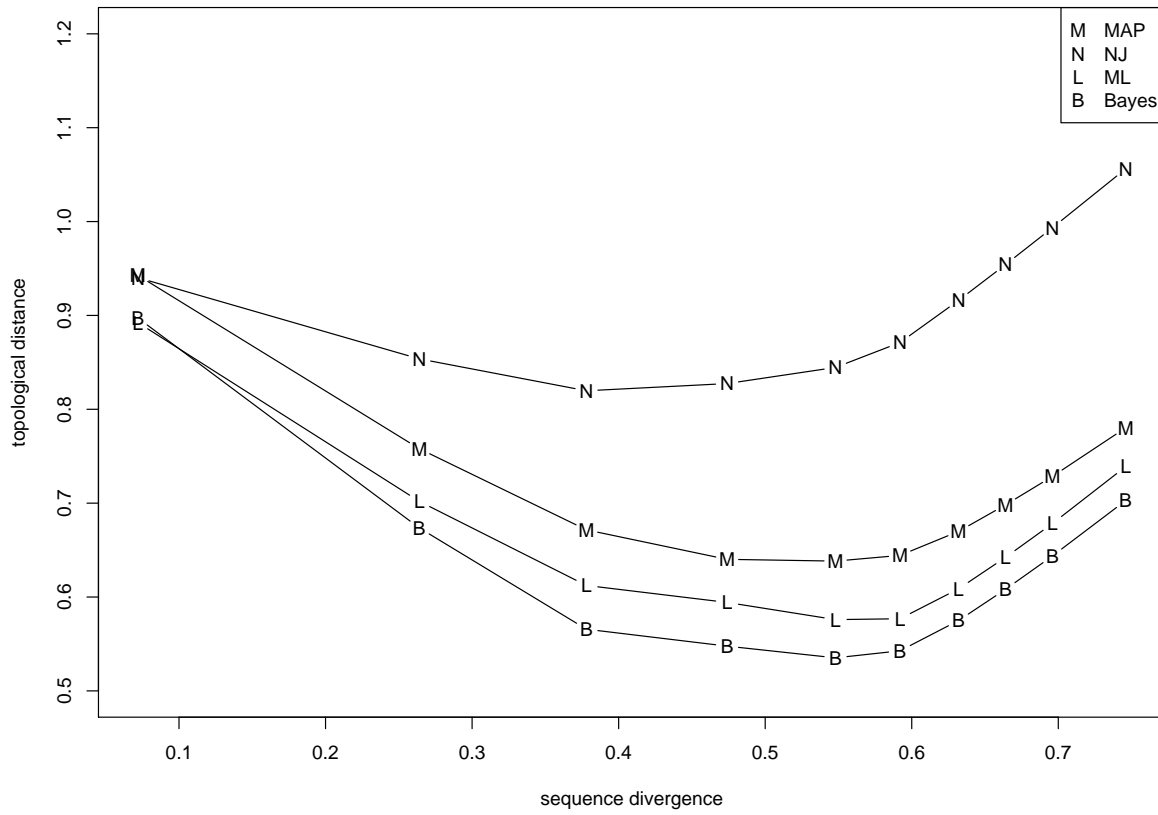


Figure 2.

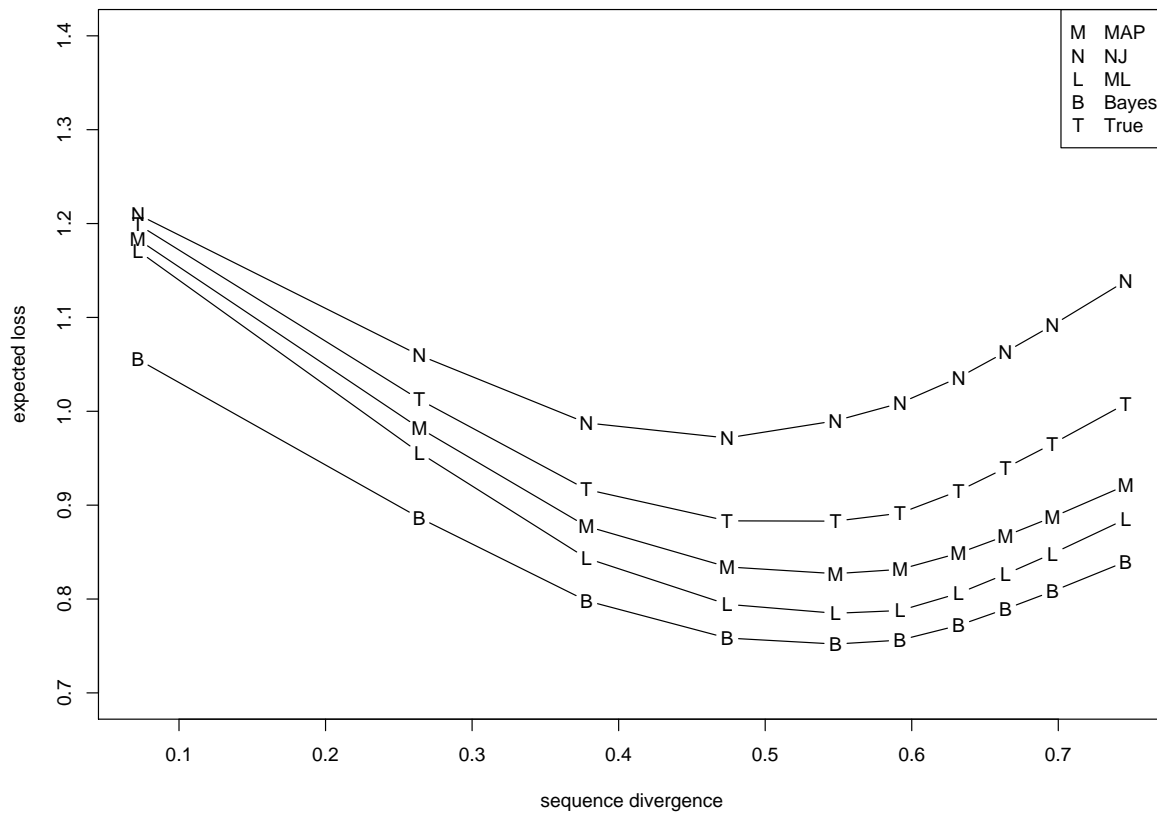


Figure 3.

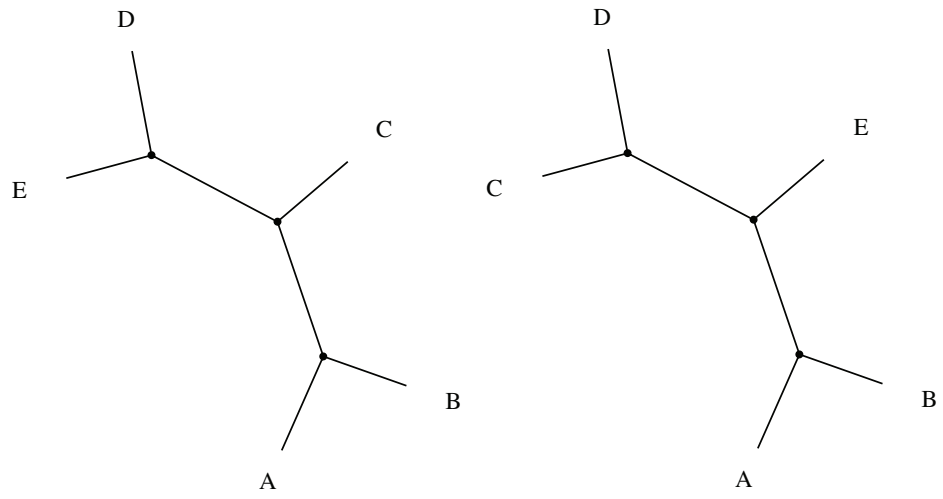


Figure 4.

