

PROTOPLANETARY DISK WINDS BY MAGNETOROTATIONAL INSTABILITY :
FORMATION OF AN INNER HOLE AND A CRUCIAL ASSIST FOR PLANET FORMATIONTAKERU K. SUZUKI^{1,2}, TAKAYUKI MUTO³ & SHU-ICHIRO INUTSUKA^{1,3}*Draft version May 5, 2019*

ABSTRACT

By constructing a global model based on 3D local magnetohydrodynamical (MHD) simulations, we show that the disk wind driven by magnetorotational instability (MRI) play a significant role in the dispersal of the gas component of proto-planetary disks. Because the mass loss time scale by the MRI-driven disk winds is proportional to the local Keplerian rotation period, a gas disk dynamically evaporates from the inner region with possibly creating a gradually expanding inner hole, while a sizable amount of the gas remains in the outer region. The disk wind is highly time-dependent with quasi-periodicity of several times Keplerian rotation period at each radius, which should be observable as a variability due to the motion of the effective surface of the disk. Moreover, the predicted inside-out clearing significantly suppresses the infall of boulders to a central star and the Type I migration of newly formed planets, which are favorable for the formation and survival of planets.

Subject headings: accretion, accretion disks — MHD — stars: winds, outflows — planetary systems: formation — planetary systems: protoplanetary disks — turbulence

1. INTRODUCTION

Planets are supposed to be formed in protoplanetary disks consisting of gas and dust components around newly born stars. The evolution of the gas component is crucial in determining the final state of the planetary system, such as the number and locations of terrestrial (rocky) and Jovian (gas-giant) planets (Ida & Lin 2004). The amount of the gas that is captured by Jovian planets is generally much smaller than the total gas of the disk. Therefore, the gas component should dissipate via other mechanisms with the observationally inferred timescale of $10^6 - 10^7$ yr (Haisch, Lada, & Lada 2001). The current popular scenario is that the gas dissipates by the combination of the photoevaporation by Ultraviolet (UV) flux from a central star and viscous accretion (e.g. Shu, Johnstone, & Hollenback 1992; Matsuyama, Johnstone, & Hartmann 2003; Takeuchi, Clarke, & Lin 2005; Alexander, Clarke, & Pringle 2006; Chiang & Murray-Clay 2007). However, the time-evolution of the luminosity and spectrum of the UV radiation is quite uncertain, and moreover some observed transitional disks with inner holes are inconsistent with the photoevaporation mechanism (Calvet et al. 2005; Espaillat et al. 2008; Hughes et al. 2009).

By local 3D ideal MHD simulations under the shearing box approximation (Hawley, Gammiew, & Balbus 1995), Suzuki & Inutsuka (2009, SI09 hereafter) have shown that MHD turbulence in protoplanetary disks effectively drives disk winds. Magnetorotational instability (MRI) (Balbus & Hawley 1991) triggers the generation of turbulent magnetic field within a few scale heights around the midplane of a disk. The generated MHD turbulence is not only the source of turbulent viscosity for the out-

ward transport of angular momentum and the mass accretion but also accelerates disk winds. Large-scale channel flows (e.g. Sano et al. 2004) develop most effectively at 1.5 - 2 times the scale height above the midplane. The breakups of these channel flows drives the disk wind in a time-dependent manner with quasi-periodic cycles of 5-10 rotation period. This might explain the observed time-variable features of protostars-protoplanetary disk systems (e.g. Muzerolle et al. 2009; Bary, Leisenring, & Skruskie 2009).

SI09 have further shown that the local timescale of the dynamical evaporation by MRI-driven disk winds, $\tau_{ev} = \Sigma/(\rho v_z)_w$, is several thousand years at 1 AU of the typical protosolar disk, where $(\rho v_z)_w$ is the sum of the mass fluxes from the upper and lower disk surfaces and Σ is the surface density. Indeed, if we neglect the mass supply by radial accretion, the 3D ideal MHD simulation of a local protoplanetary disk shows that about 90% of the initial gas is dispersed in $\simeq 5000$ years (Figure 1). While the actual dispersal time is much longer because of the mass supply by accretion as shown from now, this shows that the MRI-driven disk wind plays a significant role in the dispersal of protoplanetary disks.

2. MODEL SET-UP

We solve the time-evolution of surface density with mass accretion and disk wind mass loss (e.g. Alexander et al. 2003):

$$\frac{\partial \Sigma}{\partial t} - \frac{1}{r} \frac{\partial}{\partial r} \left[\frac{2}{r \Omega} \frac{\partial}{\partial r} (\Sigma r^2 \alpha c_s^2) \right] + (\rho v_z)_w = 0. \quad (1)$$

The second term denotes the radial mass flow by turbulent viscosity. Here Ω is local Keplerian rotation frequency, α is the Shakura & Sunyaev stress (Shakura & Sunyaev 1973), which is the sum of Reynolds and Maxwell stresses normalized by gas pressure, and c_s is sound speed. The third term is the mass loss by disk winds, where we here assume the specific angular momentum carried in the disk winds is the same as that in

Electronic address: stakeru@nagoya-u.jp

¹ Department of Physics, Nagoya University, Nagoya, Aichi 464-8602, Japan² School of Arts and Sciences, University of Tokyo, Komaba, Meguro, Tokyo, Japan, 153-8902³ Department of Physics, Kyoto University, Kyoto, Japan, 606-8502

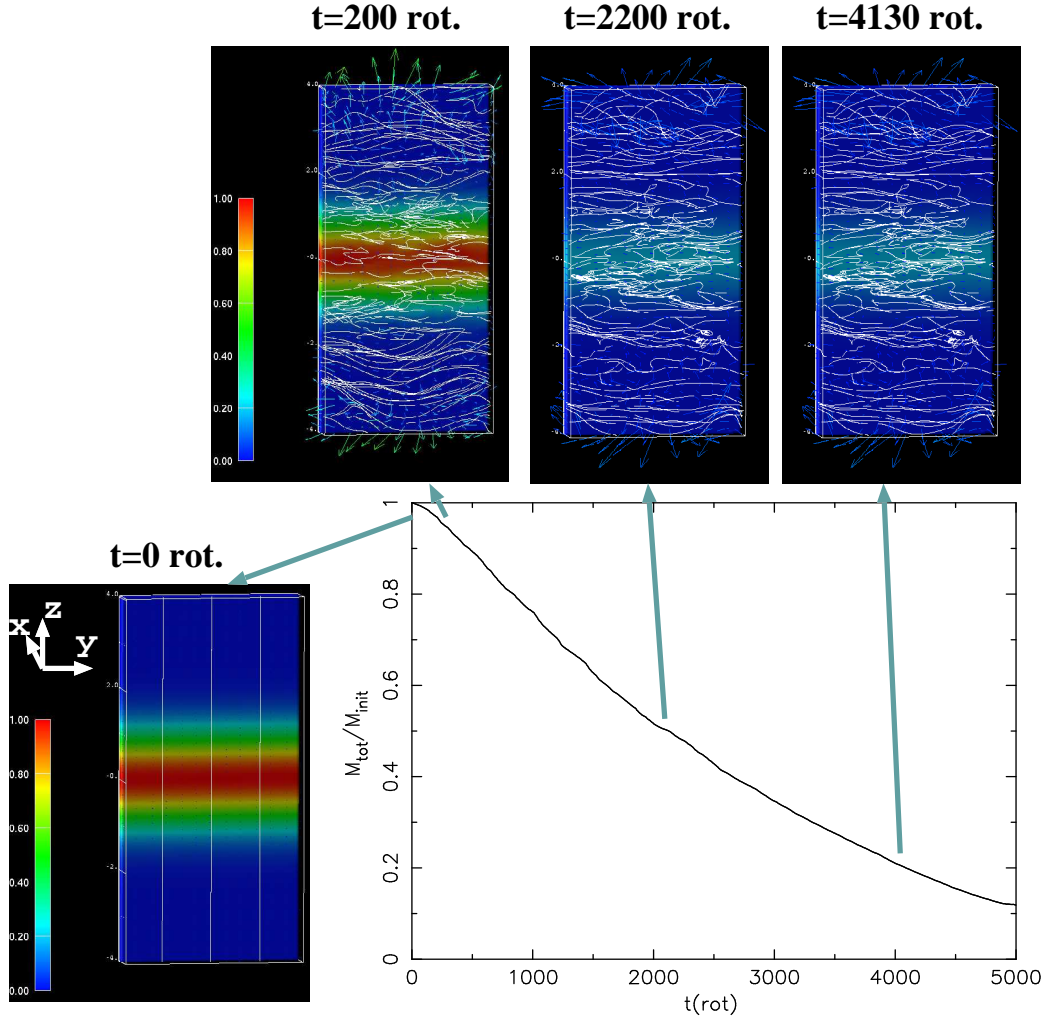


FIG. 1.— Dynamical evaporation of a protoplanetary gas disk by local 3D ideal MHD simulation without mass supply by radial accretion. We impose weak vertical magnetic field, B_z , with the plasma β value, $\beta_{z,\text{mid}} = 8\pi\rho_{\text{mid}}c_s^2/B_z^2 = 10^6$, at the midplane. The main panel shows the total mass normalized by the initial mass in the local simulation box as a function of rotation time. The four colour panels show the snapshots the local protoplanetary disk simulation at $t = 0$ (initial condition), 200 rotations, 2200 rotations, and 4130 rotations. The x , y , and z components respectively correspond to radial, azimuthal, and vertical components. The colours indicate density normalized by the initial value at the midplane, the white solid lines illustrate magnetic field lines, and the arrows show velocity field. Note that the actual dispersal is much slower because of the mass supply by accretion (see text).

the disk material. Both α and $(\rho v_z)_w$ are adopted from the local 3D MHD simulations.

Figure 2 shows α and the nondimensionalized mass flux, $C_w = (\rho v_z)_w / (\rho_{\text{mid}} c_s)$, derived from our local shearing box simulations, where ρ_{mid} is density at the midplanes of the disks (SI09). The horizontal axis is the initial plasma β value, $\beta_{z,\text{mid}} = 8\pi\rho_{\text{mid}}c_s^2/B_z^2$, at the midplanes for net vertical magnetic field⁴, B_z . The figure exhibits that both α and C_w have the floor values for sufficiently weak vertical magnetic field, $\beta_{z,\text{mid}} \gtrsim 10^6$. When the magnetic field increases, $\beta_{z,\text{mid}} \lesssim 10^5$, α and C_w increase almost linearly with magnetic energy of net vertical field ($\propto 1/\beta_{z,\text{mid}}$). The behaviors of α and C_w

are similar, which indicates that the mass flux of the disk winds is positively correlated with the mass accretion rate. This is reasonable because the energy source of the disk winds is the gravitational energy liberated by accretion, which is discussed in the accompanying paper (Suzuki, Muto, & Inutsuka 2010, in preparation; Paper II hereafter).

Figure 2 can be regarded as a time sequence along with disk evolution because the surface density of protoplanetary disks decreases while vertical magnetic flux is supposed to be rather kept constant. If the initial vertical magnetic field is zero or very weak ($\beta_{z,\text{mid}} \gg 10^7$), α and C_w are expected to stay almost constant even after surface density decreases considerably. For such situations, we use constant $\alpha = \alpha_{\text{fl}} = 8 \times 10^{-3}$ and $C_w = C_{w,\text{fl}} = 2 \times 10^{-5}$ (solid lines in Figure 2), which are the floor values obtained by the local simulations. For the disk wind mass flux, we use the conservative value because the actual mass flux might be moderately smaller by returning mass from higher altitudes (Paper II).

⁴ Note that the integrated vertical magnetic flux, $\int dx dy B_z$ is a strictly conserved quantity in the local shearing box simulations (Hawley, Gammiew, & Balbus 1995), though the magnetic energy of z component $\int dx dy B_z^2 / 4\pi$ does not conserve. Then, $\beta_{z,\text{mid}}$ is a good indicator of magnetic field strength not only at the initial state but at later times when the magnetic field is amplified by MRI.

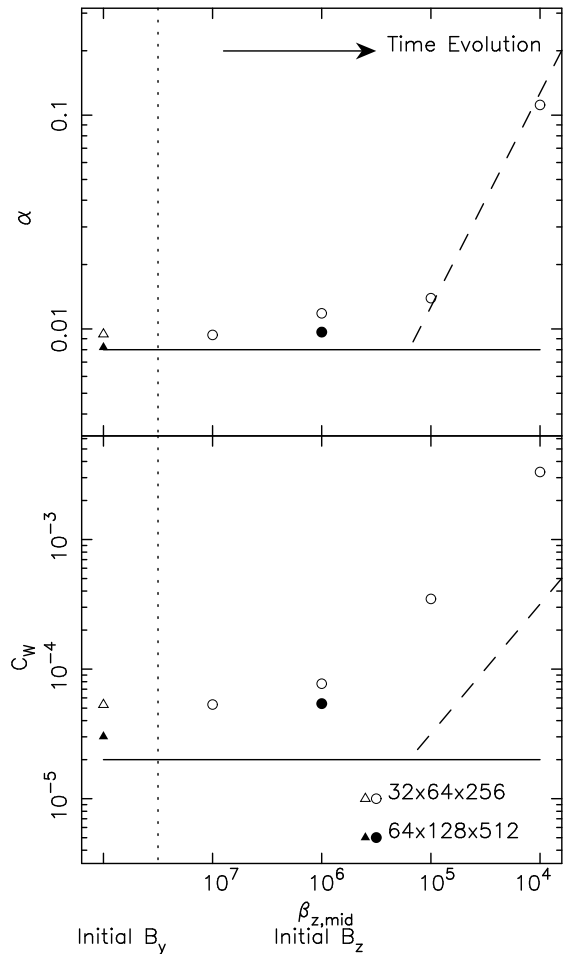


FIG. 2.— Dependences of turbulent viscosity, α , (top) and mass flux of disk winds, $C_w (= (\rho v_z)_w / (\rho_{\text{mid}} c_s))$, (bottom) on the initial plasma $\beta_{z,\text{mid}} (= 8\pi\rho_{\text{mid}}c_s^2/B_z^2)$ values for the net vertical field, B_z . The left-most grid corresponds to the initial toroidal field cases. The solid lines represent α_{fl} and $C_{w,\text{fl}}$, which we use for the global model. The dashed lines denote the linear dependence on $\beta_{z,\text{mid}}^{-1}$.

When C_w stays constant, the disk wind flux has the following scaling :

$$(\rho v_z)_w = C_w \rho_{\text{mid}} c_s \propto \Sigma r^{-3/2}, \quad (2)$$

where we assume a Keplerian rotating disk for the last proportionality. Equation (2) shows that the wind mass flux is larger for smaller r , and the dispersal of protoplanetary disks by the disk winds starts from the inner part.

If the initial vertical field is not so weak, α and C_w eventually increase when $\beta_{z,\text{mid}} \gtrsim 10^5$ (Figure 2). In order to take into account this effect we adopt the following prescription :

$$\alpha = \alpha_{\text{fl}} \times \max(1, \frac{\Sigma_{\text{up}}(r)}{\Sigma(r)}), \quad (3)$$

and

$$C_w = C_{w,\text{fl}} \times \max(1, \frac{\Sigma_{\text{up}}(r)}{\Sigma(r)}), \quad (4)$$

where Σ_{up} is the surface density at which α and C_w start to increase in Figure 2 ($\beta_{z,\text{mid}} \sim 10^5$). Σ_{up} is deter-

mined by the initial vertical magnetic flux. We model $\Sigma_{\text{up}}(r) = \delta_{\text{up}} \Sigma_{\text{init}}(r)$; α and C_w starts to increase when the surface density decreases to δ_{up} of the initial value. For simplicity, we assume a constant $\delta_{\text{up}} = 0.01$ in this paper.

Model	Disk Wind	net B_z
I	No	Weak/No
II	Yes	Weak/No
III	Yes	Strong

TABLE 1
CALCULATED MODELS.

We calculate Equation (1) for the three models summarized in Table 1. In Models II and III we take into account the disk winds; Model II adopts the constant α & C_w to model weak vertical magnetic fields and Model III prescribes Equations (3) and (4) to model relatively strong vertical fields. We assume the temperature structure of the minimum mass solar nebula (MMSN; Hayashi 1981), with $c_s = 0.99 \text{ km/s} \left(\frac{r}{1 \text{ AU}}\right)^{-1/4}$. The initial surface density profile is also adopted from the MMSN,

$$\Sigma = f_g \Sigma_0 \left(\frac{r}{1 \text{ AU}}\right)^{-3/2} \exp(-r/r_{\text{cut}}), \quad (5)$$

where $\Sigma_0 = 2400 \text{ g cm}^{-2}$ at 1 AU ($f_g = 0.7$ for the original Hayashi MMSN) and we use a cut-off radius, $r_{\text{cut}} = 50 \text{ AU}$.

3. RESULTS AND DISCUSSIONS

The top panel of Figure 3 shows the evolution of the surface density. The evolution of no wind case (black thin lines) follows the self-similar solution of $\Sigma \propto 1/r$ in the inner region with exponential cut-off in the outer region (Lynden-Bell & Pringle 1974). On the other hand, the disk wind case (blue thick and red thin lines) shows faster decrease of the surface density owing to the contribution from the disk winds in addition to the accretion. As discussed above (Equation 2), the dispersal of the gas disk takes place in an inside-out manner. The case with relatively strong vertical net magnetic flux (red lines) shows an expanding inner hole, which may explain the observed properties of transitional disks (Calvet et al. 2005; Espaillat et al. 2008; Hughes et al. 2009). This is because the surface density decreases faster in inner regions and α and C_w increase more rapidly there.

In this paper we do not take into account the effects of a dead zone which is inactive with respect to MRI because of the insufficient ionization around the midplane since we use the results of the ideal MHD simulations. In Paper II, we study the evolution of protoplanetary disks with dead zones by performing resistive MHD simulations (e.g. Turner, Sano, & Dziourkevitch 2007). Summarizing the results in Paper II we have found that the effect of dead zones is limited only at the early phase of the evolution, and the evolution after 10^6 yr is very similar to the no dead zone cases. The reason is that the mass flux of the disk winds is not so small even though the dead zone forms around the midplane because the disk winds are excited from the injection regions above the midplane (SI09) where ionizing cosmic rays and stellar X-rays can reach.

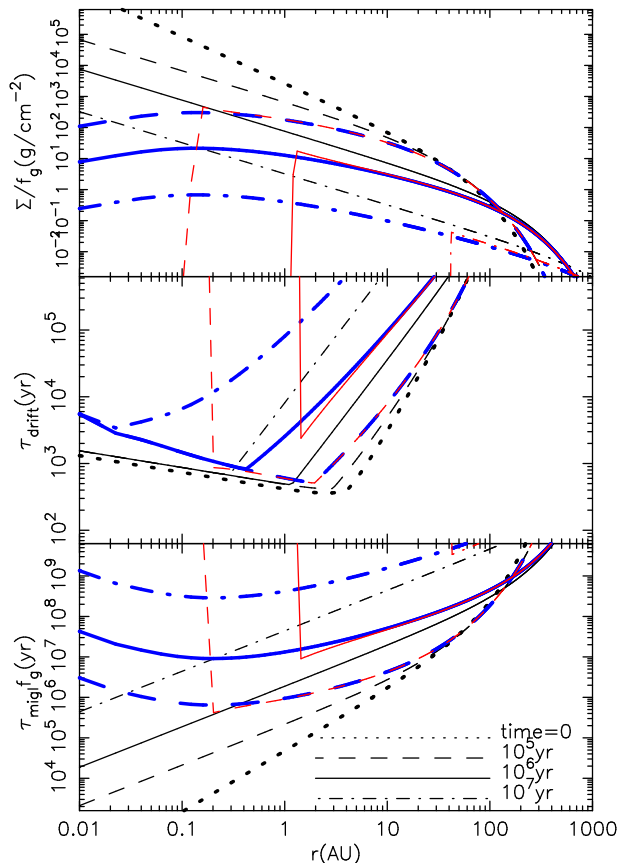


FIG. 3.— Time evolution of disk surface density, Σ , (top panel), timescale, τ_{drift} , of inward drift of a m-size boulder (middle panel), and timescale, $\tau_{\text{mig,I}}$, of type I migration of an Earth-mass planet (bottom panel). The black thin lines are the results without disk winds (Model I); the blue thick lines are the results with disk winds for weak/no vertical magnetic fields (Model II); the red thin lines the results with disk winds for relatively strong net vertical fields (Model III). The dotted lines are the initial values. The dashed, solid, and dot-dashed lines are the results at 10^5 , 10^6 , and 10^7 yrs. Note that Σ and $\tau_{\text{mig,I}}$ can be scaled by f_g . For example, the case with $f_g = 2$ gives twice larger Σ and smaller $\tau_{\text{mig,I}}$ than the case with $f_g = 1$. The results of τ_{drift} are for $f_g = 1$, because this scaling cannot be applied to τ_{drift} . The bending points of τ_{drift} correspond to the change of the regimes of drag force. The inside region corresponds to the Stokes regime, and the outside region corresponds to the Epstein regime.

The mass loss rate by the disk winds is $2 \times 10^{-9} f_g M_\odot \text{ yr}^{-1}$ at 10^6 yr . For the standard MMSN ($f_g = 1$), this is larger than the mass loss rate, $\lesssim 10^{-10} - 10^{-9} M_\odot \text{ yr}^{-1}$, predicted by the UV photoevaporation (e.g. Matsumura et al. 2003). The mass loss rate by the disk winds is correlated with the accretion rate, because the energy source of the disk winds is the gravitational energy liberated by accretion. Then, the wind mass loss rate is larger at earlier times when the accretion rate is larger; the disk wind significantly contributes to the dispersal of the gas disk from the beginning. This is a clear contrast to the UV photoevaporation mechanism, which is significant at later times after the sufficient mass dissipates by accretion (Alexander et al. 2006). The MRI-driven disk winds play an essential role in the dispersal of the gas component of protoplanetary disks, which is true even if the dead zone exists initially (Paper II).

In addition to the dynamical evaporation of protoplan-

etary gas disks, the MRI-driven disk winds affect the planet formation at various stages. At the early stage the rapid infall of boulders to a central star (Weiden-schilling 1977), which hinders the growth of solids to larger bodies by aggregation, is a severe problem. The solid component rotates with the Keplerian velocity as a result of the force balance between the gravity due to a central star and the centrifugal force. On the other hand, the gas rotates with the sub-Keplerian velocity by the contribution from the outward pressure gradient force. Then, the solid component feels the head-wind of the gas, and drifts inward. Under the typical MMSN condition, the infalling timescale of \sim meter-sized boulders is $\sim 100 - 1000$ years at 1 AU, which is too rapid to form planetesimals (\sim kilometer size) in a turbulent gas disk.

However, our calculations (Figures 3) show that the surface density is increasing with r in the inner region. The inward drift rate becomes smaller than previously discussed. The middle panel of Figure 3 compares the inward drift timescales (Weiden-schilling 1977),

$$\tau_{\text{drift}} = r \left(-\frac{1}{\Omega \rho} \frac{dp}{dr} \frac{t_s \Omega}{1 + (t_s \Omega)^2} \right)^{-1}, \quad (6)$$

where t_s is stopping time of solid material in a gas disk. Here we consider a one meter-size spherical boulder for t_s , and the pressure-gradient force ($dp/dr < 0$ for sup-Keplerian rotating gas disks) is estimated at the mid-planes of the disks. As expected, τ_{drift} becomes longer when the disk wind is taken into account, which is more favorable for the formation of planetesimals. Johansen et al. (2007) proposed that streaming instability triggers the formation of planetesimals when the dust-to-gas ratio increases to an order of unity. The disk winds disperse the gas component selectively and raise the dust-to-gas ratio in an inside-out manner, which activates streaming instability from inner regions.

After the formation of planets, the gas component in a disk also plays a role in the evolution of the planetary system. A lower-mass planet (typically $\lesssim 5 M_\oplus$; M_\oplus is the Earth mass), which cannot create a gap in a gas disk, resonantly interacts with the gas component of a disk through gravitational torque (Ward 1997). As a result planets generally migrate inward with timescale (Tanaka, Takeuchi, & Ward 2002),

$$\tau_{\text{mig,I}}(r) \approx 5 \times 10^4 \text{ yr} \left(\frac{4.35}{2.7 + 1.1s} \right) \left(\frac{\Sigma(r)}{\Sigma_0} \right)^{-1} \left(\frac{M}{M_\oplus} \right)^{-1} \quad (7)$$

where s is the local gradient of $\Sigma \propto r^{-s}$, M is planet mass, and we assume the MMSN around a central star with the solar mass. This equation indicates that the migration is faster in a more massive (larger Σ) gas disk because of the larger torque on a planet. In typical situations, $\tau_{\text{mig,I}}$ is shorter than the lifetime of protoplanetary gas disks; newly formed terrestrial planets and cores of gas-giant planets quickly fall into a central star.

However, we have shown that the density in the inner regions quickly decreases by the disk winds, and the gradient of the surface density becomes positive in the inner region. Consequently, $\tau_{\text{mig,I}}$ becomes considerably longer than previously considered. The bottom panel of Figure 3 shows $\tau_{\text{mig,I}}$ for an Earth-mass planet around a

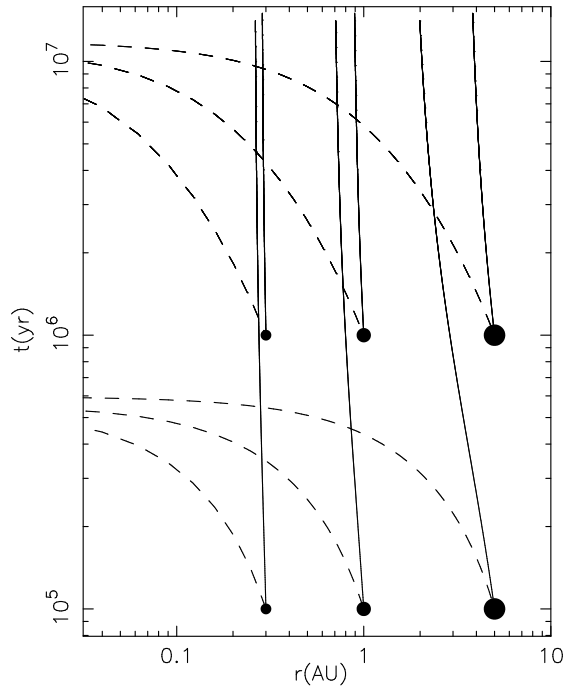


FIG. 4.— Orbital evolution of planets by type I migration. The horizontal axis shows radial distance and the vertical axis shows time elapsed from the starting point of the disk calculation. The solid lines are the results with disk winds (Model II) and the dashed lines are the results without disk wind (Model I). The circles indicate the initial locations of newly formed planets : At $t = 10^5$ yr and 10^6 yr we put planets with $0.3M_{\oplus}$ at 0.3 AU, planets with $1M_{\oplus}$ at 1 AU, and planets with $5M_{\oplus}$ at 5 AU.

solar-mass star at different times. The figure illustrates that the disk winds greatly suppress the migration in the inner region.

In Figure 4 we calculate the migration of planets with the evolution of the protoplanetary disks by using migration speed, $r/\tau_{\text{mig,I}}$. In the no disk wind case all the planets infall to a central star. On the other hand, in the disk wind case the migration is slow and all the planets survive. When the disk winds are considered, the type I migration becomes unimportant especially at later times, $t \gtrsim 10^5 - 10^6$ yr, under the typical MMSN condition.

In this paper we have applied the results of the local simulations to the global model. We use the mass flux of the disk winds at the upper and lower boundaries, $z = \pm 4H$, of the simulation box. Since the wind velocities at the boundaries are still smaller than the escape speed from a central star, we should carefully examine whether the disk winds really escape from the disks. In Paper II we extensively discuss the escape of the disk winds firstly from the energetics of the liberated gravitational energy by accretion and secondly by using the local simulations with larger vertical simulation boxes. The energetics consideration shows that the gravitational energy released by the accretion is sufficient for the escape of the disk winds except in the very inner region, < 1 AU. In the simulations with larger vertical box sizes, the disk winds are continuously accelerated with height. The wind mass flux becomes moderately smaller but is bounded by the floor value, C_w . We can conclude that the wind mass flux, $C_w = 2 \times 10^{-5}$, adopted in this paper gives a reasonable estimate.

This work was supported in part by Grants-in-Aid for Scientific Research from the MEXT of Japan (TKS: 19015004 and 20740100, SI: 15740118, 16077202, and 18540238), and Inamori Foundation (TKS). Numerical computations were in part performed on Cray XT4 at Center for Computational Astrophysics, CfCA, of National Astronomical Observatory of Japan.

REFERENCES

- Alexander, R. D., Clarke, C. J., Pringle, J. E. 2006, MNRAS, 369, 229
 Balbus, S. A. & Hawley, J. F. 1991, ApJ, 376, 214
 Bary, J. S., Leisenring, M., & Skruskie, M. F. 2009, ApJ, in press (arxiv:0910.3454)
 Calvet, N. et al. 2005, ApJ, 630, L185
 Chiang, E. & Murray-Clay, R., 2007, Nature Phys., 3, 604
 Espaillat, C. et al. 2008, ApJ, 689, L145
 Haisch, K. E., Jr., Lada, E. A., & Lada, C. A. 2001, ApJ553, L153
 Hayashi, C. Prog. Theoretical Phys. Supp., 70, 35
 Hawley, J. F., Gammie, C. F., & Balbus, S. A. 1995, ApJ, 440, 742 -
 Hughes, A. M. et al. 2009, ApJ698, 131
 Ida, S., & Lin, D. N. C. 2004, ApJ, 604, 388
 Johansen, A., Oishi, J. S., Low, M.-M. M., Klahr, H., Henning, T., & Youdin, A. 2007, Nature, 448, 1022
 Lynden-Dell, D. & Pringle, J. E. 1974, MNRAS, 168, 603
 Matsuyama, I., Johnstone, D., & Hartmann, L. ApJ, 582, 893
 Muzerolle, J. et al. 2009, ApJ, 704, L15
 Sano, T., Inutsuka, S., Turner, N. J., & Stone, J. M. 2004, ApJ, 605, 321
 Shakura, N. I. & Sunyaev, R. A. 1973, A&A, 24, 337
 Shu, F. H., Johnstone, D., & Hollenbach, D. 1992, Icarus, 106, 92
 Suzuki, T. K. & Inutsuka, S. 2009, ApJ, 691, L49
 Tanaka, H., Takeuchi, T. & Ward, W. R. 2002, ApJ, 565, 1257
 Takeuchi, T., Clarke, C. J., & Lin, D. N. C. 2005, ApJ, 627, 286
 Turner, N. J., Sano, T., & Dziourkevitch, N. 2007, ApJ, 659, 729
 Ward, W. R. 1977, ICARUS, 126, 261
 Weidenschilling, S. J. 1977, MNRAS, 180, 57