

# Innovative methods of correlation and orbit determination for space debris

Davide Farnocchia · Giacomo Tommei ·  
Andrea Milani · Alessandro Rossi

Received: date / Accepted: date

**Abstract** We propose two algorithms to provide a full preliminary orbit of an Earth-orbiting object with a number of observations lower than the classical methods, such as those by Laplace and Gauss. The first one is the Virtual debris algorithm, based upon the admissible region, that is the set of the unknown quantities corresponding to possible orbits for objects in Earth orbit (as opposed to both interplanetary orbits and ballistic ones). A similar method has already been successfully used in recent years for the asteroidal case. The second algorithm uses the integrals of the geocentric 2-body motion, which must have the same values at the times of the different observations for a common orbit to exist. We also discuss how to account for the perturbations of the 2-body motion, e.g., the  $J_2$  effect.

**Keywords** Space debris · Orbit determination · Admissible region · Keplerian integrals

## 1 Introduction

The near-Earth space, filled by more than 300000 artificial debris particles with diameter larger than 1 cm, can be divided into three main regions: the Low Earth Orbit (LEO), below about 2000 km, the Medium Earth Orbit (MEO), above 2000 km and below 36000 km, and the Geosynchronous Earth Orbit (GEO) at about 36000 km of altitude. Currently the orbits of more than 12000 objects larger than about 10 cm are listed in the so called Two Line Elements (TLE) catalogue. To produce and maintain

---

D. Farnocchia, G. Tommei, A. Milani  
Department of Mathematics, University of Pisa, Largo Bruno Pontecorvo 5, 56127 Pisa, Italy  
E-mail: farnocchia@mail.dm.unipi.it

G. Tommei  
E-mail: tommei@dm.unipi.it

A. Milani  
E-mail: milani@dm.unipi.it

A. Rossi  
ISTI/CNR, Via Moruzzi 1, 56124 Pisa, Italy  
E-mail: alessandro.rossi@isti.cnr.it

such a catalogue a large number of optical and radar observations are routinely performed by the United States Space Surveillance Network. Nowadays also Europe has launched its Space Situational Awareness (SSA) initiative aimed to increase the knowledge of the circumterrestrial environment. In this context the availability of efficient methods and algorithms for accurate orbit determination is extremely important.

Given two or more sets of observations, the main problem is how to identify which separate sets of data belong to the same physical object (the so-called *correlation* problem). Thus the orbit determination problem needs to be solved in two stages: first different sets of observations need to be correlated, then an orbit can be determined; this combined procedure is called *linkage* in the literature [Milani 1999].

In this paper we describe two different linkage methods, for both optical and radar data. By using the attributable vector (Sec. 2) we summarize the information contained in either optical or radar data. In Sec. 3 we describe the admissible region and the Virtual debris algorithm [Tommei et al. 2007] and we propose a general scheme to classify observed objects. Sec. 4 deals with the Keplerian integrals method, first introduced by [Gronchi et al. 2009] for the problem of asteroid orbit determination. Furthermore, the inclusion of the effect due to the non-spherical shape of the Earth is discussed. Finally, in Sec. 5, a sketch of the general procedure for the full process of correlation of different observations is outlined.

## 2 Observations and attributable

Objects in LEO are mostly observed by radar while for MEOs and GEOs optical sensors are used. In both cases, the batches of observations which can be immediately assigned to a single object give us a set of data that can be summarized in an attributable, that is a 4-dimensional vector. To compute a full orbit, formed by 6 parameters, we need to know 2 further quantities.

Thus the question is the identification problem, also called correlation in the debris context: given 2 attributable at different times, can they belong to the same orbiting object? And if this is the case, can we find an orbit fitting both data sets?

Let  $(\rho, \alpha, \delta) \in \mathbb{R}^+ \times [0, 2\pi) \times (-\pi/2, \pi/2)$  be spherical coordinates for the topocentric position of an Earth satellite. The angular coordinates  $(\alpha, \delta)$  are defined by a topocentric reference system that can be arbitrarily selected. Usually, in the applications,  $\alpha$  is the right ascension and  $\delta$  the declination with respect to an equatorial reference system (e.g., J2000). The values of range  $\rho$  and range rate  $\dot{\rho}$  are not measured.

We shall call **optical attributable** a vector

$$\mathcal{A}_{opt} = (\alpha, \delta, \dot{\alpha}, \dot{\delta}) \in [0, 2\pi) \times (\pi/2, \pi/2) \times \mathbb{R}^2,$$

representing the angular position and velocity of the body at a time  $t$  in the selected reference frame.

Active artificial satellites and space debris can also be observed by radar: because of the  $1/\rho^4$  dependence of the signal to noise for radar observations, range and range-rate are currently measured only for debris in LEO. When a return signal is acquired, the antenna pointing angles are also available. Given the capability of modern radars to scan very rapidly the entire visible sky, radar can be used to discover all the debris above a minimum size while they are visible from an antenna, or a system of antennas.

When a radar observation is performed we assume that the measured quantities (all with their own uncertainty) are the range, the range rate, and also the antenna pointing

direction, that is the debris apparent position on the celestial sphere, expressed by two angular coordinates such as right ascension  $\alpha$  and declination  $\delta$ . The time derivatives of these angular coordinates,  $\dot{\alpha}$  and  $\dot{\delta}$ , are not measured.

We define **radar attributable** a vector

$$\mathcal{A}_{rad} = (\alpha, \delta, \rho, \dot{\rho}) \in [-\pi, \pi) \times (-\pi/2, \pi/2) \times \mathbb{R}^+ \times \mathbb{R},$$

containing the information from a radar observation, at the receive time  $t$ .

To define an orbit given the attributable  $\mathcal{A}$  we need to find the values of two unknowns quantities (e.g.,  $\rho$  and  $\dot{\rho}$  in the optical case,  $\dot{\alpha}$  and  $\dot{\delta}$  in the radar case), that, together with the attributable, give us a set of **attributable orbital elements**:

$$X = [\alpha, \delta, \dot{\alpha}, \dot{\delta}, \rho, \dot{\rho}]$$

at a time  $\bar{t}$ , computed from  $t$  taking into account the light-time correction:  $\bar{t} = t - \rho/c$ . The Cartesian geocentric position and velocity  $(\mathbf{r}, \dot{\mathbf{r}})$  can be obtained, given the observer geocentric position  $\mathbf{q}$  at time  $t$ , by using the unit vector  $\hat{\rho} = (\cos \alpha \cos \delta, \sin \alpha \cos \delta, \sin \delta)$  in the direction of the observation:

$$\mathbf{r} = \mathbf{q} + \rho \hat{\rho} \quad , \quad \dot{\mathbf{r}} = \dot{\mathbf{q}} + \dot{\rho} \hat{\rho} + \rho \frac{d\hat{\rho}}{dt} \quad , \quad \frac{d\hat{\rho}}{dt} = \dot{\alpha} \hat{\rho}_\alpha + \dot{\delta} \hat{\rho}_\delta \quad ,$$

$$\hat{\rho}_\alpha = (-\sin \alpha \cos \delta, \cos \alpha \cos \delta, 0) \quad , \quad \hat{\rho}_\delta = (-\cos \alpha \sin \delta, -\sin \alpha \sin \delta, \cos \delta) \quad .$$

### 3 Admissible region theory

Starting from an attributable, we would like to extract sufficient information from it in order to compute preliminary orbits: we shall use the admissible region tool, as described in [Tommei et al. 2007]. For easy of reading we recall here the basic steps of the theory.

The admissible region replaces the conventional confidence region as defined in the classical orbit determination procedure. The main requirement is that the geocentric energy of the object is negative, that is the object is a satellite of the Earth.

#### 3.1 Optical admissible region

Given the geocentric position  $\mathbf{r}$  of the debris, the geocentric position  $\mathbf{q}$  of the observer, and the topocentric position  $\boldsymbol{\rho}$  of the debris we have  $\mathbf{r} = \boldsymbol{\rho} + \mathbf{q}$ . The energy (per unit of mass) is given by

$$\mathcal{E}(\rho, \dot{\rho}) = \frac{1}{2} \|\dot{\mathbf{r}}(\rho, \dot{\rho})\|^2 - \frac{\mu}{\|\mathbf{r}(\rho)\|} \quad ,$$

where  $\mu$  is the Earth gravitational parameter. Then a definition of admissible region such that only satellites of the Earth are allowed includes the condition

$$\mathcal{E}(\rho, \dot{\rho}) \leq 0 \tag{1}$$

that could be rewritten as

$$2\mathcal{E}(\rho, \dot{\rho}) = \dot{\rho}^2 + c_1 \dot{\rho} + T(\rho) - \frac{2\mu}{\sqrt{S(\rho)}} \leq 0 \quad ,$$

$$T(\rho) = c_2\rho^2 + c_3\rho + c_4 \quad , \quad S(\rho) = \rho^2 + c_5\rho + c_0$$

and coefficients  $c_i$  depending on the attributable [Tommei et al. 2007]:

$$\begin{aligned} c_0 &= \|\mathbf{q}\|^2, & c_1 &= 2\dot{\mathbf{q}} \cdot \hat{\boldsymbol{\rho}}, & c_2 &= \dot{\alpha}^2 \cos^2 \delta + \dot{\delta}^2 = \eta^2, \\ c_3 &= 2(\dot{\alpha}\dot{\mathbf{q}} \cdot \hat{\boldsymbol{\rho}}_\alpha + \dot{\delta}\dot{\mathbf{q}} \cdot \hat{\boldsymbol{\rho}}_\delta), & c_4 &= \|\dot{\mathbf{q}}\|^2, & c_5 &= 2\mathbf{q} \cdot \hat{\boldsymbol{\rho}}, \end{aligned}$$

where  $\eta$  is the *proper motion*. In order to obtain real solutions for  $\dot{\rho}$  the discriminant of  $2\mathcal{E}$  (polynomial of degree 2 in  $\dot{\rho}$ ) must be non-negative:

$$\Delta = \frac{c_1^2}{4} - T(\rho) + \frac{2\mu}{\sqrt{S(\rho)}} \geq 0.$$

This observation results in the following condition on  $\rho$ :

$$\frac{2\mu}{\sqrt{S(\rho)}} \geq Q(\rho) = c_2\rho^2 + c_3\rho + \gamma \quad , \quad \gamma = c_4 - \frac{c_1^2}{4}. \quad (2)$$

Condition (2) can be seen as an inequality involving a polynomial  $V(\rho)$  of degree 6:

$$V(\rho) = Q^2(\rho)S(\rho) \leq 4\mu^2.$$

Studying the polynomial  $V(\rho)$  and its roots, as done by [Milani et al. 2004], the conclusion is that the region of  $(\rho, \dot{\rho})$  such that condition (1) is satisfied can admit more than one connected component, but it has at most two. In any case, in a large number of numerical experiments with objects in Earth orbit, we have not found examples with two connected components.

The admissible region needs to be compact in order to have the possibility to sample it with a finite number of points, thus a condition defining an inner boundary needs to be added. The choice for the inner boundary depends upon the specific orbit determination task: a simple method is to add constraints  $\rho_{min} \leq \rho \leq \rho_{max}$  allowing, e.g., to focus the search of identifications to one of the three classes LEO, MEO and GEO. Another natural choice for the inner boundary is to take  $\rho \geq h_{atm}$  where  $h_{atm}$  is the thickness of a portion of the Earth atmosphere in which a satellite cannot remain in orbit for a significant time span. As an alternative, it is possible to constrain the semimajor axis to be larger than  $R_\oplus + h_{atm} = r_{min}$ , and this leads to the inequality

$$\mathcal{E}(\rho, \dot{\rho}) \geq -\frac{\mu}{2r_{min}} = \mathcal{E}_{min} \quad , \quad (3)$$

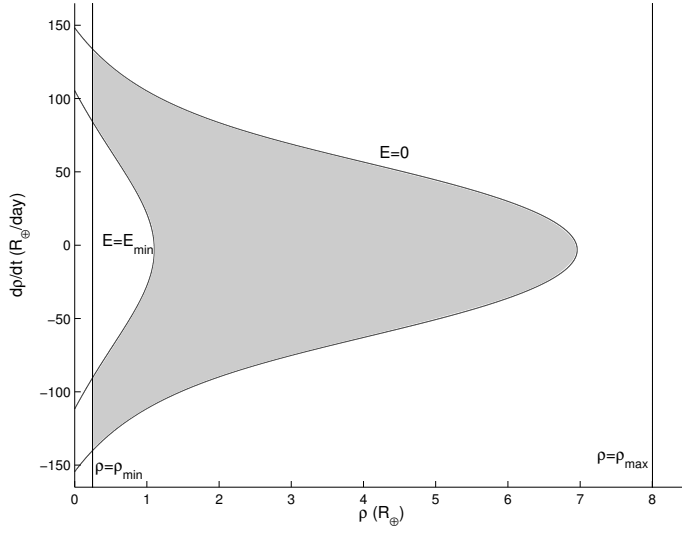
which defines another degree six inequality with the same coefficients but for a different constant term. The qualitative structure of the admissible region is shown in Fig. 1.

Another possible way to find an inner boundary is to exclude trajectories impacting the Earth in less than one revolution, that is to use an inequality on the perigee  $r_P$ , already proposed in [Maruskin et al. 2009]:

$$r_P = a(1 - e) \geq r_{min}. \quad (4)$$

Note that this condition naturally implies (3) and  $\rho \geq h_{atm}$ . To analytically develop the inequality (4) we use the 2-body formulae involving the angular momentum:

$$\mathbf{c}(\rho, \dot{\rho}) = \mathbf{r} \times \dot{\mathbf{r}} = \mathbf{D}\dot{\rho} + \mathbf{E}\rho^2 + \mathbf{F}\rho + \mathbf{G} \quad (5)$$



**Fig. 1** An example of admissible region, optical case, in the  $(\rho, \dot{\rho})$  plane. The region (painted in grey) is bounded by two level curves of the energy, ( $E = E_{min}$ ) and ( $E = 0$ ), and by the two conditions on the topocentric distance ( $\rho = \rho_{min}$  and  $\rho = \rho_{max}$ ).

$$\begin{aligned} \mathbf{D} &= \mathbf{q} \times \hat{\boldsymbol{\rho}}, & \mathbf{E} &= \hat{\boldsymbol{\rho}} \times (\dot{\alpha}\hat{\boldsymbol{\rho}}_\alpha + \dot{\delta}\hat{\boldsymbol{\rho}}_\delta), \\ \mathbf{F} &= \hat{\mathbf{q}} \times (\dot{\alpha}\hat{\boldsymbol{\rho}}_\alpha + \dot{\delta}\hat{\boldsymbol{\rho}}_\delta) + \dot{\mathbf{q}} \times \hat{\boldsymbol{\rho}}, & \mathbf{G} &= \mathbf{q} \times \dot{\mathbf{q}} \end{aligned}$$

and substituting in (4) we obtain:

$$\sqrt{1 + \frac{2\mathcal{E}\|\mathbf{c}\|^2}{\mu^2}} \leq 1 + \frac{2\mathcal{E}r_{min}}{\mu}. \quad (6)$$

Since the left hand side is  $e \geq 0$ , we need to impose  $1 + 2\mathcal{E}r_{min}/\mu \geq 0$ : this is again  $a \geq r_{min}$ . By squaring (6) we obtain:

$$\|\mathbf{c}\|^2 \geq 2r_{min}(\mu + \mathcal{E}r_{min}).$$

The above condition is an algebraic inequality in the variables  $(\rho, \dot{\rho})$ :

$$(r_{min}^2 - \|\mathbf{D}\|^2)\dot{\rho}^2 - P(\rho)\dot{\rho} - U(\rho) + r_{min}^2 T(\rho) - \frac{2r_{min}^2 \mu}{\sqrt{S(\rho)}} \leq 0, \quad (7)$$

$$\begin{aligned} P(\rho) &= 2\mathbf{D} \cdot \mathbf{E}\rho^2 + 2\mathbf{D} \cdot \mathbf{F}\rho + 2\mathbf{D} \cdot \mathbf{G} - r_{min}^2 c_1, \\ U(\rho) &= \|\mathbf{E}\|^2 \rho^4 + 2\mathbf{E} \cdot \mathbf{F}\rho^3 + (2\mathbf{E} \cdot \mathbf{G} + \|\mathbf{F}\|^2)\rho^2 + 2\mathbf{F} \cdot \mathbf{G}\rho + \|\mathbf{G}\|^2 - 2r_{min}\mu. \end{aligned}$$

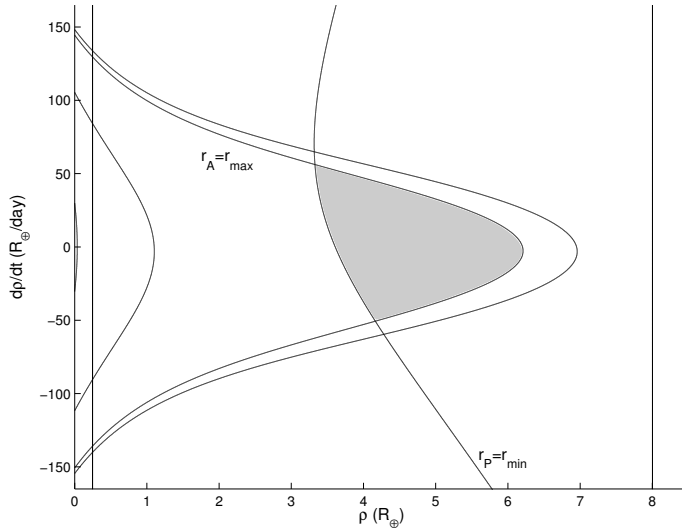
The coefficient of  $\dot{\rho}^2$  is positive, thus to obtain real solutions for  $\dot{\rho}$  the discriminant of (7) must be non negative:

$$\Delta_P = P^2(\rho) + 4(r_{min}^2 - \|\mathbf{D}\|^2) \left( U(\rho) + r_{min}^2 T(\rho) + \frac{2r_{min}^2 \mu}{\sqrt{S(\rho)}} \right) \geq 0.$$

This condition is equivalent to the following:

$$\frac{2\mu}{\sqrt{S(\rho)}} \geq W(\rho) = -\frac{4(r_{min}^2 - \|\mathbf{D}\|^2)(U(\rho) + r_{min}^2 T(\rho)) + P^2(\rho)}{4r_{min}^2(r_{min}^2 - \|\mathbf{D}\|^2)}. \quad (8)$$

Note that the inequality (8) is similar to (2). However, in this case, the function in the right hand side is much more complicated, and there is no easy way to use the condition (4) to explicitly describe the boundary of the admissible region; e.g., we do not have a rigorous bound on the number of connected components. This condition (4) will be used only *a posteriori* as a filter (Sec. 3.3).



**Fig. 2** The same example of Fig. 1, with the two further conditions on the pericenter ( $r_P \geq r_{min}$ ) and the apocenter ( $r_A \leq r_{max}$ ) distances.

Fig. 2 shows also this inner boundary; note that the boundaries of the regions defined by (3) and by  $\rho \geq h_{atm}$  are also plotted in the figure, but these constraints are not necessary. We have also plotted an alternative outer boundary constraining the apocenter  $r_A$  at some large value  $r_{max}$ :

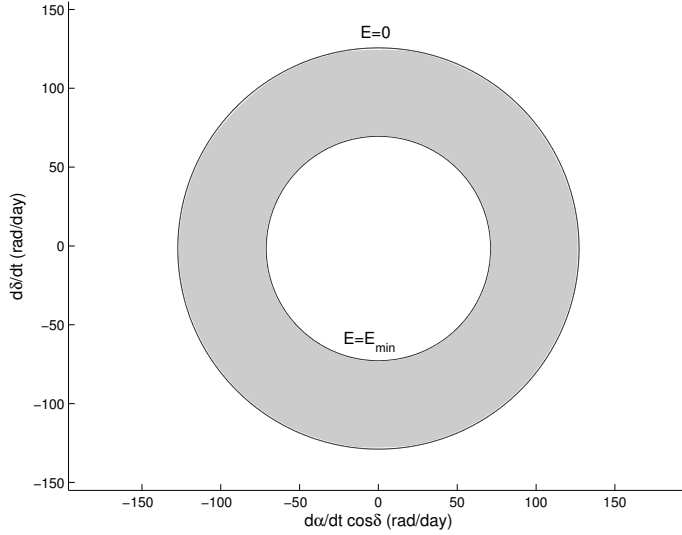
$$\begin{cases} \mathcal{E} \leq -\frac{\mu}{2r_{max}} \\ \|\mathbf{c}\|^2 \geq 2r_{max}(\mu + \mathcal{E}r_{max}) \end{cases} ;$$

this outer boundary can be used in the same way, as an *a posteriori* filter.

### 3.2 Radar admissible region

Given a radar attributable  $\mathcal{A}_{rad}$ , we define as radar admissible region for a space debris the set of values of  $(\dot{\alpha}, \dot{\delta})$  such that

$$\mathcal{E}(\alpha, \delta) = z_1 \dot{\alpha}^2 + z_2 \dot{\delta}^2 + z_3 \dot{\alpha} + z_4 \dot{\delta} + z_5 \leq 0, \quad (9)$$



**Fig. 3** An example of admissible region, radar case, in the  $(\dot{\alpha} \cos \delta, \dot{\delta})$  plane. The region (painted in grey) is the circular annulus bounded by the two level curves of the energy ( $E = E_{min}$ ) and ( $E = 0$ ).

where  $z_{ij}$  depend on the attributable [Tommei et al. 2007]:

$$\begin{aligned} z_1 &= \rho^2 \cos^2 \delta, & z_2 &= \rho^2, & z_3 &= \rho \dot{\mathbf{q}} \cdot \hat{\boldsymbol{\rho}}_\alpha / 2, \\ z_4 &= \rho \dot{\mathbf{q}} \cdot \hat{\boldsymbol{\rho}}_\delta / 2, & z_5 &= \dot{\rho}^2 + c_1 \dot{\rho} + c_4 - \frac{2\mu}{\sqrt{S(\rho)}}. \end{aligned}$$

The boundary of the admissible region is then given by  $\mathcal{E}(\dot{\alpha}, \dot{\delta}) = 0$  and this equation represents an ellipse with its axes aligned with the coordinate axes in the  $(\dot{\alpha}, \dot{\delta})$  plane. Actually, in a plane  $(\dot{\alpha} \cos \delta, \dot{\delta})$ , with the axes rescaled according to the metric of the tangent plane to the celestial sphere, the curves  $\mathcal{E}(\dot{\alpha}, \dot{\delta}) = \text{constant}$  are circles.

The region defined by negative geocentric energy, the inside of a circle, is a compact set, and the problem of defining an inner boundary is much less important than in the optical attributable case. Anyway, it is possible to define an inner boundary by constraining the semimajor axis  $a > r_{min}$ , that is by eq. (3), resulting in a concentric inner circle, thus in an admissible region forming a circular annulus (see Fig. 3).

It is also possible to exclude the ballistic trajectories by imposing the condition (4) in which  $\dot{\alpha}, \dot{\delta}$  are to be considered as variables. The angular momentum is given by

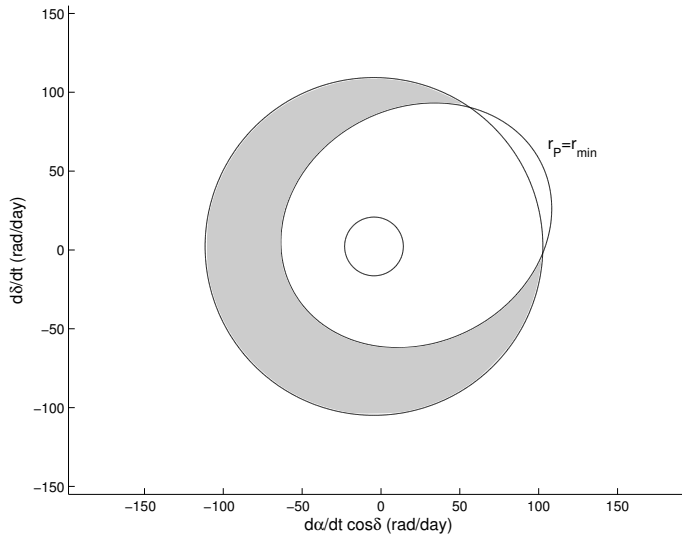
$$\mathbf{c} = \mathbf{r} \times \dot{\mathbf{r}} = \mathbf{A} \dot{\alpha} + \mathbf{B} \dot{\delta} + \mathbf{C}, \quad (10)$$

$$\mathbf{A} = \rho \mathbf{r} \times \hat{\boldsymbol{\rho}}_\alpha, \quad \mathbf{B} = \rho \mathbf{r} \times \hat{\boldsymbol{\rho}}_\delta, \quad \mathbf{C} = \mathbf{r} \times \dot{\mathbf{q}} + \dot{\rho} \mathbf{q} \times \hat{\boldsymbol{\rho}}.$$

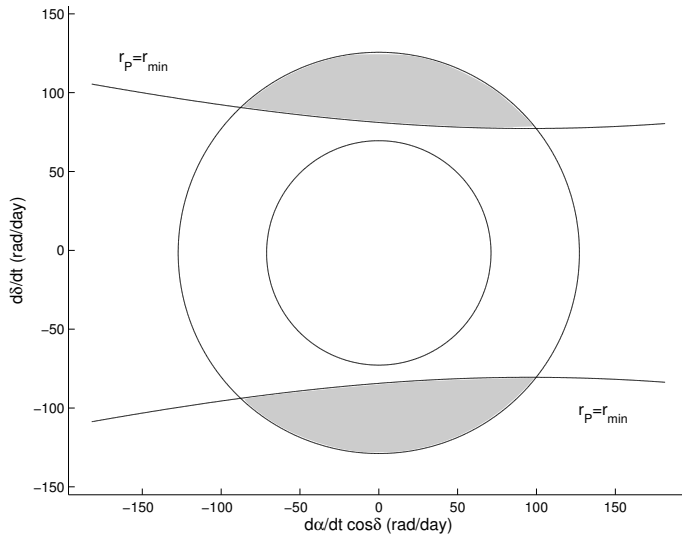
The condition on the pericenter is expressed by a polynomial inequality of degree 2:

$$w_1 \dot{\alpha}^2 + w_2 \dot{\alpha} \dot{\delta} + w_3 \dot{\delta}^2 + w_4 \dot{\alpha} + w_5 \dot{\delta} + w_6 \geq 0,$$

$$\begin{aligned} w_1 &= \|\mathbf{A}\|^2 - 2r_{min}^2 z_1, & w_3 &= \|\mathbf{B}\|^2 - 2r_{min}^2 z_2, & w_5 &= 2(\mathbf{B} \cdot \mathbf{C} - r_{min}^2 z_4), \\ w_2 &= 2\mathbf{A} \cdot \mathbf{B}, & w_4 &= 2(\mathbf{A} \cdot \mathbf{C} - r_{min}^2 z_3), & w_6 &= \|\mathbf{C}\|^2 - 2r_{min}(r_{min} z_5 + \mu). \end{aligned}$$



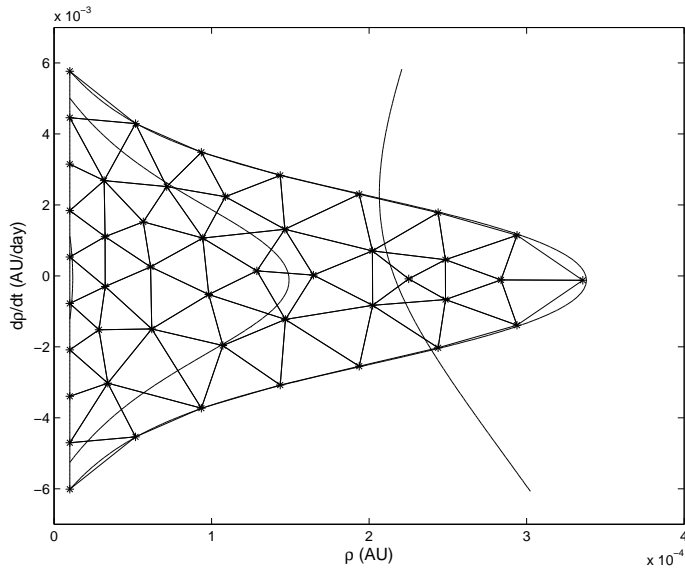
**Fig. 4** An example of admissible region, with the further condition on the pericenter distance ( $r_P \geq r_{min}$ ), bounded by an ellipse.



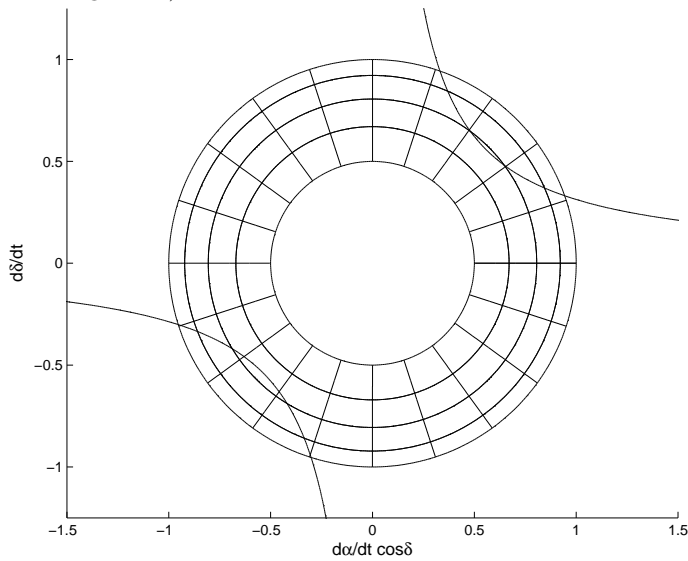
**Fig. 5** An example of admissible region, with the further condition on the pericenter distance ( $r_P \geq r_{min}$ ), bounded by a hyperbola.

Thus the admissible region can be geometrically described as a region bounded by three conics: the first two are concentric circles, the third one can be either an ellipse or an hyperbola (depending on the sign of  $w_1 w_3 - w_2^2/4$ ), with a different center and different symmetry axes. Fig. 4 and 5 show the possible qualitatively different cases.





**Fig. 6** An example of admissible region, defined by imposing negative geocentric energy, for an optical attributable, with the Delaunay triangulation. The nodes of the triangulation corresponding to the ballistic trajectories (on the left of the curve cutting the outer part of the triangulation) can be discarded.



**Fig. 7** An example of admissible region, defined by imposing  $\mathcal{E}_{min} \leq \mathcal{E} \leq 0$ , for a radar attributable, with the cobweb sampling. The nodes of the cobweb corresponding to the ballistic trajectories (between the two branches of the hyperbola) can be discarded.

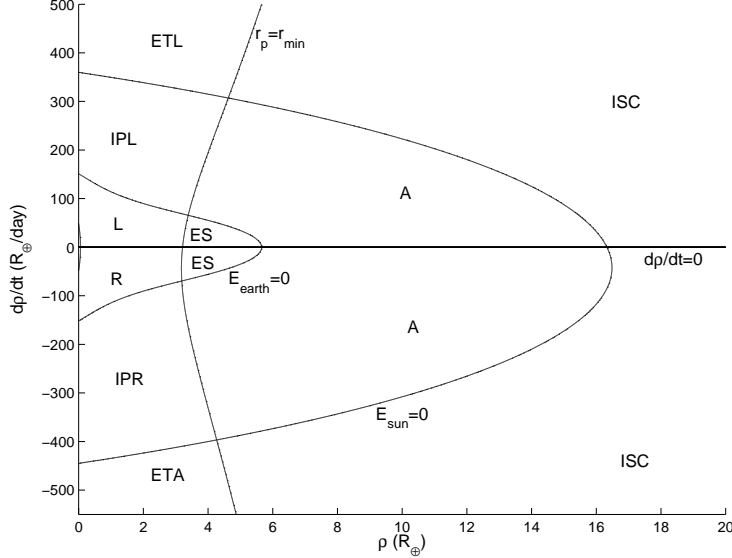
### 3.3 Virtual debris algorithm

The admissible region can be used to generate a swarm of virtual debris: we sample it using the Delaunay triangulation [Milani et al. 2004] for the optical case and the cobweb [Tommei et al. 2007] for the radar case, as shown in Fig. 6 and 7. The condition on the pericenter is not used at this step, because we could lose some important geometrical properties: this condition is used as filter, the nodes with a low pericenter are discarded.

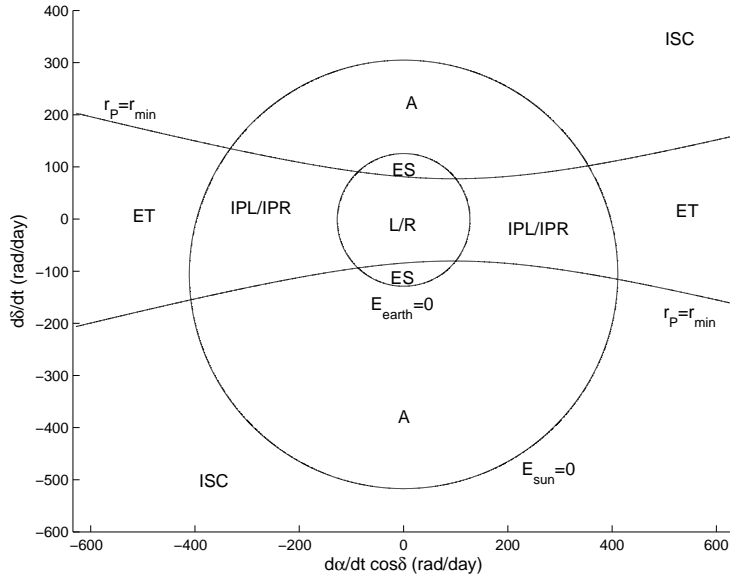
The idea is to generate a swarm of virtual debris  $X_i$ , corresponding to the nodes of the admissible region of one of the two attributables, let us say  $\mathcal{A}_1$ . Then we compute, from each of the  $X_i$ , a prediction  $\mathcal{A}_i$  for the epoch  $t_2$ , each with its covariance matrix  $\Gamma_{\mathcal{A}_i}$ . Thus for each virtual debris  $X_i$  we can compute an attribution penalty  $K_4^i$  [Milani and Gronchi 2009] and use the values as a criterion to select some of the virtual debris to proceed to the orbit computation.

Thus the procedure is as follows: we select some maximum value  $K_{max}$  for the attribution penalty and if there are some nodes such that  $K_4^i \leq K_{max}$  we proceed to the correlation confirmation. If this is not the case, we can try with another method, such as the one described in Sec. 4.

### 3.4 Universal classification of objects



**Fig. 8** Partitioning of the  $(\rho, \dot{\rho})$  half plane  $\rho > 0$  in regions corresponding to different populations, for an optical attributable with proper motion  $\eta = 10.1980$ . The labels mean: L Launch, R Reentry, ES Earth Satellite, A Asteroid, ISC Interstellar Comet, ETA ET Arriving, ETL ET Leaving, IPR Interplanetary Reentry, IPL Interplanetary Launch. rad/day.



**Fig. 9** Partitioning of the  $(\dot{\alpha} \cos \delta, \dot{\delta})$  plane in regions corresponding to different populations, for a radar attributable with  $\rho = 1 R_{\oplus}$ . The labels mean: L/R Launch or Reentry, ES Earth Satellite, A Asteroid, ISC Interstellar Comet, ET interstellar launch/reentry, IPL/IPR Interplanetary Launch or Reentry.

The method of the admissible region is also useful to provide insight on the relationship between the different populations, in particular how they can mix in the observations. For a given optical attributable, supposedly computed from a short arc of optical observations, the Fig. 8 shows the region in the  $(\rho, \dot{\rho})$  half-plane  $\rho > 0$  where Earth satellites (ES) can be, but also where ballistic trajectories (either launches L or reentries R) can be, and where an asteroid serendipitously found in the same observations would be. Other more exotic populations, which are very unlikely, also have their region in the half plane: e.g., there are regions for direct departure/arrival to the Earth from interstellar space, which we have labeled as ET trajectories.

The same “universal” figure can be generated from a given radar attributable (Fig 9). In this case the regions corresponding to different populations partition the plane  $(\dot{\alpha} \cos \delta, \dot{\delta})$ . The curve  $\mathcal{E}_{sun} = 0$ , for the heliocentric energy, has been computed with formulas very similar to the ones for the geocentric energy.

#### 4 Keplerian integrals method

We shall describe a method proposed for the asteroid case in [Gronchi et al. 2009] and based on the two-body integrals, to produce preliminary orbits starting from two attributables  $\mathcal{A}_1, \mathcal{A}_2$  of the same object at two epochs  $t_1, t_2$ . We assume that the orbit between  $t_1$  and  $t_2$  is well approximated by a Keplerian 2-body orbit, with constant energy  $\mathcal{E}$  and angular momentum vector  $\mathbf{c}$ :

$$\begin{cases} \mathcal{E}(t_1) - \mathcal{E}(t_2) = 0 \\ \mathbf{c}(t_1) - \mathbf{c}(t_2) = 0 \end{cases} \quad (11)$$

#### 4.1 Optical case

Using (5) and by scalar product between with the first equation of (11) and  $\mathbf{D}_1 \times \mathbf{D}_2$  we obtain the scalar equation of degree 2:

$$(\mathbf{D}_1 \times \mathbf{D}_2) \cdot (\mathbf{c}_1 - \mathbf{c}_2) = q(\rho_1, \rho_2) = 0.$$

Geometrically, this equation defines a conic section in the  $(\rho_1, \rho_2)$  plane. By the formulae giving  $\dot{\rho}_1, \dot{\rho}_2$  as a function of  $\rho_1, \rho_2$  derived from the angular momentum equations:

$$\begin{aligned} \dot{\rho}_1 &= \frac{(\mathbf{E}_2 \rho_2^2 + \mathbf{F}_2 \rho_2 + \mathbf{G}_2 - \mathbf{E}_1 \rho_1^2 - \mathbf{F}_1 \rho_1 - \mathbf{G}_1) \times \mathbf{D}_2}{\|\mathbf{D}_1 \times \mathbf{D}_2\|^2}; \\ \dot{\rho}_2 &= \frac{\mathbf{D}_1 \times (\mathbf{E}_1 \rho_1^2 + \mathbf{F}_1 \rho_1 + \mathbf{G}_1 - \mathbf{E}_2 \rho_2^2 - \mathbf{F}_2 \rho_2 - \mathbf{G}_2)}{\|\mathbf{D}_1 \times \mathbf{D}_2\|^2} \end{aligned}$$

the energies  $\mathcal{E}_1, \mathcal{E}_2$  can be considered as functions of  $\rho_1, \rho_2$  only. Thus we obtain:

$$\begin{cases} \mathcal{E}_1(\rho_1, \rho_2) - \mathcal{E}_2(\rho_1, \rho_2) = 0 \\ q(\rho_1, \rho_2) = 0 \end{cases},$$

a system of 2 equations in 2 unknowns, already present in [Taff and Hall 1977]: they proposed a Newton-Raphson method to solve the system, but this results into a loss of control on the number of alternate solutions. In [Gronchi et al. 2009] the authors have applied the same equations to the asteroid problem, and proposed a different approach to the solution of the system.

The energy equation is algebraic, but not polynomial, because there are denominators containing square roots. By squaring twice it is possible to obtain a polynomial equation  $p(\rho_1, \rho_2) = 0$ : the degree of this equation is 24. Thus the system

$$\begin{cases} p(\rho_1, \rho_2) = 0 \\ q(\rho_1, \rho_2) = 0 \end{cases}$$

has exactly 48 solutions in the complex domain, counting them with multiplicity. Of course we are interested only in solutions with  $\rho_1, \rho_2$  real and positive, moreover the squaring of the equations introduces spurious solutions. Nevertheless, we have found examples with up to 11 non spurious solutions.

We need a global solution of the algebraic system of overall degree 48, providing at once all the possible couples  $(\rho_1, \rho_2)$ . This is a classical problem of algebraic geometry, which can be solved with the resultant method: we can build an auxiliary Sylvester matrix, in this case  $22 \times 22$ , with coefficients polynomials in  $\rho_2$ , and its determinant, the resultant, is a polynomial of degree 48 in  $\rho_2$  only. The values of  $\rho_2$  appearing in the solutions of the polynomial system are the roots of the resultant [Cox et al. 1996].

The computation of the resultant is numerically unstable, because the coefficients have a wide range of orders of magnitude: we have to use quadruple precision. Once the resultant is available, there are methods to solve the univariate polynomial equations, providing at once all the complex roots with rigorous error bounds [Bini 1996]. Given all the roots which could be real, we solve for the other variable  $\rho_1$ , select the positive couples  $(\rho_1, \rho_2)$  and remove the spurious ones due to squaring. If the number of remaining solutions is 0, the attributables cannot be correlated with this method.

## 4.2 Radar case

The formulae for geocentric energy and angular momentum are given by (9) and (10), polynomials of degree 2 and 1 in the unknowns  $(\dot{\alpha}, \dot{\delta})$ , respectively. The system (11) has overall algebraic degree 2: such a system can be solved by elementary algebra.

The angular momentum equations are

$$\mathbf{A}_1 \dot{\alpha}_1 + \mathbf{B}_1 \dot{\delta}_1 + \mathbf{C}_1 = \mathbf{A}_2 \dot{\alpha}_2 + \mathbf{B}_2 \dot{\delta}_2 + \mathbf{C}_2 \quad (12)$$

that is a system of 3 linear equations in 4 unknowns  $(\dot{\alpha}_1, \dot{\delta}_1, \dot{\alpha}_2, \dot{\delta}_2)$  and can be solved for three unknowns as a function of one of the four. For example, by scalar product between (12) and  $\mathbf{B}_1 \times \mathbf{A}_2$  we have

$$\dot{\alpha}_1 = \frac{\mathbf{A}_2 \cdot (\mathbf{B}_1 \times \mathbf{B}_2) \dot{\delta}_2 - (\mathbf{C}_1 - \mathbf{C}_2) \cdot (\mathbf{A}_2 \times \mathbf{B}_1)}{\mathbf{B}_1 \cdot (\mathbf{A}_1 \times \mathbf{A}_2)}$$

and in a similar way we obtain

$$\begin{aligned} \dot{\delta}_1 &= \frac{\mathbf{B}_2 \cdot (\mathbf{A}_1 \times \mathbf{A}_2) \dot{\delta}_2 - (\mathbf{C}_1 - \mathbf{C}_2) \cdot (\mathbf{A}_1 \times \mathbf{A}_2)}{\mathbf{B}_1 \cdot (\mathbf{A}_1 \times \mathbf{A}_2)}, \\ \dot{\alpha}_2 &= \frac{\mathbf{A}_1 \cdot (\mathbf{B}_1 \times \mathbf{B}_2) \dot{\delta}_2 - (\mathbf{C}_1 - \mathbf{C}_2) \cdot (\mathbf{A}_1 \times \mathbf{B}_1)}{\mathbf{B}_1 \cdot (\mathbf{A}_1 \times \mathbf{A}_2)}. \end{aligned}$$

When the equations for, say,  $(\dot{\alpha}_1, \dot{\alpha}_2, \dot{\delta}_1)$  as a function of  $\dot{\delta}_2$  are substituted in the equation for the energies  $\mathcal{E}_1(\dot{\alpha}_1, \dot{\delta}_1) = \mathcal{E}_2(\dot{\alpha}_2, \dot{\delta}_2)$  we obtain a quadratic equation in  $\dot{\delta}_2$ , which can be solved by elementary algebra, giving at most two real solutions. Geometrically, equation (12) can be described by a straight line in a plane, e.g., in  $(\dot{\alpha}_2, \dot{\delta}_2)$ , where the energy equation defines a conic section.

## 4.3 Singularities

There are some cases in which the Keplerian integrals method can not be applied.

In the optical case we have to avoid the condition  $\mathbf{D}_1 \times \mathbf{D}_2 = (\mathbf{q}_1 \times \hat{\rho}_1) \times (\mathbf{q}_2 \times \hat{\rho}_2) = 0$ . This can happen when:

- $\mathbf{q}_1$  is parallel to  $\hat{\rho}_1$ , i.e. the observation at time  $t_1$  is done at the observer zenith;
- $\mathbf{q}_2$  is parallel to  $\hat{\rho}_2$ , i.e., the observation at time  $t_2$  is done at the observer zenith;
- $\mathbf{q}_1, \mathbf{q}_2, \hat{\rho}_1$  and  $\hat{\rho}_2$  are coplanar. This case arises whenever a geostationary object is observed from the same station at the same hour of distinct nights.

As it is normal, the mathematical singularity is surrounded by a neighborhood in which the method is possible for zero error (both zero observational error and zero rounding off in the computation), but is not applicable in practice. E.g., for nearly geosynchronous orbits, even if they are not geostationary, and for hours of observations in different nights different by few minutes, this method fails.

In the radar case the procedure fails only if the four vectors  $\mathbf{A}_1, \mathbf{A}_2, \mathbf{B}_1$  and  $\mathbf{B}_2$  do not generate a linear space of dimension 3, i.e., when:

$$\begin{cases} \mathbf{A}_i \cdot (\mathbf{B}_1 \times \mathbf{B}_2) = 0 \\ \mathbf{B}_i \cdot (\mathbf{A}_1 \times \mathbf{A}_2) = 0 \end{cases} \quad i = 1, 2.$$

For  $i = 1$  we obtain

$$\begin{cases} \rho_1^2 \rho_2 [\hat{\rho}_{\delta 2} \cdot (\mathbf{r}_1 \times \mathbf{r}_2)] [\mathbf{r}_1 \cdot (\hat{\rho}_{\alpha 1} \times \hat{\rho}_{\delta 1})] = 0 \\ \rho_1^2 \rho_2 [\hat{\rho}_{\alpha 2} \cdot (\mathbf{r}_1 \times \mathbf{r}_2)] [\mathbf{r}_1 \cdot (\hat{\rho}_{\delta 1} \times \hat{\rho}_{\alpha 1})] = 0 \end{cases}$$

and for  $i = 2$  the formulae are analogous. Thus there is singularity when:

- $\mathbf{r}_1$  is parallel to  $\mathbf{r}_2$ ;
- $\mathbf{r}_i \cdot (\hat{\rho}_{\delta i} \times \hat{\rho}_{\alpha i}) = \cos \delta_i (\mathbf{q}_i \cdot \hat{\rho}_i + \rho_i) = 0$ , but this can never happen, apart from coordinate singularities, because  $\mathbf{q}_i \cdot \hat{\rho}_i \geq 0$ ;
- $\mathbf{r}_1 \cdot (\hat{\rho}_{\delta 1} \times \hat{\rho}_{\alpha 1}) = 0$  and  $\mathbf{r}_1 \cdot (\hat{\rho}_{\delta 1} \times \hat{\rho}_{\delta 2}) = 0$ , i.e.,  $\hat{\rho}_{\alpha i}$  and  $\hat{\rho}_{\delta i}$  for  $i = 1, 2$  belong to the orbital plane.

#### 4.4 Preliminary orbits

Once a solution of (11) is computed the values of attributable elements can be obtained for the epochs  $\bar{t}_1$  and  $\bar{t}_2$ , and they can be converted into the usual Keplerian elements:

$$(a_j, e_j, I_j, \Omega_j, \omega_j, \ell_j), \quad j = 1, 2,$$

where  $\ell_j$  are the mean anomalies. The first four Keplerian elements  $(a_j, e_j, I_j, \Omega_j)$  are functions of the 2-body energy and angular momentum vectors  $\mathcal{E}_j, \mathbf{c}_j$ , and are the same for  $j = 1, 2$ . Thus the result can be assembled in the 8-dimensional vector:

$$H = (V, \Phi_1, \Phi_2), \quad V = (a, e, I, \Omega), \quad \Phi_1 = (\omega_1, \ell_1), \quad \Phi_2 = (\omega_2, \ell_2). \quad (13)$$

There are compatibility conditions between  $\Phi_1$  and  $\Phi_2$  to be satisfied if the two attributables belong to the same object:

$$\omega_1 = \omega_2, \quad \ell_1 = \ell_2 + n(\bar{t}_1 - \bar{t}_2), \quad (14)$$

where  $n = n(a)$  is the mean motion. We cannot demand the exact equality in the formulae above, because of various error sources, including the uncertainty of the attributable, and the changes on the Keplerian integrals due to the perturbations with respect to the 2-body model. Thus we need a metric to measure in an objective way the residuals in the compatibility conditions.

#### 4.5 Covariance propagation

The two attributables  $\mathcal{A}_1, \mathcal{A}_2$  used to compute the coefficients of equations (11) have been computed from the observations by using a least squares fit to the individual observations, thus  $4 \times 4$  covariance matrices  $\Gamma_{\mathcal{A}_1}$  and  $\Gamma_{\mathcal{A}_2}$  are available; they can be used to form the block diagonal  $8 \times 8$  covariance matrix for both attributables  $\Gamma_{\mathcal{A}}$ . The Keplerian integral method allows to compute explicitly the vector  $H$  of (13) and, by means of the implicit function theorem, its partial derivatives, thus it is possible by the standard covariance propagation formula [Milani and Gronchi 2009][Sec. 5.5] to compute also  $\Gamma_H$ , the covariance of  $H$ . With another transformation we can compute the average elements  $\Phi_0 = (\Phi_1 + \Phi_2)/2$  (as the best value for the angular elements at

time  $\bar{t}_0 = (\bar{t}_1 + \bar{t}_2)/2$  and the discrepancy  $\Delta\Phi$  in the compatibility conditions (14), and to propagate the covariance also to this 8-dimensional vector:

$$\Gamma_{\mathcal{A}} \implies \Gamma_H \implies \Gamma_{V, \Phi_0, \Delta\Phi} .$$

The above argument is a generalization of the one in [Gronchi et al. 2009], where explicit computations are given for the optical attributable case.

In the  $8 \times 8$  covariance matrix  $\Gamma_{V, \Phi_0, \Delta\Phi}$ , the lower right  $2 \times 2$  block is the marginal covariance matrix of  $\Delta\Phi$ , from which we can compute the normal matrix and the  $\chi^2$ :

$$C_{\Delta\Phi} = \Gamma_{\Delta\Phi}^{-1} , \quad \chi_{\Delta\Phi}^2 = \Delta\Phi \cdot C_{\Delta\Phi} \Delta\Phi ,$$

which can be used as control, that is the discrepancy in the compatibility conditions is consistent with the observation error and the correlation between the two attributable is considered possible only if  $\chi_{\Delta\Phi}^2 \leq \chi_{max}^2$ .

The upper left  $6 \times 6$  block is the covariance matrix of the preliminary orbit, that is of the orbital elements set  $(V, \Phi_0)$  (at epoch  $\bar{t}_0$ ). Although this preliminary orbit is just a 2-body solution, it has an uncertainty estimate, arising from the (supposedly known) statistical properties of the observational errors. This estimate neglects the influence of perturbations, such as the spherical harmonics of the Earth gravity field, the lunisolar differential attraction and the non-gravitational perturbations; nevertheless, if the time span  $\bar{t}_2 - \bar{t}_1$  is short, the covariance obtained above can be a useful approximation.

#### 4.6 Precession model

We can generalize the method, including the effect due to the non-spherical shape of the Earth. The averaged equation for Delaunay's variables  $\ell, g = \omega, z = \Omega, L = \sqrt{\mu a}$ ,  $G = L\sqrt{1-e^2}$  and  $Z = G \cos I$  are [Roy 2005][Sec. 10.4]:

$$\begin{cases} \bar{\ell} = n - \frac{3}{4}n \left( \frac{R_{\oplus}}{a} \right)^2 \frac{J_2(1 - 3 \cos^2 I)}{(1 - e^2)^{3/2}} \\ \bar{g} = \frac{3}{4}n \left( \frac{R_{\oplus}}{a} \right)^2 \frac{J_2(4 - 5 \sin^2 I)}{(1 - e^2)^2} \\ \bar{z} = -\frac{3}{2}n \left( \frac{R_{\oplus}}{a} \right)^2 \frac{J_2 \cos I}{(1 - e^2)^2} \\ \bar{L} = \bar{G} = \bar{Z} = 0 \end{cases} , \quad (15)$$

where  $J_2$  is the coefficient of the second zonal spherical harmonic of the Earth gravity field. To apply in this case the Keplerian integrals method, we can not use the equations assuming conservation of the angular momentum. From (15) we can replace (11) with:

$$\begin{cases} \mathcal{E}_1 = \mathcal{E}_2 \\ \mathbf{c}_1 \cdot \hat{\mathbf{z}} = \mathbf{c}_2 \cdot \hat{\mathbf{z}} \\ \|\mathbf{c}_1\|^2 = \|\mathbf{c}_2\|^2 \\ \cos(z_2) = \cos(z_1) \cos(\bar{z}(\bar{t}_2 - \bar{t}_1)) - \sin(z_1) \sin(\bar{z}(\bar{t}_2 - \bar{t}_1)) \end{cases} . \quad (16)$$

In the optical case the first equation is algebraic and by squaring twice is possible to obtain a polynomial equation; in the radar case this relation is already polynomial. The

second and the third equations are always polynomial, while the last equation needs to be linearized in the parameter  $\bar{z}(\bar{t}_2 - \bar{t}_1)$ :

$$\cos z_2 = \cos z_1 - \bar{z}(\bar{t}_2 - \bar{t}_1) \sin z_1. \quad (17)$$

The following relationships hold:

$$\begin{aligned} \cos z_i &= \frac{\hat{\mathbf{z}} \times \mathbf{c}_i}{\|\hat{\mathbf{z}} \times \mathbf{c}_i\|} \cdot \hat{\mathbf{x}}, & \sin z_i &= \frac{\hat{\mathbf{z}} \times \mathbf{c}_i}{\|\hat{\mathbf{z}} \times \mathbf{c}_i\|} \cdot \hat{\mathbf{y}}, & a(1 - e^2) &= \frac{\|\mathbf{c}_1\|^2}{\mu}, \\ \cos I &= \frac{\mathbf{c}_1 \cdot \hat{\mathbf{z}}}{\|\mathbf{c}_1\|}, & n &= \sqrt{-\frac{8\mathcal{E}_1^3}{\mu^2}}, & \bar{z}(t_2 - t_1) &= \frac{\xi \sqrt{-8\mathcal{E}_1^3} (\mathbf{c}_1 \cdot \hat{\mathbf{z}})}{\|\mathbf{c}_1\|^5} \end{aligned}$$

where  $\xi = -3\mu J_2 R_{\oplus}^2 (\bar{t}_2 - \bar{t}_1)/2$ . Substituting in (17) we obtain

$$\frac{\hat{\mathbf{z}} \times \mathbf{c}_2}{\|\hat{\mathbf{z}} \times \mathbf{c}_2\|} \cdot \hat{\mathbf{x}} = \frac{\hat{\mathbf{z}} \times \mathbf{c}_1}{\|\hat{\mathbf{z}} \times \mathbf{c}_1\|} \cdot \hat{\mathbf{x}} - \frac{\xi \sqrt{-8\mathcal{E}_1^3} (\mathbf{c}_1 \cdot \hat{\mathbf{z}})}{\|\mathbf{c}_1\|^5} \frac{\hat{\mathbf{z}} \times \mathbf{c}_1}{\|\hat{\mathbf{z}} \times \mathbf{c}_1\|} \cdot \hat{\mathbf{y}}.$$

Since  $\|\hat{\mathbf{z}} \times \mathbf{c}\| = \|\mathbf{c}\| \sin I$  is constant we have:

$$\|\mathbf{c}_1\|^5 [\hat{\mathbf{z}} \times (\mathbf{c}_2 - \mathbf{c}_1)] \cdot \hat{\mathbf{x}} = -\xi \sqrt{-8\mathcal{E}_1^3} (\mathbf{c}_1 \cdot \hat{\mathbf{z}}) (\hat{\mathbf{z}} \times \mathbf{c}_1) \cdot \hat{\mathbf{y}},$$

that is an algebraic equation. Furthermore, by squaring twice in the optical case and only once in the radar case it is possible to obtain a polynomial equation.

Finally the new compatibility conditions, in place of (14) need to take into account the precession of the perigee and the secular perturbation in mean anomaly:

$$g_1 = g_2 + \bar{g}(\bar{t}_1 - \bar{t}_2), \quad \ell_1 = \ell_2 + \bar{\ell}(\bar{t}_1 - \bar{t}_2).$$

The overall degree of system (16) is summarized in Table 1. We conclude that this method is unpractical for optical attributables, could be used for radar attributables, with computational difficulties comparable with the optical case without precession.

**Table 1** Degrees of the equations in system (16)

	Optical case	Radar case
$\mathcal{E}_1 = \mathcal{E}_2$	16	2
$\mathbf{c}_1 \cdot \hat{\mathbf{z}} = \mathbf{c}_2 \cdot \hat{\mathbf{z}}$	2	1
$\ \mathbf{c}_1\ ^2 = \ \mathbf{c}_2\ ^2$	4	2
$\cos z_2 = \cos z_1 - \bar{z}(\bar{t}_2 - \bar{t}_1) \sin z_1$	54	12
Total	6912	48

To solve the problem (even in the optical case) we begin by considering the parametric problem  $\bar{z} = K$ , where  $K$  is constant. Thus we replace (11) with:

$$\begin{cases} \mathcal{E}_1 - \mathcal{E}_2 = 0 \\ R \mathbf{c}_1 - R^T \mathbf{c}_2 = 0 \end{cases}$$

where  $R$  is the rotation by  $\Delta\Omega/2 = K(\bar{t}_2 - \bar{t}_1)/2$  around  $\hat{\mathbf{z}}$ . This means that for a fixed value of  $K$  the problem has the same algebraic structure of the unperturbed one. The



only thing needed is to substitute  $\mathbf{D}_1, \mathbf{E}_1, \mathbf{F}_1$  and  $\mathbf{G}_1$  with  $R\mathbf{D}_1, R\mathbf{E}_1, R\mathbf{F}_1$  and  $R\mathbf{G}_1$  in the optical case and  $\mathbf{A}_1, \mathbf{B}_1$  and  $\mathbf{C}_1$  with  $R\mathbf{A}_1, R\mathbf{B}_1$  and  $R\mathbf{C}_1$  in the radar case; similarly the vectors with index 2 are multiplied by  $R^T$ .

The compatibility conditions contain the precession of the perigee and the secular perturbation in mean anomaly, related to the one of the node by linear equations

$$g_1 = g_2 + KC_g(\bar{t}_1 - \bar{t}_2), \quad \ell_1 = \ell_2 + (n + KC_\ell)(\bar{t}_1 - \bar{t}_2),$$

where the coefficients  $C_g, C_\ell$  can be easily deduced from (15). Thus we can compute the  $\chi_{\Delta\Phi}^2(K)$  and set up a simple procedure to minimize this by changing  $K$ , then the control on the acceptability of the preliminary orbit is

$$\min_K \chi_{\Delta\Phi}^2(K) \leq \chi_{max}^2.$$

## 5 Correlation confirmation

The multiple orbits obtained from the solutions of the algebraic problem are just preliminary orbits, solution of a 2-body approximation (as in the classical methods of Laplace and Gauss), or possibly of a  $J_2$ -only problem. They have to be replaced by least squares orbits, with a dynamical model including all the relevant perturbations.

Even after confirmation by least squares fit, it might still be the case that some linkages with just two attributables can be *false*, that is the two attributables might belong to different objects. This is confirmed by the tests with real data reported in [Tommei *et al.* 2009] for the Virtual debris method and in [Milani *et al.* 2009] for the Keplerian integrals method. [Gronchi *et al.* 2009] have found the same phenomenon in a simulation of the application of the same algorithm to the asteroid case. Thus every linkage of two attributables needs to be confirmed by correlating a third attributable.

The process of looking for a third attributable which can also be correlated to the other two is called attribution [Milani 1999, Milani *et al.* 2001]. From the available 2-attributable orbit with covariance we predict the attributable  $\mathcal{A}_P$  at the time  $t_3$  of the third attributable, and compare with  $\mathcal{A}_3$  computed from the third set of observations. Both  $\mathcal{A}_P$  and  $\mathcal{A}_3$  come with a covariance matrix, we can compute the  $\chi^2$  of the difference and use it as a test. For the attributions passing this test we proceed to the differential corrections. The procedure is recursive, that is we can use the 3-attributable orbit to search for attribution of a fourth attributable, and so on. This generates a very large number of many-attributable orbits, but there are many duplications, corresponding to adding them in a different order.

By correlation management we mean a procedure to remove duplicates (e.g.,  $A = B = C$  and  $A = C = B$ ) and inferior correlations (e.g.,  $A = B = C$  is superior to both  $A = B$  and to  $C = D$ , thus both are removed). The output catalog after this process is called normalized. In the process, we may try to merge two correlations with some attributables in common, by computing a common orbit [Milani *et al.* 2005].

## 6 Conclusions

We have described two algorithms to solve the linkage problem, that is to compute an orbit for an Earth-orbiting object observed in two well separated arcs. The first method exploits the geometric structure of the admissible region of negative geocentric

energy orbits, which is sampled to generate virtual orbits. The latter are propagated in time to find other observations which could belong to the same object. The second method exploits the integrals of the 2-body problem, which are constant even over a significant time span and thus should apply to both observed arcs of the same object.

This top level description is enough to understand that the Virtual debris algorithm should be applied to short time intervals between observed arcs, less than one orbital period or at most a few orbital periods. The Keplerian integrals method can be used for longer time spans, spanning several orbital periods; it is near to a singularity for very short time spans and in some other near-resonance conditions, such as observations of a geosynchronous orbits at the same hour in different nights. We conclude that each method should be used in the cases in which it is most suitable. Both algorithms have been tested for the optical case with real data from the ESA Optical Ground Station [Tommei *et al.* 2009, Milani *et al.* 2009] with good results. The analogous algorithms have been tested for asteroids in simulations of next generation surveys [Milani *et al.* 2005, Gronchi *et al.* 2009]. Future work should include the tests of the radar case and the solution of other related problem, like *orbit identification* between two objects for which an orbit is already available.

**Acknowledgements** Part of this work was performed in the framework of ESOC Contract No. 21280/07/D/CS, “Orbit Determination of Space Objects Based on Sparse Optical Data”.

## References

- Bini 1996. Bini, D.A.: Numerical Computation of Polynomial Zeros by Means of Aberth's Method. *Numerical Algorithms*. 13, 179–200 (1996).
- Cox *et al.* 1996. Cox, D. A., Little, J. B., O'Shea, D.: *Ideals, Varieties and Algorithms*. Springer (1996).
- Gronchi *et al.* 2009. Gronchi, G.F., Dimare, L., Milani, A.: Orbit Determination with the two-body Integrals. Submitted (2009).
- Maruskin *et al.* 2009. Maruskin, J. M., Scheeres, D. J., Alfriend, K. T.: Correlation of Optical Observations of Objects in Earth Orbit. *Journal of Guidance, Control, and Dynamics*. 32, 194–209 (2009).
- Milani 1999. Milani, A.: The Asteroid Identification Problem I: recovery of lost asteroids. *Icarus*. 137, 269–292 (1999).
- Milani *et al.* 2001. Milani, A., Sansaturio, Chesley, S.R.: The Asteroid Identification Problem IV: Attributions. *Icarus*. 151, 150–159 (2001).
- Milani *et al.* 2004. Milani, A., Gronchi, G.F., de' Michieli Vitturi, M., Knežević, Z.: Orbit Determination with Very Short Arcs. I Admissible Regions. *Celestial Mechanics & Dynamical Astronomy*. 90, 59–87 (2004).
- Milani *et al.* 2005. Milani, A., Gronchi, G.F., Knežević, Z., Sansaturio, M.E., Arratia, O.: Orbit Determination with Very Short Arcs. II Identifications. *Icarus*. 79, 350–374 (2005).
- Milani and Gronchi 2009. Milani, A., Gronchi, G.F.: *Theory of orbit determination*. Cambridge University Press (2009).
- Milani *et al.* 2009. Milani, A., Gronchi, G. F., Farnocchia, D., Tommei, G., Dimare, L.: Optimization of space surveillance resources by innovative preliminary orbit methods. Proc. of the Fifth European Conference on Space Debris. 30 March–2 April 2009, Darmstadt, Germany, SP-672 on CD-Rom.
- Roy 2005. Roy, A. E.: *Orbital Motion*. Institute of Physics Publishing (2005).
- Taff and Hall 1977. Taff, L. G., Hall, D. L.: The use of angles and angular rates. I - Initial orbit determination. *Celestial Mechanics & Dynamical Astronomy*. 16, 481–488 (1977).
- Tommei *et al.* 2007. Tommei, G., Milani, A., Rossi, A.: Orbit Determination of Space Debris: Admissible Regions. *Celestial Mechanics & Dynamical Astronomy*. 97, pp. 289–304 (2007).
- Tommei *et al.* 2009. Tommei, G., Milani, A., Farnocchia, D., Rossi, A.: Correlation of space debris observations by the virtual debris algorithm. Proc. of the Fifth European Conference on Space Debris. 30 March–2 April 2009, Darmstadt, Germany, SP-672 on CD-Rom.