

On the relation of standard and helical magnetorotational instability

Oleg N. Kirillov

Dynamics and Vibrations Group, Technical University of Darmstadt, Hochschulstr. 1,
64289 Darmstadt, Germany

`kirillov@dyn.tu-darmstadt.de`

Frank Stefani

Forschungszentrum Dresden-Rossendorf, P.O. Box 510119, D-01314 Dresden, Germany

`f.stefani@fzd.de`

Received _____; accepted _____

Submitted to The Astrophysical Journal

ABSTRACT

The magnetorotational instability (MRI) plays a crucial role for cosmic structure formation by enabling turbulence in Keplerian disks which would be otherwise hydrodynamically stable. With particular focus on MRI experiments with liquid metals, which have small magnetic Prandtl numbers, it has been shown that the helical version of this instability (HMRI) has a scaling behaviour that is quite different from that of the standard MRI (SMRI). We discuss the relation of HMRI to SMRI by exploring various parameter dependencies. We identify the mechanism of transfer of instability between modes through a spectral exceptional point that explains both the transition from a stationary instability (SMRI) to an unstable travelling wave (HMRI) and the excitation of HMRI in the inductionless limit. For certain parameter regions we find new islands of the HMRI.

Subject headings: accretion, accretion disks; instabilities; MHD; turbulence

1. Introduction

The magnetorotational instability (MRI) (Balbus 2009) is considered as the main candidate to solve the long-standing puzzle of how stars and black holes are fed by the accretion disks surrounding them. The central problem is that these accretion disks typically rotate according to Kepler’s law, $\Omega(r) \sim r^{-3/2}$, which results in an angular momentum $r^2\Omega(r) \sim r^{1/2}$. Hence, they fulfill Rayleigh’s criterion stating that rotating flows with radially increasing angular momentum are hydrodynamically stable, at least in the linear sense. Such stable, non-turbulent disks would not allow the outward directed angular momentum transport that is necessary for the infalling disk matter to accrete into the central object.

In their seminal paper of 1991 (Balbus & Hawley 1991) Balbus and Hawley had highlighted the key role of the magnetorotational instability (MRI) in explaining turbulence and angular momentum transport in accretion disks around stars and black holes. They had shown that a weak, externally applied magnetic field serves only as a trigger for the instability that actually taps into the rotational energy of the flow. This is quite in contrast to current-induced instabilities, e.g. the Tayler instability (Tayler 1973), which draw their energy (at least partly) from the electric currents in the fluid.

Soon after the paper by Balbus and Hawley it became clear that the principle mechanism of the MRI had already been revealed three decades earlier by Velikhov (Velikhov 1959) and Chandrasekhar (Chandrasekhar 1960). Actually, they had investigated the destabilizing action of an external magnetic field for the classical Taylor-Couette (TC) flow between two concentric, rotating cylinders rather than for Keplerian rotation profile. This is, however, not a crucial difference since a TC flow can be made very close to a Keplerian one simply by adjusting the ratio of rotation rates of the inner and the outer cylinder.

The MRI in flows between rotating walls has attracted renewed interest during the last decade, mainly motivated by the increasing efforts to investigate MRI in the laboratory (Rosner et al. 2004; Stefani et al. 2008a). A first interesting experimental result was obtained in a spherical Couette flow of liquid sodium (Sisan et al. 2004). The authors observed correlated modes of velocity and magnetic field perturbation in a parameter region which is quite typical for MRI. It must be noted, however, that the background state in this spherical Couette experiments was already fully turbulent, so that the original goal that the MRI would destabilize an otherwise stable flow was not met. At Princeton University work is going on to identify MRI in a TC experiment with liquid gallium, and first encouraging results, including the observation of non-axisymmetric Magneto-Coriolis waves, have been obtained (Nornberg 2008; Nornberg et al. 2009).

Both experiments had been designed to investigate the standard version of MRI (SMRI) with only a vertical magnetic field being applied. In this case, the azimuthal magnetic field (which is an essential ingredient of the MRI mode) must be produced from the vertical field by induction effects, which are proportional to the magnetic Reynolds number (Rm) of the flow. Rm , in turn, is proportional to the hydrodynamic Reynolds number according to $Rm = PmRe$, where the magnetic Prandtl number $Pm = \nu/\eta$ is the ratio of viscosity ν to magnetic diffusivity $\eta = 1/\mu_0\sigma$. For liquid metals Pm is typically in the range $10^{-6} \dots 10^{-5}$. Therefore, in order to achieve $Rm \sim 1$, we need $Re \sim 10^5 \dots 10^6$, and wall-constrained flows (in contrast to wall-free Keplerian flows) with such high Re are usually turbulent, whatever the linear stability analysis might tell (see, however, (Ji et al. 2006)). This is the point which makes SMRI experiments, and their interpretation, so cumbersome.

One might ask, however, why not to substitute the induction of the necessary azimuthal magnetic field component of the MRI mode by simply externally applying this component as a part of the base configuration. Indeed, it was shown (Hollerbach & Rüdiger 2005;

Rüdiger et al. 2005) that the resulting "helical MRI" (HMRI), as we now call it, is then possible at far smaller Reynolds numbers and magnetic field amplitudes than SMRI, making HMRI an ideal playground for liquid metal experiments.

First experimental evidence for HMRI was obtained in 2006 at the liquid metal facility PROMISE (*Potsdam ROssendorf Magnetic InStability Experiment*) which is basically a Taylor-Couette (TC) cell made of concentric rotating copper walls, filled with GaInSn (a eutectic which is liquid at room temperatures). In (Stefani et al. 2006; Rüdiger et al. 2006; Stefani et al. 2007; Stefani et al. 2008b) it was shown that the HMRI travelling wave appears only in the predicted finite window of the magnetic field intensity, with a frequency of the travelling wave that was also in good accordance with numerical simulations. Results of a significantly improved experiment (PROMISE 2) with strongly reduced Ekman pumping at the end-caps were published recently (Stefani et al. 2009a; Stefani et al. 2009b).

The connection of SMRI and HMRI is presently under intense debate (Liu et al. 2006; Rüdiger & Hollerbach 2007; Priede et al. 2007; Lakhin & Velikhov 2007; Liu et al. 2007; Szklarski 2007; Rüdiger & Schultz 2008; Liu 2009; Priede & Gerbeth 2009). The first essential point to note here is that HMRI and SMRI are connected. Indeed, Fig. 1 in (Hollerbach & Rüdiger 2005) shows that there is a continuous and monotonic transition from HMRI to SMRI when Re and the magnetic field strength are increased simultaneously.

A second remarkable property of HMRI for small Pm (which has been coined "inductionless MRI"), was clearly worked out in (Priede et al. 2007). It is the apparent paradox that a magnetic field is able to trigger an instability although the total energy dissipation of the system is larger than without this field.

The relevance of HMRI for Keplerian flows has been seriously put into question in (Liu et al. 2006). Using a local WKB analysis in the small-gap approximation, the authors had shown that the HMRI works only for comparably steep rotation profiles (i.e. slightly

above the Rayleigh line) and disappears for profiles as flat as the Keplerian one. This result has been confirmed by Lakhin and Velikhov (Lakhin & Velikhov 2007) and Rüdiger and Schultz (Rüdiger & Schultz 2008).

However, this disappointing result was soon relativized in (Rüdiger & Hollerbach 2007) by solving the global eigenvalue equation for HMRI with electrical boundary conditions. It turned out that HMRI re-appears again for Keplerian flows provided that at least one radial boundary is highly conducting. A similar discrepancy between local and global results is well known for the so-called stratorotational instability (SRI) (Dubrulle et al. 2005) for which the existence of reflecting boundaries appears necessary for the instability to work (Umurhan 2006). This artificial demand is of course a much stronger argument against the working of SRI than the necessity of one conducting boundary is for the working of HMRI: considering, i.e., the colder outer parts of accretion disks, then the inner part can indeed be considered as a good conductor (Balbus & Henri 2008).

Another argument that has been put forward against the relevance of HMRI for thin accretion disks is the necessity for a large ratio of toroidal to poloidal magnetic fields (Liu 2008).

A further complication for applying HMRI to the real world is the fact that it appears in form of a travelling wave. The crucial point here is that monochromatic waves are typically not able to fulfill the axial boundary conditions at the ends of the considered region. To fulfill them, one has to consider wave packets. Only wave packets with vanishing group velocity will remain in the finite length system. Typically, the onset of this *absolute instability*, characterized by a zero growth rate *and* a zero group velocity, is harder to achieve than the *convective instability* of a monochromatic wave with zero growth rate. A comprehensive analysis of the relation of convective and absolute instability for HMRI can be found in (Priede & Gerbeth 2009). From the extrapolation of the results of this paper it

seems that Keplerian rotation profiles (with conducting boundaries) are indeed absolutely HMRI-unstable, but a final solution to this puzzle is still elusive.

In the present paper, we step back from those important consideration of absolute and global instabilities and focus again on the local WKB method by considering the dispersion relation of MRI which had been derived and analyzed in (Liu et al. 2006; Lakhin & Velikhov 2007; Rüdiger & Schultz 2008). In spite of these former investigations, we feel that some points still need further clarification. This concerns a careful application of the Bilharz stability criterion as well as some further parameter dependencies, in particular the dependence for small but finite magnetic Prandtl numbers. It also concerns the question in which sense the HMRI can be considered as a *dissipation induced instability* which is quite common in many areas of physics (Krechetnikov & Marsden 2007; Kirillov 2007).

To make the paper self-contained, we will start with a re-derivation of the dispersion relation in two forms which explicitly contain the relevant frequencies or the dimensionless parameters, respectively.

Then we will study the peculiar relation of SMRI and HMRI. As a main result of this paper we will describe in detail the mechanism of transition from SMRI to HMRI through a spectral exceptional point which appears at finite but small Pm . This provides a natural explanation for the continuous and monotonic connection between SMRI (a destabilized slow magneto-Coriolis wave) and HMRI (a weakly destabilized inertial oscillation). In addition to this, for high Reynolds numbers we will identify a second scenario for HMRI which leads to new islands of instability at small but finite values of Pm .

2. Mathematical setting

In order to make the paper self-contained, we will re-derive in this section the dispersion relation for HMRI, including viscosity and resistivity effects. Note that this dispersion relation was derived in various forms and approximations by a number of authors (Liu et al. 2007; Lakhin & Velikhov 2007; Rüdiger et al. 2008).

The standard set of non-linear equations of dissipative incompressible magnetohydrodynamics (Ji et al. 2001; Goodman & Ji 2002; Noguchi et al. 2002; Lakhin & Velikhov 2007; Rüdiger & Schultz 2008) consists of the Navier-Stokes equation for the fluid velocity \mathbf{u}

$$\frac{\partial \mathbf{u}}{\partial t} + (\mathbf{u} \cdot \nabla) \mathbf{u} = -\frac{1}{\rho} \nabla \left(p + \frac{\mathbf{B}^2}{2\mu_0} \right) + \frac{1}{\mu_0 \rho} (\mathbf{B} \cdot \nabla) \mathbf{B} + \nu \nabla^2 \mathbf{u}, \quad (1)$$

and of the induction equation for the magnetic field \mathbf{B}

$$\frac{\partial \mathbf{B}}{\partial t} = \nabla \times (\mathbf{u} \times \mathbf{B}) + \eta \nabla^2 \mathbf{B}, \quad (2)$$

where p is the pressure, $\rho = \text{const}$ the density, $\nu = \text{const}$ the kinematic viscosity, $\eta = (\mu_0 \sigma)^{-1}$ the magnetic diffusivity, σ the conductivity of the fluid, and μ_0 the magnetic permeability of free space. Additionally, the mass continuity equation for incompressible flows and the solenoidal condition for the magnetic induction yield

$$\nabla \cdot \mathbf{u} = 0, \quad \nabla \cdot \mathbf{B} = 0. \quad (3)$$

We consider the rotational fluid flow in the gap between the radii R_1 and $R_2 > R_1$, with an imposed magnetic field sustained by currents external to the fluid. The latter is important in order to distinguish the MRI from other instabilities (i.e. the Tayler instability for which electric currents are applied to the fluid). Introducing the cylindrical coordinates (R, ϕ, z) we consider the stability of a steady-state background liquid flow with the angular velocity profile $\Omega(R)$ in helical background magnetic field (a magnetized Taylor-Couette

flow)

$$\mathbf{u}_0 = R\Omega(R)\mathbf{e}_\phi, \quad p = p_0(R), \quad \mathbf{B}_0 = B_\phi^0(R)\mathbf{e}_\phi + B_z^0\mathbf{e}_z, \quad (4)$$

with the azimuthal component

$$B_\phi^0(R) = \frac{\mu_0 I}{2\pi R}, \quad (5)$$

which can be thought as being produced by an axial current I . The angular velocity profile of the background TC flow is

$$\Omega(R) = a + \frac{b}{R^2}, \quad (6)$$

where a and b are arbitrary constants as in Taylor-Couette experiments (Wendl 1999). The centrifugal acceleration of the background flow (6) is compensated by the pressure gradient (Ji et al. 2001)

$$R\Omega^2 = \frac{1}{\rho} \frac{\partial p_0}{\partial R}. \quad (7)$$

2.1. Linearization with respect to axisymmetric perturbations

Throughout the paper we will restrict our interest to axisymmetric perturbations $\mathbf{u}' = \mathbf{u}'(R, z)$, $\mathbf{B}' = \mathbf{B}'(R, z)$, and $p' = p'(R, z)$ about the stationary solution (4)-(7), keeping in mind that for strongly dominant azimuthal magnetic fields also non-axisymmetric perturbations are possible (Hollerbach et al. 2009).

With the notation

$$D_1 = \partial_R \partial_R^\dagger + \partial_z^2, \quad D_2 = \partial_R^\dagger \partial_R + \partial_z^2, \quad (8)$$

where the differential operators are defined in (A1), the general linearized equations (A2) derived in the

Appendix are simplified in the assumption of axisymmetric perturbations to

$$\begin{aligned}
(\partial_t - \nu D_1)u'_R - 2\Omega u'_\phi &= -\frac{1}{\rho} \left[\partial_R p' + \frac{1}{\mu_0} (B_z^0 \partial_R B'_z + B_\phi^0 \partial_R B'_\phi) \right] + \frac{1}{\mu_0 \rho} \left(B_z^0 \partial_z B'_R - \frac{B_\phi^0}{R} B'_\phi \right), \\
(\partial_t - \nu D_1)u'_\phi + \frac{\kappa^2}{2\Omega} u'_R &= \frac{B_z^0}{\mu_0 \rho} \partial_z B'_\phi, \\
(\partial_t - \nu D_2)u'_z &= -\frac{1}{\rho} \left[\partial_z p' + \frac{1}{\mu_0} (B_z^0 \partial_z B'_z + B_\phi^0 \partial_z B'_\phi) \right] + \frac{B_z^0}{\mu_0 \rho} \partial_z B'_z, \\
(\partial_t - \eta D_1)B'_R &= B_z^0 \partial_z u'_R, \\
(\partial_t - \eta D_1)B'_\phi &= B_z^0 \partial_z u'_\phi + \frac{2B_\phi^0}{R} u'_R + (R \partial_R \Omega) B'_R, \\
(\partial_t - \eta D_2)B'_z &= -B_z^0 \partial_R^\dagger u'_R, \\
\partial_z u'_z &= -\partial_R^\dagger u'_R, \\
\partial_z B'_z &= -\partial_R^\dagger B'_R,
\end{aligned} \tag{9}$$

where the squared epicyclic frequency κ is defined as

$$\kappa^2 = 2\Omega \left(2\Omega + R \frac{d\Omega}{dR} \right) = \frac{1}{R^3} \frac{d}{dR} (\Omega^2 R^4). \tag{10}$$

Following the approach of (Goodman & Ji 2002; Liu et al. 2006) we act on the first of equations (9) by the operator ∂_R^\dagger and on the third one by the operator ∂_z . Summing the results, taking into account that

$$\partial_R^\dagger D_1 = D_2 \partial_R^\dagger, \quad \partial_R^\dagger B_\phi^0 = 0, \quad \partial_R (B_\phi^0 B'_\phi) = -\frac{B_\phi^0 B'_\phi}{R} + B_\phi^0 \partial_R B'_\phi, \tag{11}$$

and using the last two equations of (9) yields

$$\begin{aligned}
-2\Omega \partial_R^\dagger u'_\phi &= -\frac{1}{\rho} D_2 \left[p' + \frac{1}{\mu_0} B_z^0 B'_z \right] - \frac{1}{\rho \mu_0} (\partial_R^\dagger B_\phi^0 \partial_R + \partial_z^2 B_\phi^0) B'_\phi - \frac{1}{\mu_0 \rho} \partial_R^\dagger \left(\frac{B_\phi^0}{R} B'_\phi \right) \\
&= -\frac{1}{\rho} D_2 \left[p' + \frac{1}{\mu_0} (B_z^0 B'_z + B_\phi^0 B'_\phi) \right] - \frac{2}{\mu_0 \rho} \partial_R^\dagger \left(\frac{B_\phi^0}{R} B'_\phi \right).
\end{aligned} \tag{12}$$

Therefore, we extend the identity obtained in (Goodman & Ji 2002) to the case $B_\phi^0 \neq 0$

$$D_2 \frac{1}{\rho} \left[p' + \frac{1}{\mu_0} (B_z^0 B'_z + B_\phi^0 B'_\phi) \right] = 2 \partial_R^\dagger \left(\Omega u'_\phi - \frac{1}{\mu_0 \rho} \frac{B_\phi^0}{R} B'_\phi \right). \tag{13}$$

On the other hand, using (11) we transform the first of the equations (9) into

$$\begin{aligned} (\partial_t - \nu D_1)u'_R - 2\Omega u'_\phi &= -\partial_R \frac{1}{\rho} \left[p' + \frac{1}{\mu_0} (B_z^0 B'_z + B_\phi^0 B'_\phi) \right] \\ &+ \frac{1}{\mu_0 \rho} \left(B_z^0 \partial_z B'_R - \frac{2B_\phi^0}{R} B'_\phi \right). \end{aligned} \quad (14)$$

Acting on both sides of the equation (14) by the operator D_1 and taking into account the identity (13) and

$$D_1 \partial_R = (\partial_R \partial_R^\dagger + \partial_z^2) \partial_R = \partial_R (\partial_R^\dagger \partial_R + \partial_z^2) = \partial_R D_2 \quad (15)$$

we get

$$\begin{aligned} D_1(\partial_t - \nu D_1)u'_R - 2\Omega D_1 u'_\phi &= -\partial_R D_2 \frac{1}{\rho} \left[p' + \frac{1}{\mu_0} (B_z^0 B'_z + B_\phi^0 B'_\phi) \right] + D_1 \frac{1}{\mu_0 \rho} \left(B_z^0 \partial_z B'_R - \frac{2B_\phi^0}{R} B'_\phi \right) \\ &= -2\partial_R \partial_R^\dagger \left(\Omega u'_\phi - \frac{1}{\mu_0 \rho} \frac{B_\phi^0}{R} B'_\phi \right) + D_1 \frac{1}{\mu_0 \rho} \left(B_z^0 \partial_z B'_R - \frac{2B_\phi^0}{R} B'_\phi \right). \end{aligned} \quad (16)$$

Rearranging the terms and using the definition of the operator D_1 yields

$$\begin{aligned} D_1(\partial_t - \nu D_1)u'_R - 2\Omega \partial_z^2 u'_\phi &= 2\partial_R \partial_R^\dagger \frac{1}{\mu_0 \rho} \frac{B_\phi^0}{R} B'_\phi + \frac{1}{\mu_0 \rho} B_z^0 D_1 \partial_z B'_R - \frac{1}{\mu_0 \rho} D_1 \frac{2B_\phi^0}{R} B'_\phi \\ &= \frac{1}{\mu_0 \rho} B_z^0 D_1 \partial_z B'_R - \frac{1}{\mu_0 \rho} \frac{2B_\phi^0}{R} \partial_z^2 B'_\phi. \end{aligned} \quad (17)$$

Therefore, we have separated the equations for u'_R , u'_ϕ and B'_R , B'_ϕ from the others in (9)

$$\begin{aligned} (\partial_t - \nu D_1)D_1 u'_R - 2\Omega \partial_z^2 u'_\phi &= \frac{1}{\mu_0 \rho} B_z^0 D_1 \partial_z B'_R - \frac{1}{\mu_0 \rho} \frac{2B_\phi^0}{R} \partial_z^2 B'_\phi, \\ (\partial_t - \nu D_1)u'_\phi + \frac{\kappa^2}{2\Omega} u'_R &= \frac{B_z^0}{\mu_0 \rho} \partial_z B'_\phi, \\ (\partial_t - \eta D_1)B'_R &= B_z^0 \partial_z u'_R, \\ (\partial_t - \eta D_1)B'_\phi &= B_z^0 \partial_z u'_\phi + \frac{2B_\phi^0}{R} u'_R + (R \partial_R \Omega) B'_R. \end{aligned} \quad (18)$$

Note that after introducing the stream functions for the poloidal components

$$u'_R = \partial_z \varphi, \quad u'_z = -\partial_R^\dagger \varphi, \quad B'_R = \partial_z \psi, \quad B'_z = -\partial_R^\dagger \psi, \quad (19)$$

the equations (18) extend the inviscid equations of (Liu et al. 2006) to the case $\nu \neq 0$.

We can rewrite (18) in the form of the operator matrix equation $\partial_t \tilde{E} \xi' = \tilde{H} \xi'$, where $\xi' = (u'_R, u'_\phi, B'_R, B'_\phi)^T$,

$$\tilde{E} = \begin{pmatrix} D_1 & 0 & 0 & 0 \\ 0 & 1 & 0 & 0 \\ 0 & 0 & 1 & 0 \\ 0 & 0 & 0 & 1 \end{pmatrix}, \quad \tilde{H} = \begin{pmatrix} \nu D_1^2 & 2\Omega \partial_z^2 & \frac{B_z^0}{\mu_0 \rho} D_1 \partial_z & -\frac{2B_\phi^0}{\mu_0 \rho R} \partial_z^2 \\ -\frac{\kappa^2}{2\Omega} & \nu D_1 & 0 & \frac{B_z^0}{\mu_0 \rho} \partial_z \\ B_z^0 \partial_z & 0 & \eta D_1 & 0 \\ \frac{2B_\phi^0}{R} & B_z^0 \partial_z & R \partial_R \Omega & \eta D_1 \end{pmatrix}. \quad (20)$$

The resulting multiparameter family of operator matrices equipped with boundary conditions can be investigated by numerical or perturbative (Kirillov 2010) methods. In the following we use the local WKB approximation.

2.2. Local WKB approximation

We choose a fiducial point (R_0, z_0) , around which we perform the local stability analysis (Pessah & Psaltis 2005). We expand all the background quantities in Taylor series around (R_0, z_0) and retain only the zeroth order in terms of the local coordinates $\tilde{R} = R - R_0$ and $\tilde{z} = z - z_0$ to obtain the operator matrix equation with the constant coefficients

$$\partial_t \tilde{E}_0 \xi' = \tilde{H}_0 \xi' \quad (21)$$

with

$$\tilde{E}_0 = \begin{pmatrix} D_1^0 & 0 & 0 & 0 \\ 0 & 1 & 0 & 0 \\ 0 & 0 & 1 & 0 \\ 0 & 0 & 0 & 1 \end{pmatrix}, \quad \tilde{H}_0 = \begin{pmatrix} \nu (D_1^0)^2 & 2\Omega_0 \partial_{\tilde{z}}^2 & \frac{B_z^0}{\mu_0 \rho} D_1^0 \partial_{\tilde{z}} & -\frac{2B_\phi^0}{\mu_0 \rho R_0} \partial_{\tilde{z}}^2 \\ -\frac{\kappa_0^2}{2\Omega_0} & \nu D_1^0 & 0 & \frac{B_z^0}{\mu_0 \rho} \partial_{\tilde{z}} \\ B_z^0 \partial_{\tilde{z}} & 0 & \eta D_1^0 & 0 \\ \frac{2B_\phi^0}{R_0} & B_z^0 \partial_{\tilde{z}} & \frac{\kappa_0^2}{2\Omega_0} - 2\Omega_0 & \eta D_1^0 \end{pmatrix}, \quad (22)$$

where

$$\Omega_0 = \Omega(R_0), \quad \kappa_0^2 = 2\Omega_0 \left(2\Omega_0 + R_0 \left. \frac{d\Omega}{dR} \right|_{R=R_0} \right), \quad B_\phi^0 = B_\phi^0(R_0), \quad D_1^0 = \partial_{\tilde{R}}^2 + \partial_{\tilde{z}}^2 + \frac{\partial_{\tilde{R}}}{R_0} - \frac{1}{R_0^2}. \quad (23)$$

Equation (21) is a linear PDE with the constant coefficients in the local variables (\tilde{R}, \tilde{z}) for the perturbed quantities ξ' . This is a good approximation as long as the variations \tilde{R} and \tilde{z} are small in comparison with the characteristic length scales in the radial and vertical directions, respectively (Pessah & Psaltis 2005). A solution to the equation (21) has the form of a plane wave

$$\xi' = \tilde{\xi} \exp(\gamma t + ik_R \tilde{R} + ik_z \tilde{z}), \quad \tilde{\xi} = (\tilde{u}_R, \tilde{u}_\phi, \tilde{B}_R, \tilde{B}_\phi)^T, \quad (24)$$

where $\tilde{\xi}$ is a vector of constant coefficients.

Introducing the total wave number $k^2 = k_z^2 + k_R^2$ and denoting $\alpha = k_z/k$, we find

$$D_1^0 \exp(\gamma t + ik_R \tilde{R} + ik_z \tilde{z}) = \left(-k^2 + \frac{ik_R}{R_0} - \frac{1}{R_0^2} \right) \exp(\gamma t + ik_R \tilde{R} + ik_z \tilde{z}). \quad (25)$$

In the WKB approximation we restrict the analysis to the modes with the wave numbers satisfying $k_R R_0 \gg 1$ which allows us to neglect the terms $\frac{ik_R}{R_0} - \frac{1}{R_0^2}$ in (25). In view of this, after substitution of (24) into equation (21), we arrive at the matrix eigenvalue problem

$$(H - \gamma E)\tilde{\xi} = 0, \quad (26)$$

with E as a unit matrix and $H = -\text{diag}(\omega_\nu, \omega_\nu, \omega_\eta, \omega_\eta) + H_1 + H_2$, where $\omega_\nu = \nu k^2$ and $\omega_\eta = \eta k^2$ are the viscous and resistive frequencies,

$$H_1 = \frac{i\omega_A}{\sqrt{\mu_0\rho}} \begin{pmatrix} 0 & 0 & 1 & 0 \\ 0 & 0 & 0 & 1 \\ \mu_0\rho & 0 & 0 & 0 \\ 0 & \mu_0\rho & 0 & 0 \end{pmatrix}, \quad (27)$$

$$H_2 = \begin{pmatrix} 0 & 2\Omega_0\alpha^2 & 0 & -2\omega_{A\phi}\frac{\alpha^2}{\sqrt{\mu_0\rho}} \\ -2\Omega_0 - R_0\left.\frac{d\Omega}{dR}\right|_{R=R_0} & 0 & 0 & 0 \\ 0 & 0 & 0 & 0 \\ -2\omega_{A\phi}\sqrt{\mu_0\rho} & 0 & R_0\left.\frac{d\Omega}{dR}\right|_{R=R_0} & 0 \end{pmatrix}, \quad (28)$$

and the Alfvén frequencies are

$$\omega_A^2 = \frac{k_z^2(B_z^0)^2}{\mu_0\rho}, \quad \omega_{A\phi}^2 = \frac{(B_\phi^0)^2}{\mu_0\rho R_0^2}. \quad (29)$$

Note that the matrix $-\text{diag}(\omega_\nu, \omega_\nu, \omega_\eta, \omega_\eta) + H_1$ has two double eigenvalues related to the damped Alfvén modes (Nornberg et al. 2009)

$$\gamma_{1,2} = -\frac{\omega_\nu + \omega_\eta}{2} + \sqrt{\left(\frac{\omega_\nu - \omega_\eta}{2}\right)^2 - \omega_A^2}, \quad \gamma_{3,4} = -\frac{\omega_\nu + \omega_\eta}{2} - \sqrt{\left(\frac{\omega_\nu - \omega_\eta}{2}\right)^2 - \omega_A^2}. \quad (30)$$

When $\omega_{A\phi} = 0$, $\left.\frac{d\Omega}{dR}\right|_{R=R_0} = 0$, the eigenvalues of the matrix $H_1 + H_2$ correspond to the Alfvén-inertial or Magneto-Coriolis waves (Lehnert 1954)

$$\gamma_{1,2} = i\sqrt{\omega_A^2 + \Omega_0^2\alpha^2} \pm i\alpha\Omega_0, \quad \gamma_{3,4} = -i\sqrt{\omega_A^2 + \Omega_0^2\alpha^2} \pm i\alpha\Omega_0. \quad (31)$$

Figure 1 demonstrates how rotation leads to the splitting of plane Alfvén waves into the fast and slow Magneto-Coriolis waves (Lehnert 1954). The system with purely imaginary eigenvalues (31) is marginally stable and its destabilization caused by dissipative, shear, and azimuthal magnetic field perturbations admits thus a natural interpretation as a dissipation-induced instability (Krechetnikov & Marsden 2007; Kirillov 2007; Kirillov 2009).

On the other hand, the matrix H can be considered as a result of a non-Hermitian complex perturbation $H_1 + H_2$ of a real symmetric matrix, which has two double semi-simple eigenvalues—diabolical points (Berry & Dennis 2003). This is a typical situation for the problems of wave propagation in chiral absorptive media (Keck et al. 2003; Berry & Dennis 2003; Kirillov et al. 2005) or in rotating symmetric continua (Kirillov 2009).

2.3. Dispersion relation in terms of dimensionless parameters

The stability of the propagating plane wave perturbation (25) is determined by the roots γ of the dispersion relation $P(\gamma) = \det(H - \gamma E) = 0$, where

$$P(\gamma) = \gamma^4 + a_1\gamma^3 + a_2\gamma^2 + (a_3 + ib_3)\gamma + a_4 + ib_4 = 0. \quad (32)$$

We write the coefficients of the complex polynomial (32) in the form

$$\begin{aligned} a_1 &= 2(\omega_\nu + \omega_\eta), \\ a_2 &= (\omega_\nu + \omega_\eta)^2 + 2(\omega_A^2 + \omega_\nu\omega_\eta) + \alpha^2\kappa_0^2 + 4\alpha^2\omega_{A\phi}^2, \\ a_3 &= 2(\omega_\eta + \omega_\nu)(\omega_A^2 + \omega_\eta\omega_\nu) + 2\alpha^2\kappa_0^2\omega_\eta + 4\alpha^2(\omega_\eta + \omega_\nu)\omega_{A\phi}^2, \\ a_4 &= (\omega_A^2 + \omega_\nu\omega_\eta)^2 - 4\alpha^2\omega_A^2\Omega_0^2 + \alpha^2\kappa_0^2(\omega_A^2 + \omega_\eta^2) + 4\alpha^2\omega_\nu\omega_\eta\omega_{A\phi}^2, \\ b_3 &= -8\alpha^2\Omega_0\omega_A\omega_{A\phi}, \\ b_4 &= -4\alpha^2\Omega_0\omega_A\omega_{A\phi}(2\omega_\eta + \omega_\nu) - \kappa_0^2\alpha^2\Omega_0^{-1}\omega_A\omega_{A\phi}(\omega_\eta - \omega_\nu). \end{aligned} \quad (33)$$

After scaling the spectral parameter as $\gamma = \lambda\sqrt{\omega_\nu\omega_\eta}$, we express the appropriately normalized coefficients (33) by means of the dimensionless Rossby number (Ro), magnetic Prandtl number (Pm), ratio of the Alfvén frequencies (β^*), Hartmann (Ha^*), and Reynolds (Re^*) numbers

$$\text{Ro} = \frac{1}{2} \frac{R_0}{\Omega_0} \frac{d\Omega}{dR} \Big|_{R=R_0}, \quad \text{Pm} = \frac{\nu}{\eta} = \frac{\omega_\nu}{\omega_\eta}, \quad \beta^* = \alpha \frac{\omega_{A\phi}}{\omega_A}, \quad \text{Re}^* = \alpha \frac{\Omega_0}{\omega_\nu}, \quad \text{Ha}^* = \alpha \frac{B_z^0}{k\sqrt{\mu_0\rho\nu\eta}}. \quad (34)$$

Additional transformation yields the coefficients of the dispersion relation $P(\lambda) = 0$ in a

simplified form

$$\begin{aligned}
 a_1 &= 2 \left(\sqrt{\text{Pm}} + \frac{1}{\sqrt{\text{Pm}}} \right), \\
 a_2 &= \frac{a_1^2}{4} + 2(1 + \text{Ha}^{*2}) + 4\beta^{*2}\text{Ha}^{*2} + 4\text{Re}^{*2}\text{Pm}(1 + \text{Ro}), \\
 a_3 &= a_1(1 + \text{Ha}^{*2}) + 2a_1\beta^{*2}\text{Ha}^{*2} + 8\text{Re}^{*2}(1 + \text{Ro})\sqrt{\text{Pm}}, \\
 a_4 &= (1 + \text{Ha}^{*2})^2 + 4\beta^{*2}\text{Ha}^{*2} + 4\text{Re}^{*2} + 4\text{Re}^{*2}\text{Ro}(\text{Pm}\text{Ha}^{*2} + 1), \\
 b_3 &= -8\beta^*\text{Ha}^{*2}\text{Re}^*\sqrt{\text{Pm}}, \\
 b_4 &= -4\beta^*\text{Ha}^{*2}\text{Re}^*(2 + (1 - \text{Pm})\text{Ro}).
 \end{aligned} \tag{35}$$

Therefore, we have exactly reproduced the dispersion relation of (Lakhin & Velikhov 2007; Rüdiger & Schultz 2008), which generalizes that of (Goodman & Ji 2002; Liu et al. 2006).

3. SMRI in the absence of the azimuthal magnetic field ($\beta^* = 0$)

Let us first assume $\beta^* = 0$ and study the onset of the standard magnetorotational instability (SMRI). The coefficients of the polynomial $P(\lambda)$ are then real because $b_3 = 0$ and $b_4 = 0$. We have

$$\begin{aligned}
 a_1 &= \hat{a}_1 = 2 \left(\sqrt{\text{Pm}} + \frac{1}{\sqrt{\text{Pm}}} \right), \\
 a_2 &= \hat{a}_2 = \frac{\hat{a}_1^2}{4} + 2(1 + \text{Ha}^{*2}) + 4\text{Re}^{*2}\text{Pm}(1 + \text{Ro}), \\
 a_3 &= \hat{a}_3 = \hat{a}_1(1 + \text{Ha}^{*2}) + 8\text{Re}^{*2}(1 + \text{Ro})\sqrt{\text{Pm}}, \\
 a_4 &= \hat{a}_4 = (1 + \text{Ha}^{*2})^2 + 4\text{Re}^{*2}(1 + \text{Ro}(\text{Pm}\text{Ha}^{*2} + 1)).
 \end{aligned} \tag{36}$$

Composing the Hurwitz matrix of the real polynomial $P(\lambda)$ we write the Lienard and Chipart criterion of asymptotic stability (Lienard & Chipart 1914; Marden 1966): all roots λ have $\text{Re}\lambda < 0$ if and only if

$$\hat{a}_4 > 0, \quad \hat{a}_2 > 0, \quad h_1 = \hat{a}_1 > 0, \quad h_3 = \hat{a}_1\hat{a}_1\hat{a}_3 - \hat{a}_1^2\hat{a}_4 - \hat{a}_3^2 > 0. \tag{37}$$

Explicit calculation of h_3 shows that it is a sum of squared quantities

$$h_3 = 64 \left(\text{Pm}^* \text{Re}^{*2} (\text{Ro} + 1) + \frac{\hat{a}_1^2}{16} \right)^2 + \text{Ha}^{*2} \hat{a}_1^2 \left(\frac{\hat{a}_1^2}{4} + 4\text{Re}^{*2} \right) > 0 \quad (38)$$

Therefore, the condition $h_3 > 0$ is always fulfilled.

The local definition of the Rossby number (34) allows us to vary it for the background profile $\Omega(R) = a + bR^{-2}$ changing the coefficients a and b because $\text{Ro} = -b/(aR_0^2 + b)$. On the other hand we can interpret the Rossby numbers as if they would correspond to quite general rotation profiles $\Omega(R)$, which can have, e.g., the shape $\Omega(R) \sim R^w$ (with $w = -3/2$ and $\text{Ro} = w/2 = -3/4$ for Kepler rotation).

In the following we assume $\text{Ro} \geq -1$ that corresponds to the centrifugally (Rayleigh) stable flow in the absence of the magnetic field. This reduces the conditions (37) to $\hat{a}_4 > 0$ that is equivalent to

$$\text{Ro} > \text{Ro}^c = -\frac{(1 + \text{Ha}^{*2})^2 + 4\text{Re}^{*2}}{4\text{Re}^{*2}(\text{Pm}\text{Ha}^{*2} + 1)}. \quad (39)$$

Note that in the absence of the magnetic field, $\text{Ha}^* = 0$, the inequality (39) is

$$\text{Ro} > \text{Ro}^v = -1 - \frac{1}{4\text{Re}^{*2}}, \quad (40)$$

where we define the viscous Rayleigh line Ro^v . In the inviscid limit $\text{Re}^* \rightarrow \infty$ it is reduced to the Rayleigh's centrifugal stability criterion

$$\text{Ro} > \text{Ro}^i = -1, \quad (41)$$

where Ro^i is the classical inviscid Rayleigh line.

As is seen in the Figure 2(left), there are two extrema of the function $\text{Ro}^c(\text{Ha}^*)$ at

$$\text{Ha}^*_{\text{max}} = \pm \sqrt{\frac{-1 + \sqrt{(1 - \text{Pm})^2 + 4\text{Pm}^2\text{Re}^{*2}}}{\text{Pm}}}, \quad (42)$$

which agrees with the results of (Ji et al. 2001). Triggered by the vertical magnetic field ($B_z^0 \neq 0$) at some values of Ha^* the flow becomes unstable for $\text{Ro} > -1$. It can be stabilized

again, however, with the further increase of Ha^* , which is a hallmark of the standard MRI, cf. with Figure 1 in (Ji et al. 2001).

The maximal values of the Rossby number at the peaks of the boundary of the SMRI domain are

$$\text{Ro}_{\max}^c = -\frac{4\text{Re}^{*2}\text{Pm}^2 + \left(\text{Pm} - 1 + \sqrt{(1 - \text{Pm})^2 + 4\text{Re}^{*2}\text{Pm}^2}\right)^2}{4\text{Re}^{*2}\text{Pm}^2\sqrt{(1 - \text{Pm})^2 + 4\text{Re}^{*2}\text{Pm}^2}}. \quad (43)$$

The two extrema at $\text{Ha}^*_{\max} \neq 0$ exist when the radicand in (42) is positive, that is when

$$\text{Re}^*\text{Pm} > \frac{\sqrt{(2 - \text{Pm})\text{Pm}}}{2}. \quad (44)$$

Otherwise, the unique maximum is at the origin, Figure 2(right). This condition also follows from the positiveness of the second-order coefficient in the series expansion of $\text{Ro}^c(\text{Ha}^*)$ at $\text{Ha}^* = 0$:

$$\text{Ro}^c = -\frac{1 + 4\text{Re}^{*2}}{4\text{Re}^{*2}} - \frac{2 - (4\text{Re}^{*2} + 1)\text{Pm}}{4\text{Re}^{*2}}\text{Ha}^{*2} + \dots \quad (45)$$

Setting $\text{Ro}_{\max}^c \geq -3/4$, we find the conditions for existence of the standard MRI at and above the Kepler line in terms of the magnetic Reynolds number $\text{Rm}^* = \text{Re}^*\text{Pm}$

$$\text{Rm}^* \geq \frac{2}{3}\sqrt{1 + 3\text{Pm}}. \quad (46)$$

For $\text{Pm} \ll 1$ one should have $\text{Rm}^* \geq 2/3$ to have SMRI for the Kepler flows, which leads to $\text{Re}^* \gg 1$. At such values of Re^* the following formal asymptotic expansions of $\text{Ha}^*_{\max}(\text{Re}^*)$ and $\text{Ro}_{\max}^c(\text{Re}^*)$ are valid

$$\text{Ha}^*_{\max} = \pm\sqrt{2\text{Re}^*} \mp \frac{\sqrt{2}}{4\text{Pm}\sqrt{\text{Re}^*}}, \quad \text{Ro}_{\max}^c = -\frac{1}{\text{Pm}\text{Re}^*} + \frac{1 - \text{Pm}}{2\text{Pm}^2\text{Re}^{*2}} - \frac{(1 - \text{Pm})^2}{2^3\text{Pm}^3\text{Re}^{*3}}. \quad (47)$$

The asymptotic expansion (47) gives a simple scaling law which is known to be a characteristic of SMRI

$$\text{Re}^* = \frac{1}{2}\text{Ha}^{*2}. \quad (48)$$

This equation is identical to $N^* := \text{Ha}^{*2}/\text{Re}^* = 2$ where N^* is often called interaction parameter (in technical magnetohydrodynamics) or Elsasser number (in geo- and astrophysics).

The SMRI can be interpreted as destabilization of slow Magneto-Coriolis waves (Nornberg 2008; Nornberg et al. 2009). Indeed in the presence of shear, $\text{Ro} \neq 0$, we find from the equation (32) with the coefficients (33) that in the absence of dissipation ($\omega_\nu = 0$, $\omega_\eta = 0$) the eigenvalues are

$$\gamma = \pm \sqrt{-2\Omega_0^2\alpha^2(1 + \text{Ro}) - \omega_A^2 \pm 2\Omega_0\alpha\sqrt{\Omega_0^2\alpha^2(1 + \text{Ro})^2 + \omega_A^2}}. \quad (49)$$

At the critical value $\Omega_0 = \Omega_0^c$, where

$$\Omega_0^c = -\frac{\omega_A^2}{2\alpha^2 R_0 \partial_R \Omega}, \quad (50)$$

the branches of the slow magnetic-Coriolis waves merge with the origination of the double zero eigenvalue, see Figure 1(b). Splitting of this eigenvalue yields positive real eigenvalues, see Figure 1(c). Note that the SMRI threshold (50) is equivalent to

$$\text{Ro} = -\frac{\text{Ha}^{*2}}{4\text{Re}^{*2}\text{Pm}} \quad (51)$$

that follows from (39) when $\text{Ha}^* \rightarrow \infty$.

4. HMRI in the presence of an azimuthal magnetic field ($\beta^* \neq 0$)

The fact that an additional azimuthal field changes the character of the MRI drastically had been detected by Knobloch as early as 1992 (Knobloch 1992). He had shown that in this case the instability appears in form of a travelling wave (see also (Knobloch 1996)). However, the difference in the scaling behaviour for small Pm between standard and helical MRI was worked out only recently (Hollerbach & Rüdiger 2005), and is still the subject

The Bilharz stability conditions (Bilharz 1944; Marden 1966) require positiveness of all diagonal even-ordered minors of B

$$\begin{aligned}
 m_1 &= a_3 a_4 + b_3 b_4 > 0, \\
 m_2 &= (a_2 a_3 - a_1 a_4) m_1 - a_2^2 b_4^2 > 0, \\
 m_3 &= (a_1 a_2 - a_3) m_2 - (a_1^2 a_4 a_2 + (a_1 b_3 - b_4)^2) m_1 + a_1 a_4 (b_4 a_2 (2b_4 - a_1 b_3) + a_1^2 a_4^2) > 0, \\
 m_4 &= a_1 m_3 - a_1 a_3 m_2 + (a_3^3 + a_1^2 b_4 b_3 - 2a_1 b_4^2) m_1 + a_1 b_4^2 a_4 (a_1 a_2 - a_3) - b_4^2 a_3^2 a_2 + b_4^4 > 0.
 \end{aligned} \tag{54}$$

The inequalities (54) determine the stability condition of the general dispersion relation (52) in the presence of both vertical (B_z^0) and azimuthal (B_ϕ^0) components of the magnetic field.

We first note that for $\beta^* = 0$ the stability conditions (54) are reduced to the stability condition $\hat{a}_4 > 0$ that was derived in the previous section. Indeed, with $\beta^* = 0$ the coefficients b_3 and b_4 vanish to zero, which yields

$$m_1 = \hat{a}_4 \hat{a}_3, \quad m_2 = \hat{a}_4 \hat{a}_3 (\hat{a}_2 \hat{a}_3 - \hat{a}_1 \hat{a}_4), \quad m_3 = \hat{a}_4 (\hat{a}_2 \hat{a}_3 - \hat{a}_1 \hat{a}_4) h_3, \quad m_4 = \hat{a}_4 h_3^2. \tag{55}$$

In view of $\hat{a}_3 > 0$ and $h_3 > 0$ it remains to check the sign of the expression $\hat{a}_2 \hat{a}_3 - \hat{a}_1 \hat{a}_4$. Explicit calculation yields

$$\begin{aligned}
 \frac{\hat{a}_2 \hat{a}_3 - \hat{a}_1 \hat{a}_4}{2} &= \frac{(4\text{PmRe}^{*2}(\text{Ro} + 1) + \text{Pm} + \text{Ha}^{*2} + 2)^2 \text{Pm}}{\text{Pm}\sqrt{\text{Pm}}} \\
 &+ \frac{(4\text{Re}^{*2} \text{Pm}^2 + 1)(\text{Pm} + 1)\text{Ha}^{*2} + \text{Pm}^2 \text{Ha}^{*2}(\text{Ha}^{*2} + 3 + \text{Pm}) + 1}{\text{Pm}\sqrt{\text{Pm}}} > 0.
 \end{aligned} \tag{56}$$

Therefore, for $\beta^* = 0$ the conditions (55) are reduced to the inequality $\hat{a}_4 > 0$ that determines the stability domain that is adjacent to the domain of SMRI.

In Figure 3 we plot the boundary (39) of SMRI domain to compare it with the domain of HMRI given by the inequalities (54). We see that the domain $m_4 > 0$ is an intersection of all the domains $m_i > 0$, $i = 1, 2, 3, 4$. Thus, the region of HMRI, shown by dark grey

in Figure 3, is adjacent to the domain $m_4 > 0$. Although this fact is not a proof that the inequalities (54) are reduced to the last one, our numerical computations of the domains and of the roots of the dispersion relation as well as the analysis of the inductionless approximation in the next section confirm that $m_4 = 0$ is the boundary of HMRI domain.

4.2. Inductionless approximation

As it was first observed in (Priede et al. 2007), a remarkable feature of HMRI is that it leads to destabilization, even in the limit $\text{Pm} \rightarrow 0$, for some $\text{Ro} > -1$, although not until the Kepler profile ($\text{Ro} = -0.75$). Below we prove this.

Let us consider the Rossby number as a function of the magnetic Prandtl number and fix all other parameters. Substituting $\text{Ro} = a + b\text{Pm} + \dots$ into the equation $m_4 = 0$ and collecting the terms with the identical powers of Pm , we find the quadratic equation on the coefficient a , which can be exactly solved. Therefore, in the limit $\text{Pm} \rightarrow +0$ there are two branches of the function $\text{Ro}(\text{Ha}^*, \text{Re}^*, \beta^*)$: a positive one ($\text{Ro}^+ > 0$) and a negative one ($\text{Ro}^- < 0$)

$$\begin{aligned} & \text{Ro}^\pm \\ = & \frac{(1+\text{Ha}^{*2})^2 + 4\beta^{*2}\text{Ha}^{*2}(1+\beta^{*2}\text{Ha}^{*2})}{2\beta^{*2}\text{Ha}^{*4}} \\ \pm & \frac{(2\beta^{*2}\text{Ha}^{*2} + \text{Ha}^{*2} + 1) \sqrt{(1+\text{Ha}^{*2})^2 + 4\beta^{*2}\text{Ha}^{*2}(1+\beta^{*2}\text{Ha}^{*2}) + \frac{\text{Ha}^{*4}\beta^{*2}}{\text{Re}^{*2}} \left((1+\text{Ha}^{*2})^2 + 4\beta^{*2}\text{Ha}^{*2} \right)}}{2\text{Ha}^{*4}\beta^{*2}}. \end{aligned} \quad (57)$$

When $\beta^* \rightarrow +0$ the function Ro^+ tends to infinity while for Ro^- we get

$$\lim_{\beta^* \rightarrow +0} \text{Ro}^- = -1 - \frac{(1 + \text{Ha}^{*2})^2}{4\text{Re}^{*2}}. \quad (58)$$

The expression (58) can also be obtained as a limit of Ro^c defined in (39) when $\text{Pm} \rightarrow +0$.

Calculating the derivative $\frac{\partial \text{Ro}^-}{\partial \text{Re}^*}$ we find that it is strictly positive for all $\text{Re}^* \in (0, +\infty)$

$$\begin{aligned} & \frac{\partial \text{Ro}^-}{\partial \text{Re}^*} \\ = & \frac{(1 + \text{Ha}^{*2})^3 + \beta^{*2} \text{Ha}^{*2} (6 + 8\text{Ha}^{*2} + 2\text{Ha}^{*4} + 8\beta^{*2} \text{Ha}^{*2})}{2\text{Re}^{*2} \sqrt{\text{Re}^{*2} ((1 + \text{Ha}^{*2})^2 + 4\beta^{*2} \text{Ha}^{*2} (1 + \beta^{*2} \text{Ha}^{*2}))} + \text{Ha}^{*4} \beta^{*2} ((1 + \text{Ha}^{*2})^2 + 4\beta^{*2} \text{Ha}^{*2})} \\ > & 0. \end{aligned} \quad (59)$$

Consequently, the maximal value of $\text{Ro}^- < 0$ is attained when $\text{Re}^* \rightarrow +\infty$. In this limit the function $\text{Ro}^-(\beta^*)$ has a maximum

$$\text{Ro}_{\max}^-(\text{Ha}^*) = \max_{\beta^*} \lim_{\text{Re}^* \rightarrow +\infty} \text{Ro}^- = -\frac{-\text{Ha}^{*2} - 2 + \sqrt{4 + 6\text{Ha}^{*2} + 2\text{Ha}^{*4}}}{2\text{Ha}^{*2}} \quad (60)$$

at

$$\beta_{\max}^*(\text{Ha}^*) = \frac{\sqrt{2 + 2\text{Ha}^{*2}}}{2\text{Ha}^*}. \quad (61)$$

Since the derivative of the function $\text{Ro}_{\max}^-(\text{Ha}^*)$ is strictly positive for all $\text{Ha}^* > 0$

$$\frac{d\text{Ro}_{\max}^-(\text{Ha}^*)}{d\text{Ha}^*} = 4 \frac{3\text{Ha}^{*2} + 4 - 2\sqrt{4 + 6\text{Ha}^{*2} + 2\text{Ha}^{*4}}}{\text{Ha}^{*3} \sqrt{4 + 6\text{Ha}^{*2} + 2\text{Ha}^{*4}}} > 0 \quad (62)$$

we conclude that the global maximum of the function $\text{Ro}^-(\text{Ha}^*, \text{Re}^*, \beta^*)$ coincides with the maximal value of $\text{Ro}_{\max}^-(\text{Ha}^*)$, which is attained at $\text{Ha}^* \rightarrow +\infty$ and is therefore

$$\max_{\text{Ha}^*, \text{Re}^*, \beta^*} \text{Ro}^- = \max_{\text{Ha}^*} \text{Ro}_{\max}^-(\text{Ha}^*) = 2 - 2\sqrt{2} \simeq -0.8284, \quad (63)$$

being exactly the same value that was found in the highly resistive inviscid limit in (Liu et al. 2006). The corresponding optimal value of β^* in the limit $\text{Ha}^* \rightarrow +\infty$ is

$$\beta_{\max}^* = \frac{\sqrt{2}}{2} \simeq 0.7071. \quad (64)$$

Note that numerical maximization of Ro frequently leads to the extrema corresponding to the values of $\beta^* \simeq 0.7$ even for $\text{Pm} \neq 0$.

Extending the inviscid result of (Liu et al. 2006) we establish that in the inductionless approximation ($\text{Pm} = 0$) the upper bound for HMRI is

$$\text{Ro}^-(\text{Ha}^*, \text{Re}^*, \beta^*) < 2 - 2\sqrt{2} \simeq -0.8284. \quad (65)$$

Proceeding similarly, we find that

$$\text{Ro}^+(\text{Ha}^*, \text{Re}^*, \beta^*) > 2 + \sqrt{2} \simeq 4.8284, \quad (66)$$

where the minimum is attained at the same extremal value of β^* given by (64). The lower bound (66) for Ro^+ exactly coincides with that found in (Liu et al. 2006) in the highly resistive inviscid limit by analyzing the roots of the dispersion relation. However, it should be noticed that the character of this Ro^+ is still unclear. Since up to present we have not obtained any corresponding result from a 1D global eigenvalue solver, it remains to be checked if this result is an artefact of the short wavelength approximation.

Anyway, quite in accordance with (Lakhin & Velikhov 2007; Liu et al. 2007) we conclude that in the inductionless approximation there is no HMRI for

$$2 - 2\sqrt{2} < \text{Ro}(\text{Ha}^*, \text{Re}^*, \beta^*) < 2 + 2\sqrt{2}, \quad (67)$$

which excludes HMRI for the Kepler law and for other shallower velocity profiles.

Finally, we would like to find a scaling law for HMRI to compare it with that of SMRI (48). The HMRI scaling law for the maximum of the critical Rossby number at infinity (which works well, however, starting from $\text{Ha}^* \simeq 3$) reads

$$\text{Re}^* = \left(1 + \frac{\sqrt{2}}{2}\right) \text{Ha}^{*3}. \quad (68)$$

In terms of the interaction parameter, this can be rewritten as $\text{N}^*\text{Ha}^* = 1/(1 + \sqrt{2}/2)$.

This scaling is rather different from the scaling of SMRI (Eq. 45).

4.3. HMRI in the case when $\text{Pm} \neq 0$

In the previous section we have confirmed that for $\text{Pm} = 0$, HMRI does not work for Keplerian flows, at least according to the WKB approximation. Nevertheless, Hollerbach and Rüdiger had shown that it does when considered as an eigenvalue problem, provided that at least one of the radial boundary is conducting (Rüdiger & Hollerbach 2007).

In this section we analyze the dispersion relation without the simplifying assumption that $\text{Pm} = 0$. As it follows from the equation (39), in the absence of the azimuthal component of the magnetic field ($\beta^* = 0$) there is no SMRI for $\text{Pm} < \text{Pm}^c$, where at the threshold

$$\text{Pm} = \text{Pm}^c := -\frac{(1 + \text{Ha}^{*2})^2 + 4\text{Re}^{*2}(1 + \text{Ro})}{4\text{RoRe}^{*2}\text{Ha}^{*2}}. \quad (69)$$

The SMRI in this case develops when $\text{Pm} > \text{Pm}^c$. In Figure 5 the threshold (69) is shown by the dashed line.

4.3.1. First scenario of HMRI excitation

When the azimuthal magnetic field is switched on ($\beta^* \neq 0$), the instability threshold Pm^c depends on β^* . At small values of β^* the threshold slightly increases so that the boundary of the domain of instability bends to the right of the dashed line in the (Pm, β^*) -plane, see Figure 5. The behavior of the instability boundary with further increase of β^* is determined by the Rossby number.

For Rossby numbers close to $\text{Ro} = -1$ the instability boundary at some $\beta^* \neq 0$ bends to the left, crosses the dashed line and forms a "semi-island" of instability with its center located close to $\beta^* = \frac{\sqrt{2}}{2}$, Figure 5(a). This enlargement of the instability domain on the left of the dashed line is entirely a consequence of significant helicity of the magnetic field. Although the whole grey area of instability in Figure 5(a) is of course the region of

the helical magneto-rotational instability (HMRI), the main interesting effect of non-zero helicity is the excitation of instability at small and even infinitesimally small values of Pm in the range where SMRI is not possible. With the increase of Ro the specific effect of β^* becomes even more pronounced with the bifurcation of the instability domain to the isolated region (island) that lies on the left of the dashed line and to the "continent" on the right of it, Figure 5(b,c). The island of HMRI illustrates both the destabilizing role of the azimuthal magnetic field component and the non-triviality of inducing HMRI below the threshold (69) at small negative values of the Rossby number ($\text{Ro} > -1$). For these reasons, we propose to refer to the instability for $\beta^* \neq 0$ on the left of the dashed line as the *essential HMRI* and that on the right as the *helically modified SMRI*.

Despite the apparent discontinuities in the (β^*, Ro) -plane, the three-dimensional domain of HMRI in the $(\beta^*, \text{Pm}, \text{Ro})$ -space has a smooth boundary given by the expression $m_4 = 0$, Figure 6(a). As it is seen in Figure 6(a), the function $\text{Ro}^c(\text{Pm}, \beta^*)$ has local extrema at some $\text{Pm} \neq 0$, yielding regions of HMRI that are separated from each other in the plane (Pm, β^*) , Figure 5(b,c). Since the maximum is attained at small but finite values of Pm , the corresponding boundary of HMRI in the (β^*, Ro) -plane at $\text{Pm} \neq 0$ can exceed that in the inductionless limit (an instability induced by the viscosity $\omega_\nu \neq 0$) and, moreover, the limiting bound $\text{Ro} = 2 - 2\sqrt{2}$, as is clearly seen in Figure 6. The one-dimensional slices in the (β^*, Ro) -plane converge however to the region of the inductionless HMRI when $\text{Pm} \rightarrow 0$. Therefore, in comparison to the inductionless limit, for $\text{Pm} \neq 0$ we obtain higher values of the maximal Rossby numbers corresponding to the excitation of HMRI—a quite promising similarity of this local WKB analysis with the observation of HMRI for Keplerian flows with conducting boundaries in (Rüdiger & Hollerbach 2007). In Figure 7, the evolution of the stability boundaries in the (Pm, Re^*) -plane with the increase of β^* demonstrates the details of the mechanism of reduction of the critical Reynolds number, which is another important characteristic of HMRI.

To clarify the nature of HMRI and SMRI and their relation to each other we inspect now the roots of the dispersion relation as functions of Pm . Series expansions of the roots in the vicinity of $Pm = 0$ at $\beta^* = 0$ yield

$$\begin{aligned}\lambda_{1,3} &= \left[-1 - Ha^{*2} \pm 2Re^* \sqrt{-(1 + Ro)} \right] \sqrt{Pm} + o(Pm^{1/2}), \\ \lambda_{2,4} &= -\frac{1}{\sqrt{Pm}} + Ha^{*2} \sqrt{Pm} + o(Pm^{1/2})\end{aligned}\quad (70)$$

Therefore, two eigenvalues $\lambda_{1,3}$ branch from zero and the other two $\lambda_{2,4}$ branch from minus infinity. The eigenvalues $\lambda_{2,4}$ are real and negative, whereas the eigenvalues $\lambda_{1,3}$ are real in the vicinity of the origin for $Ro \leq -1$ and complex otherwise with the frequency

$$\omega = 2\Omega_0 \frac{k_z}{k} \sqrt{Ro + 1}.$$

The eigenvalues $\lambda_{1,3}$ correspond to inertial waves with $\omega = \omega_C := 2\Omega_0 k_z/k$, if we assume rotation without shear ($Ro = 0$) and without damping, see e.g. (Nornberg et al. 2009).

In the particular case, when $\beta^* = 0$ and $Ro = -1$ the dispersion equation is exactly solved

$$\begin{aligned}\lambda_{1,2} &= \frac{-Pm - 1 \pm \sqrt{(Pm - 1)^2 - 4PmHa^*(Ha^* - 2\sqrt{Pm})Re^*}}{2\sqrt{Pm}}, \\ \lambda_{3,4} &= \frac{-Pm - 1 \pm \sqrt{(Pm - 1)^2 - 4PmHa^*(Ha^* + 2\sqrt{Pm})Re^*}}{2\sqrt{Pm}}.\end{aligned}\quad (71)$$

The eigenvalues (71) are real near the origin, because $Ro = -1$

$$\begin{aligned}\lambda_{1,3} &= -\sqrt{Pm} - Ha^{*2} \sqrt{Pm} \pm 2Re^* Ha^* Pm + o(Pm), \\ \lambda_{2,4} &= -\frac{1}{\sqrt{Pm}} + Ha^{*2} \sqrt{Pm} \mp 2Re^* Ha^* Pm + o(Pm).\end{aligned}\quad (72)$$

Equating the first of the equations (71) or (72) to zero we reproduce the expression for the threshold (69) at $Ro = -1$.

In another particular case, when $\beta^* = 0$, $\text{Re}^* = 0$, and $\text{Ro} = 0$ the exact solution to the dispersion equation is two double eigenvalues

$$\lambda = -\frac{1}{2} \left(\sqrt{\text{Pm}} + \frac{1}{\sqrt{\text{Pm}}} \right) \pm \sqrt{\frac{1}{4} \left(\sqrt{\text{Pm}} - \frac{1}{\sqrt{\text{Pm}}} \right)^2 - \text{Ha}^{*2}}$$

that are expressed in terms of the viscous, resistive, and Alfvén frequencies in (30).

Consider the eigenvalues corresponding to the values of parameters of Figure 5. Since $\text{Ro} = -0.85 > -1$, there are two real and two complex branches of eigenvalues $\lambda = \lambda(\text{Pm})$ at $\beta^* = 0$, see Figure 8(a). One of the real branches that comes from minus infinity changes its sign at the threshold (69) and excites SMRI with zero eigenfrequency. Due to the large negative values of the real eigenvalues of the critical branch, there is no way to destabilize the flow at small Pm. However, new opportunities for destabilization occur with the increase of β^* that is accompanied by the qualitative change in the configuration of the eigenvalue branches.

When the azimuthal component of the magnetic field is switched on, the real eigenvalues of the critical branch get complex increments, Figure 8(b,c). With the increase of β^* , this critical real branch deforms and interacts with a stable complex one of an inertial wave until at $\beta^* \simeq 0.084$ they merge at a point with the origination of the double complex eigenvalue with the Jordan block known as an exceptional point or EP (Berry 2004; Mailybaev et al. 2005), see Figure 8(b). Notice that another exceptional point corresponds to negative β^* . With the further increase of β^* this configuration bifurcates into a new one, where parts of the stable and unstable branches are interchanged, Figure 8(c). The new critical eigenvalue branch consists of complex eigenvalues that demonstrate the typical generalized crossing scenario near an EP (Or 1991; Keck et al. 2003), when real parts avoid crossing while imaginary ones cross and vice versa Figure 8(c).

In Figure 9 the "surgery" of eigenvalue branches is clearly seen in the complex $(\text{Im}\lambda, \text{Re}\lambda)$ -plane. Although "on the surface" (for $\text{Re}(\lambda) > 0$) nothing special happens, the

deep reason for the exchange of the fragments between the branches is "hidden" in the $\text{Re}(\lambda) < 0$ region at some finite value of Pm where an EP is formed, see Figure 9(c). The critical branch that was responsible for SMRI leaves its stable "tail" coming from minus infinity (Figure 9(a,b)) and instead "catches" a fragment of a stable branch of complex eigenvalues with small real parts that comes from zero (Figure 9(d-f)). This re-arranged branch of complex eigenvalues is much more prone to instabilities at low Pm than the original critical one as the further increase of β^* confirms. Indeed, the negative real parts become smaller and around $\beta^* = 0.7$ there appears a new interval of HMRI at those values of Pm , at which SMRI did not exist, see Figure 10(a). This interval exactly corresponds to the island of HMRI shown in Figure 5(b,c). We note here that the numerical calculation of the roots of the dispersion relation confirms the boundaries of the regions of HMRI given by the Bilharz criterion: $m_4 = 0$.

The hidden exceptional point governs transfer of instability between the branch of (helically modified) SMRI and a complex branch of the inertial wave that after interaction becomes prone to destabilization. This qualitative effect explains why switching the azimuthal component of the magnetic field on we get HMRI as a travelling wave whereas SMRI was a stationary instability. Moreover, as Figure 10(c) shows, the new critical branch is characterized by a broad band of unstable frequencies while the tail of the branch responsible for SMRI corresponds to a more sharply selected unstable frequency which is close to zero at $\beta^* \neq 0$.

The above observations are in agreement with the observation of Liu et al. (2006) that, in contrast to SMRI, which is a destabilized slow Magneto-Coriolis wave, HMRI is a weakly destabilized inertial oscillation. Further results on interpretation of the HMRI as an unstable MHD-wave as well as on its relation to the dissipation-induced instabilities will be published elsewhere (Fukumoto et al.).

4.3.2. *Second scenario of HMRI excitation*

The remarkable complexity of the phenomenon of HMRI manifests itself in different scenarios of destabilization. It turns out, that the transition from SMRI to HMRI through the exceptional point is not the only way to instabilities at low magnetic Prandtl numbers. At higher values of Re^* and Ha^* , in the presence of the azimuthal magnetic field the inertial wave can become unstable without mixing with the critical SMRI branch.

In contrast to the scenario of the first type when one mixed complex branch becomes unstable at different intervals of Pm and causes both the essential HMRI and the helically modified SMRI, in the new situation the inertial wave causes the excitation of the essential HMRI and the critical real branch remains responsible for the helically modified SMRI, as is clearly seen in Figure 11.

Most surprisingly, the inertial wave branch can become unstable twice with the increase of β^* . The first time this happens in the vicinity of $\beta_1^* = \frac{1}{2}\sqrt{2} \simeq 0.707$, see Figure 11(b), then—in the neighborhood of $\beta_2^* = \frac{3}{2}\sqrt{2} \simeq 2.121$, as is visible in Figure 11(c). In the (Pm, β^*) -plane this yields two islands of the essential HMRI that coexist with the continent of the helically modified SMRI, Figure 12(a). The real parts of the unstable branches shown in black and grey in Figure 13 correspond to the first and second essential HMRI islands and to the continent of the helically modified SMRI, respectively.

The difference between the two HMRI scenarios is visible also in the other parameter planes. For example, in (Ha^*, Ro) -plane the domain of HMRI developed by the first scenario and corresponding to the HMRI-island of Figure 12(c) has an SMRI-like form with two peaks, see Figure 12(d). The second HMRI excitation scenario leads to the inclusions of the essential HMRI in the helically modified SMRI domain, Figure 12(b). Although the islands in Figure 12(a) and Figure 12(c) look similar, the former are slices of the two three-dimensional domains that intersect each other along an edge, while the latter are

slices of the same smooth three-dimensional region of instability, cf. Figure 6(a).

5. Conclusions

The helical magnetorotational instability is a more complicated phenomenon than the standard one. We found evidences that HMRI can be identified with the destabilization of an inertial wave in contrast to SMRI that is a destabilized slow Magneto-Coriolis wave. We established two scenarios of transition from SMRI to HMRI: the first one is accompanied by the origination of a spectral exceptional point and a transfer of instability between modes while in the second scenario two independent eigenvalue branches become unstable. We distinguish between the essential HMRI that is characterized by small magnetic Prandtl numbers at which SMRI is not possible, smaller growth rates than SMRI, and by non-zero frequencies and the helically modified SMRI which is caused by a small perturbation of the unstable real eigenvalue branch and is thus characterized by high growth rates, small frequency and relatively high magnetic Prandtl numbers within the usual range of SMRI. With the use of the Bilharz stability criterion we established explicit expressions for the stability boundary and proved rigorously the bounds on the critical Rossby number for HMRI in the inductionless limit ($Pm = 0$). Nevertheless, we revealed that for $Pm \neq 0$ these bounds can be easily exceeded—an indicator in favor of the HMRI for small negative Rossby numbers. Finally, we found that for small negative Rossby numbers the essential HMRI forms separated islands that can coexist simultaneously in the (Pm, β^*) -plane.

The work of O.N.K. has been supported by the research grant DFG HA 1060/43-1. The work of F.S. has been supported by the German Leibniz Gemeinschaft within its SAW programme. F.S. likes also to thank G. Gerbeth, R. Hollerbach, J. Priede and G. Rüdiger for many stimulating discussions.

A. Linearization with respect to non-axisymmetric perturbations

We linearize equations (1)-(3) in the vicinity of the stationary solution (4)-(7) assuming general perturbations $\mathbf{u} = \mathbf{u}_0 + \mathbf{u}'$, $p = p_0 + p'$, and $\mathbf{B} = \mathbf{B}_0 + \mathbf{B}'$ and leaving only the terms of first order with respect to the primed quantities. With the notation (Goodman & Ji 2002; Liu et al. 2006)

$$\partial_t = \frac{\partial}{\partial t}, \quad \partial_\phi = \frac{\partial}{\partial \phi}, \quad \partial_R = \frac{\partial}{\partial R}, \quad \partial_z = \frac{\partial}{\partial z}, \quad \partial_R^\dagger = \partial_R + \frac{1}{R}, \quad D = \partial_R^\dagger \partial_R + \frac{1}{R^2} \partial_\phi^2 + \partial_z^2 \quad (\text{A1})$$

we write the linearized equations in cylindrical coordinates, cf. (Goodman & Ji 2002; Pessah & Psaltis 2005; Liu et al. 2006)

$$\begin{aligned}
(\partial_t - \nu D)u'_R - 2\Omega u'_\phi + \Omega \partial_\phi u'_R &= -\frac{1}{\rho} \left[\partial_R p' + \frac{1}{\mu_0} \left(B_z^0 \partial_R B'_z + B_\phi^0 \partial_R B'_\phi - \frac{B_\phi^0}{R} B'_\phi \right) \right] \\
&+ \frac{1}{\mu_0 \rho} \left(B_z^0 \partial_z B'_R + \frac{B_\phi^0}{R} \partial_\phi B'_R - 2 \frac{B_\phi^0}{R} B'_\phi \right) \\
&- \nu \left(\frac{u'_R}{R^2} + \frac{2}{R^2} \partial_\phi u'_\phi \right), \\
(\partial_t - \nu D)u'_\phi + \frac{\kappa^2}{2\Omega} u'_R + \Omega \partial_\phi u'_\phi &= -\frac{1}{\rho R} \left[\partial_\phi p' + \frac{1}{\mu_0} (B_z^0 \partial_\phi B'_z + B_\phi^0 \partial_\phi B'_\phi) \right] \\
&+ \frac{1}{\mu_0 \rho} \left(B_z^0 \partial_z B'_\phi + \frac{B_\phi^0}{R} \partial_\phi B'_\phi \right) + \nu \left(\frac{2}{R^2} \partial_\phi u'_R - \frac{u'_\phi}{R^2} \right), \\
(\partial_t - \nu D)u'_z + \Omega \partial_\phi u'_z &= -\frac{1}{\rho} \left[\partial_z p' + \frac{1}{\mu_0} (B_z^0 \partial_z B'_z + B_\phi^0 \partial_z B'_\phi) \right] \\
&+ \frac{1}{\mu_0 \rho} \left(B_z^0 \partial_z B'_z + \frac{B_\phi^0}{R} \partial_\phi B'_z \right), \\
(\partial_t - \eta D)B'_R &= \frac{B_\phi^0}{R} \partial_\phi u'_R - \Omega \partial_\phi B'_\phi + B_z^0 \partial_z u'_R - \eta \left(\frac{B'_R}{R^2} + \frac{2}{R^2} \partial_\phi B'_\phi \right), \\
(\partial_t - \eta D)B'_\phi &= B_z^0 \partial_z u'_\phi - B_\phi^0 \partial_z u'_z - B_\phi^0 \partial_R u'_R - u'_R \partial_R B_\phi^0 \\
&+ u_\phi^0 \partial_R B'_R + u_\phi^0 \partial_z B'_z + B'_R \partial_R u_\phi^0 \\
&+ \eta \left(\frac{2}{R^2} \partial_\phi B'_R - \frac{B'_\phi}{R^2} \right), \\
(\partial_t - \eta D)B'_z &= -B_z^0 \partial_R u'_R - \frac{B_z^0}{R} u'_R - \frac{B_z^0}{R} \partial_\phi u'_\phi - \Omega \partial_\phi B'_z + \frac{B_\phi^0}{R} \partial_\phi u'_z, \\
0 &= \partial_R^\dagger u'_R + \frac{1}{R} \partial_\phi u'_\phi + \partial_z u'_z, \\
0 &= \partial_R^\dagger B'_R + \frac{1}{R} \partial_\phi B'_\phi + \partial_z B'_z. \tag{A2}
\end{aligned}$$

REFERENCES

- Balbus, S. A. 2009, Magnetorotational instability, *Scholarpedia*, 4(7), 2409.
- Balbus, S. A. & Hawley, J. F. 1991, *ApJ*, 376, 214.
- Balbus, S. A. & Henri, P. 2008, *ApJ* 674, 408.
- Berry, M.V. 2004, *Czech. J. Phys.* 54, 1039.
- Berry, M. V. & Dennis, M. R. 2003, *Proc. R. Soc. Lond. A.* 459, 1261.
- Bilharz, H. 1944, *Z. Angew. Math. Mech.* 24, 77.
- Chandrasekhar, S. 1960, *Proc. Natl. Acad. Sci.*, 46, 253.
- Dubrulle, B., Marie, L., Normand, Ch., Richard, D., Hersant, F., & Zahn, J.-P. 2005, *Astron. Astrophys.* 429, 1.
- Fukumoto, Y., Kirillov, O. N., & Stefani, F. (in preparation)
- Goodman, J. & Ji, H. 2002, *J. Fluid Mech.*, 462, 365.
- Hollerbach, R., & Rüdiger, G. 2005, *Phys. Rev. Lett.* 95, 124501.
- Hollerbach, R., Teeluck, V. & Rüdiger, G. 2009, *Phys. Rev. Lett.*, submitted (arXiv:0910.0206)
- Ji, H., Goodman, G., & Kageyama, J. A. 2001, *MNRAS*, 325, L1.
- Ji, H. T., Burin, M, Schartman, E. & Goodman, J. 2006, *Nature*, 444, 343
- Keck, F., Korsch, H.-J., & Mossmann, S. 2003, *J. Phys. A: Math. Gen.* 36, 2125.
- Kirillov, O. N., Mailybaev, A. A., & Seyranian, A. P. 2005, *J. Phys. A: Math. Gen.*, 38(24), 5531.

- Kirillov, O. N. 2007, *Int. J. of Non-Linear Mech.* 42(1), 71.
- Kirillov, O. N. 2009, *Proc. R. Soc. A*, 465, 2703.
- Kirillov, O. N. 2010, *Z. Angew. Math. Phys.* 61(2), doi 10.1007/s00033-009-0032-0
- Knobloch, E. 1992, *MNRAS*, 255, P25.
- Knobloch, E. 2001, *Phys. Fluids* 8, 1446.
- Krechetnikov, R. & Marsden, J. E. 2007, *Rev. Mod. Phys.* 79, 519.
- Lakhin, V. P. & Velikhov, E. P. 2007, *Phys. Lett. A*, 369, 98.
- Lehnert, B. 1954, *Astrophysical Journal*, 119, 647.
- Lienard, A. & Chipart, H. 1914, *J. Math. Pures Appl.* 10, 291.
- Liu, W., Goodman, J., Herron, I., & Ji, H. 2006, *Phys. Rev. E.*, 74, 056302.
- Liu, W., Goodman, J., & Ji, H. 2007, *Phys. Rev E*, 76, 016310.
- Liu, W. 2008, *ApJ*, 684, 515.
- Liu, W. 2009, *ApJ*, 692, 998.
- Mailybaev, A.A., Kirillov, O.N., Seyranian, A.P. 2005, *Phys. Rev. A* 72, 014104
- Marden, M. 1966, *Geometry of polynomials. Second edition. Mathematical Surveys, No. 3*
American Mathematical Society, Providence, R.I. xiii+243 pp.
- Noguchi, K., Pariev, V. I., Colgate, S. A., Beckley, H. F., & Nordhaus, J. 2002, *ApJ*, 575,
1151.
- Nornberg, M. 2008, *Bull. Amer. Phys. Soc.*, 53(14), GI2.00003.

- Nornberg, M.D., Ji, H., Schartman, E., Roach, A., & Goodman, J. 2009, Observation of magnetocoriolis waves in a liquid metal Taylor-Couette experiment, PPPL-4448, 14 p.
- Or, A. C. 1991, *Quart. J. Mech. Appl. Math.* 44(4), 559.
- Pessah, M. E. & Psaltis, D. 2005, *ApJ*, 628, 879.
- Priede, J., Grants, I. & Gerbeth, G. 2007, *Phys. Rev. E*, 75, 047303.
- Priede, J. & Gerbeth, G. 2009, *Phys. Rev. E*, 79, 046310.
- Roberts, P. H. & Loper, D. E. 1979, *J. Fluid Mech.* 90, 641.
- Rosner, R., Rüdiger, G., & Bonanno, A., eds. 2004, *AIP Conf. Proc.* 733, *MHD Couette flows: Experiments and Models* (New York: AIP)
- Rüdiger, G., Hollerbach, R., Schultz, M., & Shalybkov, D. A. 2005, *Astron. Nachr.* 326, 409.
- Rüdiger, G., Hollerbach, R., Stefani, F., Gundrum, Th., Gerbeth, G., & Rosner, R. 2006, *AJ*, 649, L145.
- Rüdiger, G. & Hollerbach, R. 2007, *Phys. Rev. E.*, 76, 068301.
- Rüdiger, G. & Schultz, M. 2008, *Astron. Nachr.*, 329, 659.
- Rüdiger, G., Hollerbach, R., Schultz, M., & Shalybkov, D. A. 2008, *Astron. Nachr.* 329, 659.
- Sisan, D. R., Mujica, N., Tillotson, W. A., Huang, Y. M. Dorland, W., Hassam, A. B., Antonsen, T. M., & Lathrop, D. P. 2004, *Phys. Rev. Lett.* 93, 114502.

- Stefani, F., Gundrum, Th., Gerbeth, G., Rüdiger, G., Schultz, M., Szklarski, J., & Hollerbach, R. 2006, *Phys. Rev. Lett.*, 97, 184502.
- Stefani, F., Gundrum, Th., Gerbeth, G., Rüdiger, G., Szklarski, J., & Hollerbach, R. 2007, *New J. Phys.*, 9, 295.
- Stefani, F., Gailitis, A., & Gerbeth, G. 2008, *Z. Angew. Math. Mech.*, 88, 930.
- Stefani, F., Gerbeth, G., Gundrum, Th., Szklarski, J., Rüdiger, G., Hollerbach R. 2008, *Astron. Nachr.* 329, 652.
- Stefani, F., Gerbeth, G., Gundrum, Th., Szklarski, J., Rüdiger, G., & Hollerbach, R. 2009, *Magnetohydrodynamics*, 45, 135.
- Stefani, F., Gerbeth, G., Gundrum, T., Hollerbach, R., Priede, J., Rüdiger, G., & Szklarski, J. 2009, *Phys. Rev. E*, in press, arXiv:0904.1027
- Szklarski, J. 2007, *Astron. Nachr.*, 328, 499.
- Tayler, R. J. 1973, *MNRAS*, 161, 365.
- Umurhan, O. M. 2006, *MNRAS*, 365, 85.
- Velikhov, E. P. 1959, *Sov. Phys. JETP*, 36, 995.
- Wendl, M. C. 1999, *Phys. Rev. E* 60, 6192.

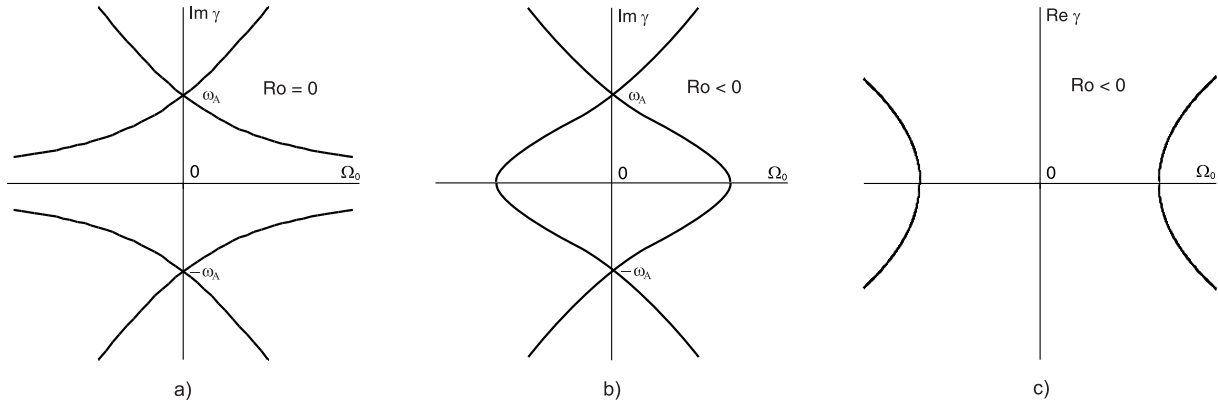


Fig. 1.— (a) Coriolis splitting of the Alfvén plane wave into the fast and the slow Magneto-Coriolis (MC) waves, (b) shear causes interaction of slow MC branches with the origination of the double zero eigenvalue, (c) splitting of the double zero eigenvalue yields positive real eigenvalues (SMRI).

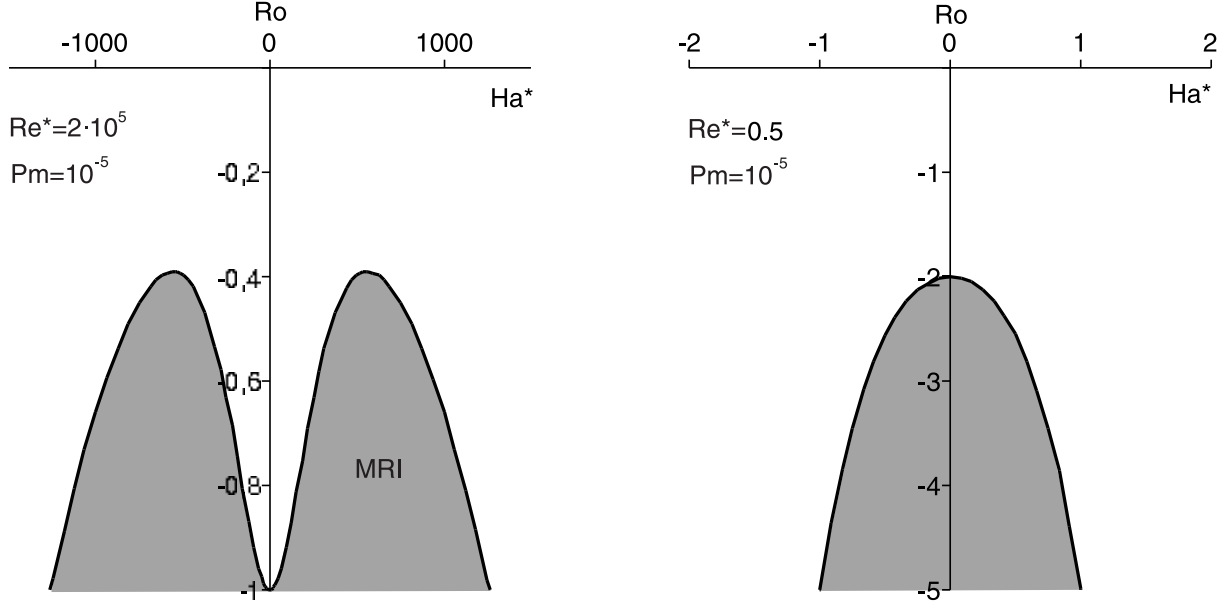


Fig. 2.— The domain according to equation (39) of the standard MRI (grey) for $Pm = 10^{-5}$ and (left) $Re^* = 2 \cdot 10^5$ or (right) $Re^* = 0.5$. The left plot shows the typical SMRI peaks (Ji et al. 2001).

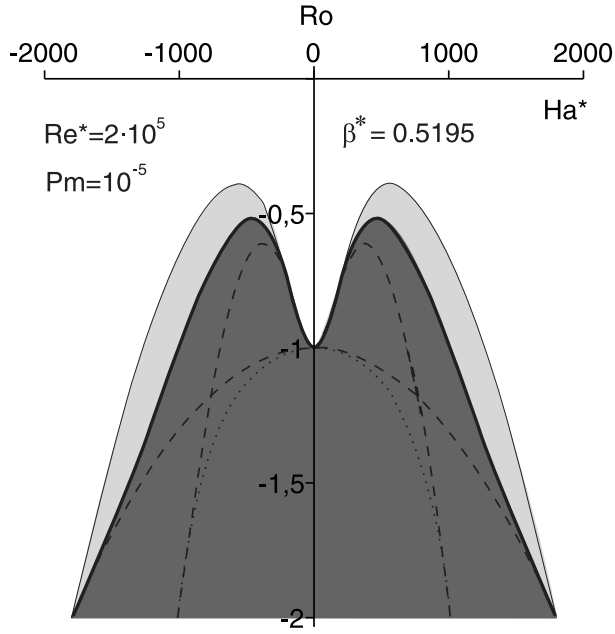


Fig. 3.— The domain according to equation (39) of SMRI (light grey, $\beta^* = 0$) and that of HMRI (dark grey) for $Pm = 10^{-5}$ and $Re^* = 2 \cdot 10^5$. The thin full line marks the stability boundary $Ro = Ro^c$. The dashed, dotted, and bold lines bound the domains where the Bilharz minors $m_{1,2,3,4} > 0$. The domain of HMRI which is adjacent to the intersection of these domains is shown in dark grey. The boundary to the HMRI domain (bold line) is $m_4 = 0$.

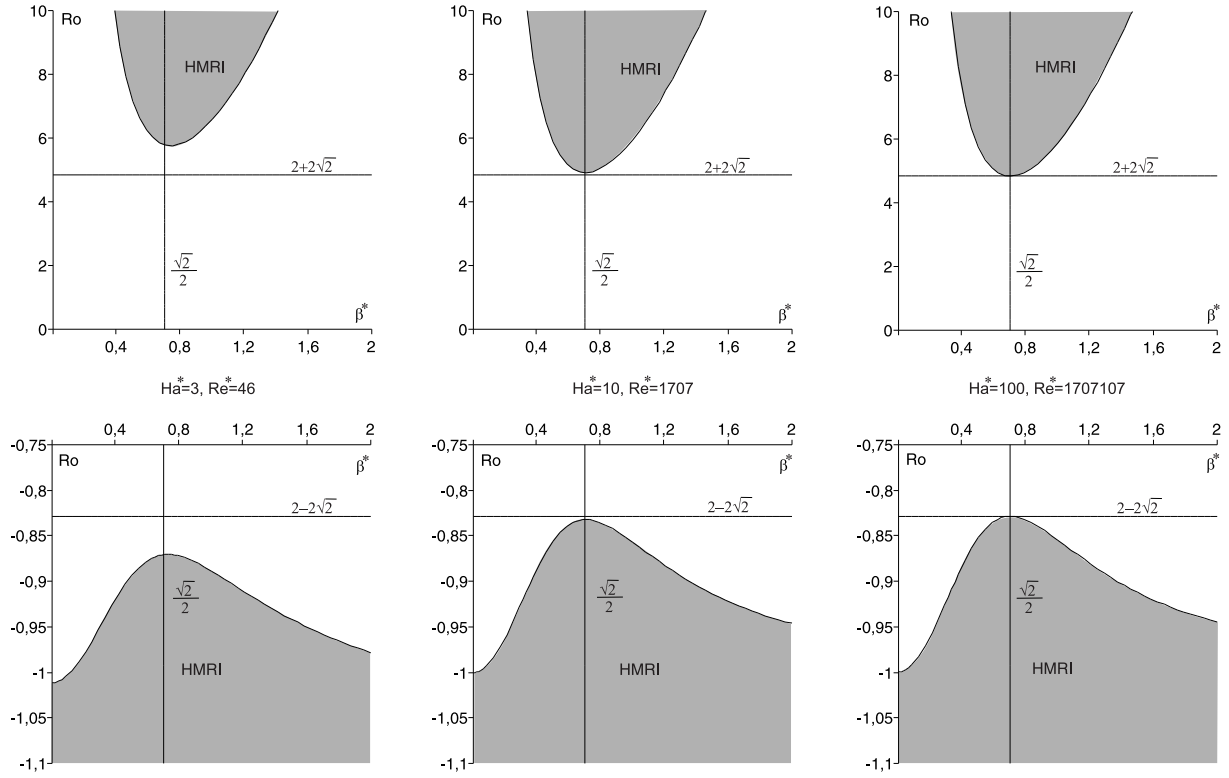


Fig. 4.— Inductionless approximation ($Pm = 0$): Two domains (54) of HMRI (grey) are within the bounds (67). It is seen how the scaling law (68) works. HMRI is possible even for $Pm = 0$ – the paradox of inductionless magnetorotational instability (Priede et al. 2007).

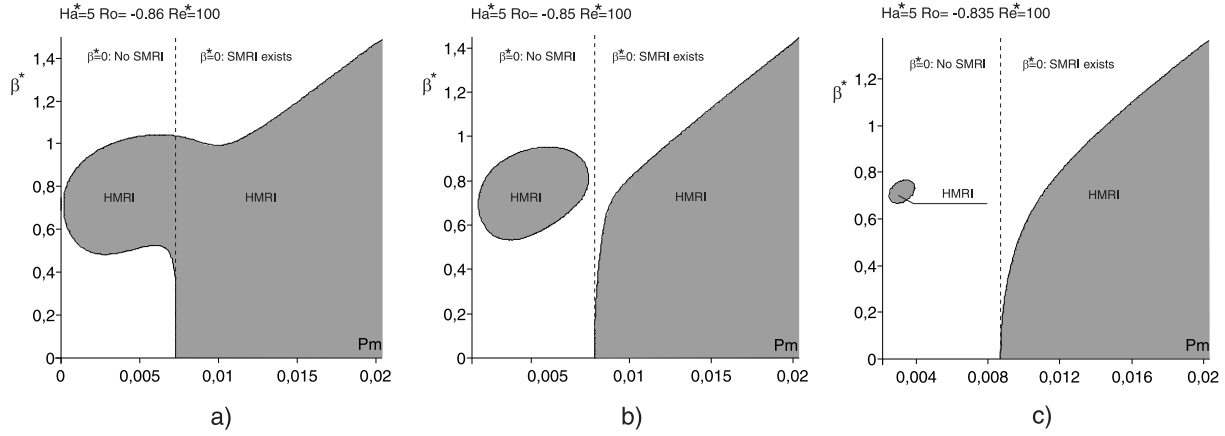


Fig. 5.— The relation of SMRI (right to the dashed line for $\beta^* = 0$) and HMRI (grey area). For $\beta^* \neq 0$ a (semi)-island of HMRI exists in the neighborhood of $\beta^* = \sqrt{2}/2$ for the values of Pm at which SMRI was not possible in the absence of the azimuthal magnetic field ($\beta^* = 0$). The size of the HMRI island decreases with the increase of Ro.

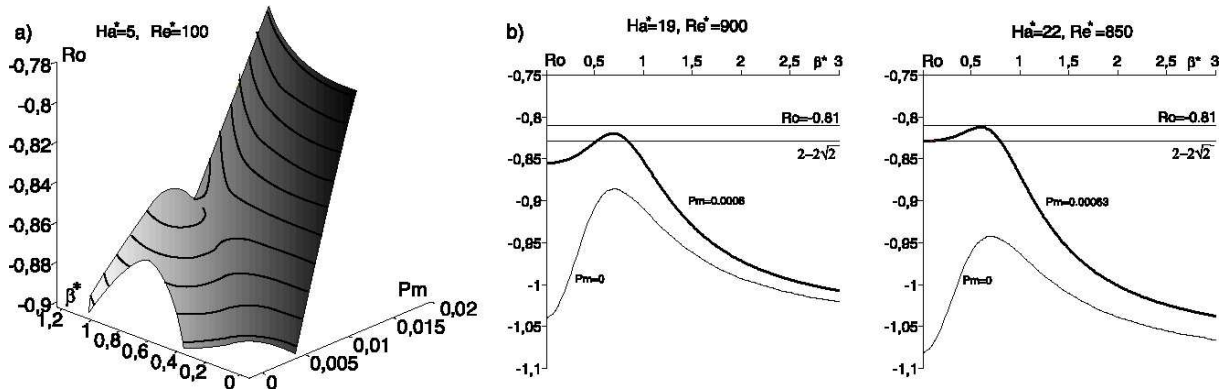


Fig. 6.— (a) The three-dimensional HMRI domain shows how the slices of it in the plane $Pm = const$ converge smoothly to the inductionless HMRI domain for $\beta^* = 0$. (b,c) HMRI domain ($m_4 > 0$) can exceed the inductionless bound $Ro = 2 - 2\sqrt{2}$ when $Pm \neq 0$. Thin lines show the boundary of the inductionless HMRI domain, bold ones show that with $Pm \neq 0$.

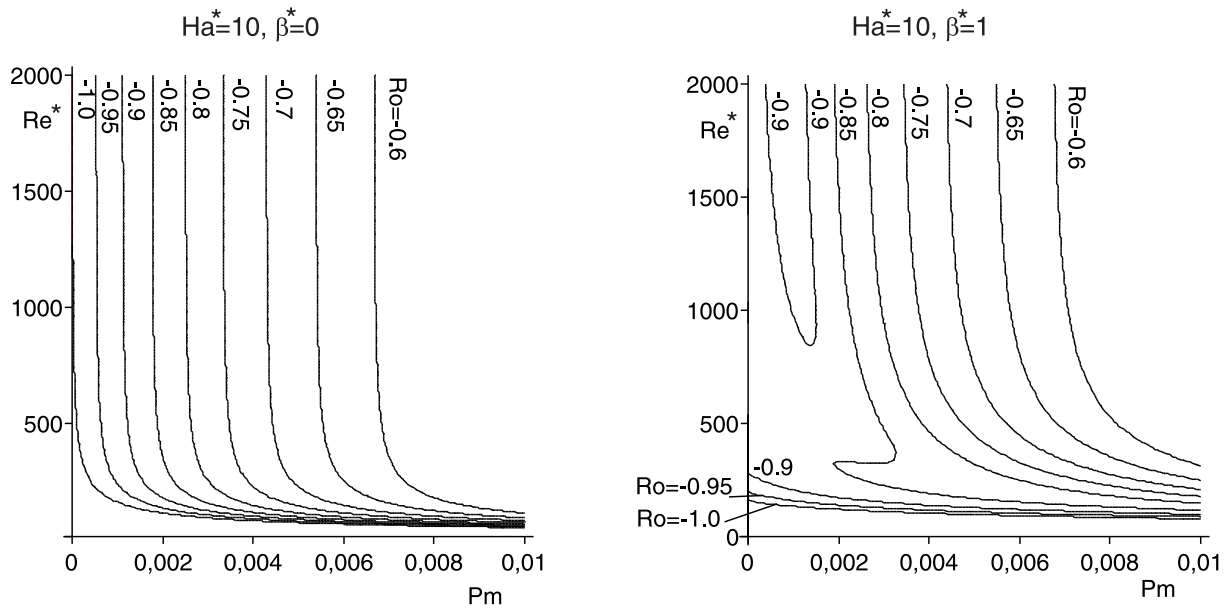


Fig. 7.— SMRI boundaries and those of HMRI in the plane (Pm, Re^*) for various values of Ro . A considerable deformation of the boundaries when β^* is switched on is seen in the region of small Pm . The pictures are in agreement with the calculations of (Rüdiger & Schultz 2008).

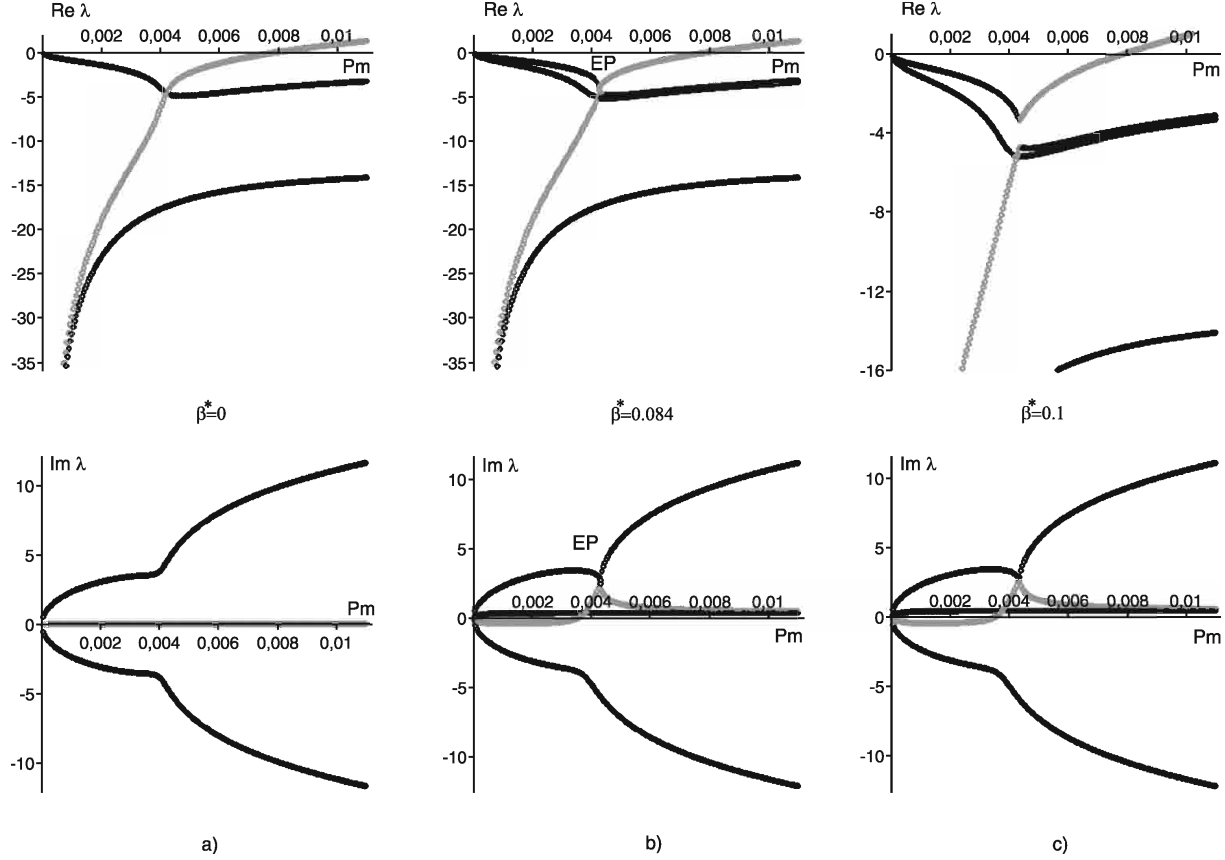


Fig. 8.— $Ha^* = 5$, $Re^* = 100$, $Ro = -0.85$: Real and imaginary parts of eigenvalues λ as functions of Pm . (a) Two stable complex branches (inertial modes) and two real ones, one of the latter (grey) becomes positive and causes SMRI; (b) merging of the inertial mode with the deformed unstable SMRI-branch (grey) with the origination of an exceptional point (EP); (c) bifurcation yields new mixed eigenvalue branches that create new opportunities for instability at low Pm .

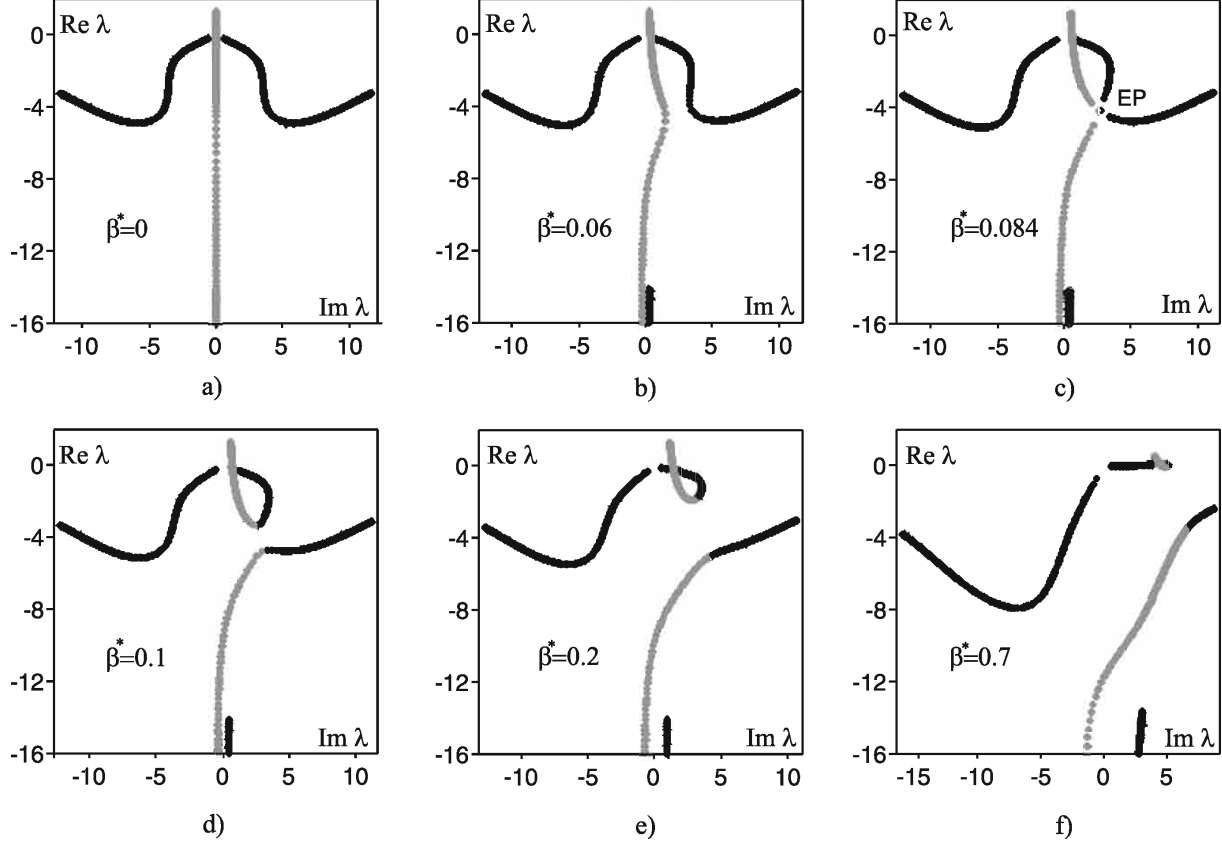


Fig. 9.— $\text{Ha}^* = 5$, $\text{Re}^* = 100$, $\text{Ro} = -0.85$: Eigenvalue trajectories in the complex plane when Pm changes from zero to $\text{Pm} = 0.011$ show the effect of transfer of instability between branches through a spectral exceptional point (EP). (a) SMRI is caused by the transition of a pure real eigenvalue from negative values to positive. (b) deformation of the critical branch (grey) for $\beta^* \neq 0$; (c) merging of the critical and stable branches with the origination of the double complex eigenvalue with the Jordan block - exceptional point (EP); (d-f) splitting of the EP and bifurcation of the eigenvalue trajectories: after a surgery the stable complex branch acquires an unstable tail of the critical branch (grey) and becomes unstable near the origin, which corresponds to an unstable traveling wave of HMRI.

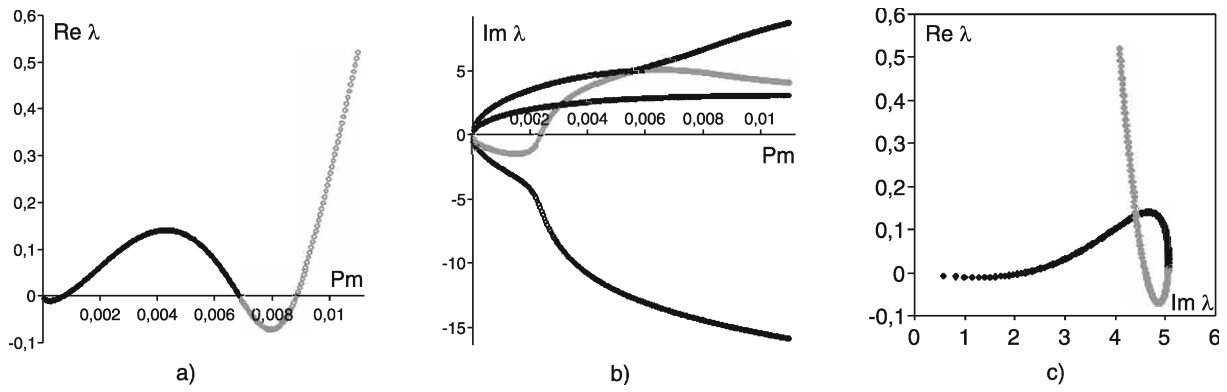


Fig. 10.— $\text{Ha}^* = 5$, $\text{Re}^* = 100$, $\text{Ro} = -0.85$, $\beta^* = 0.7$: (a) Real part of the critical eigenvalue branch is positive while Pm is within the island or the continent of instability; (b) imaginary parts of stable and unstable branches; (c) trajectory of the critical eigenvalue that creates instability with the change of Pm from zero to $Pm = 0.011$.

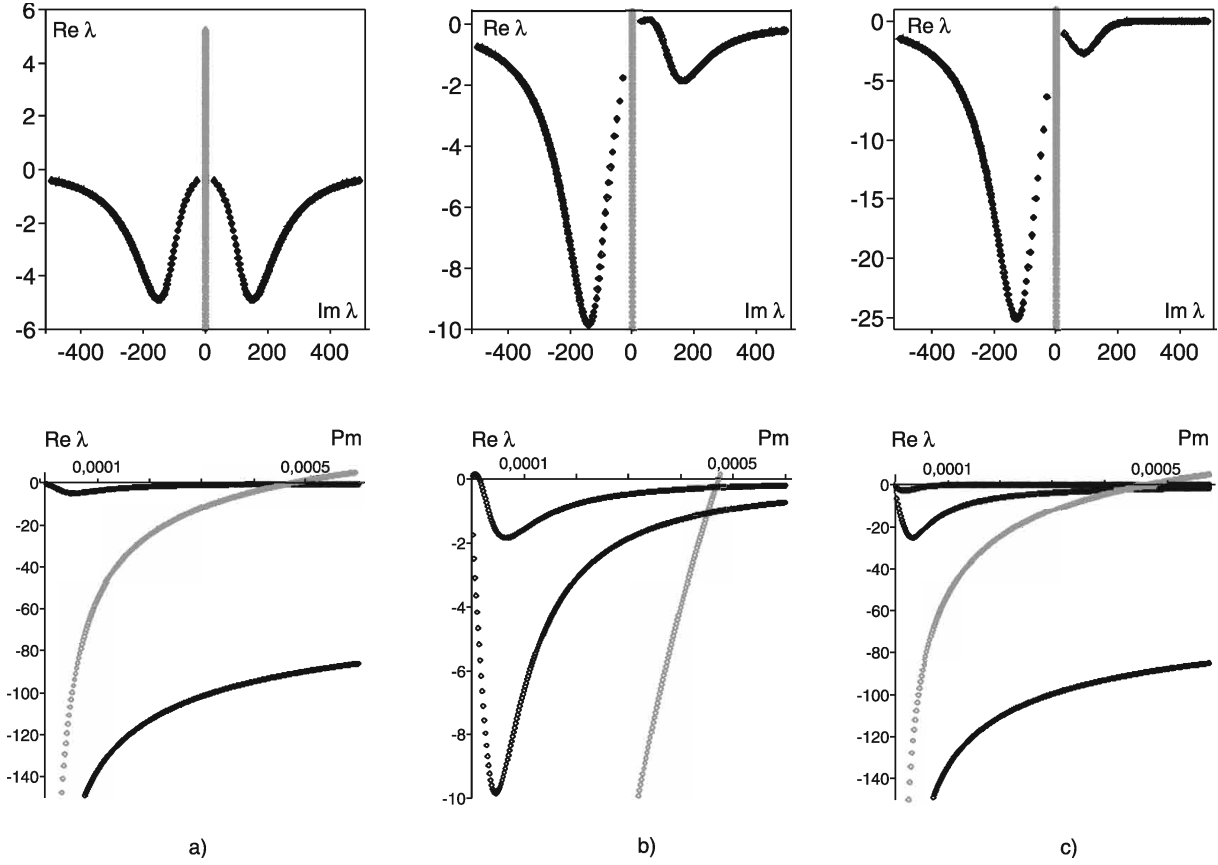


Fig. 11.— $\text{Ha}^* = 17$, $\text{Re}^* = 28850$, $\text{Ro} = -0.88$: (a) Stable inertial waves (black) and critical SMRI branch of real eigenvalues (grey) for $\beta^* = 0$; (b) for $\beta^* = 0.7$ one of the inertial wave branches becomes unstable independently of the SMRI branch; (c) for $\beta^* = 2$ the same inertial wave branch becomes unstable a second time at higher frequencies independently of the SMRI branch.

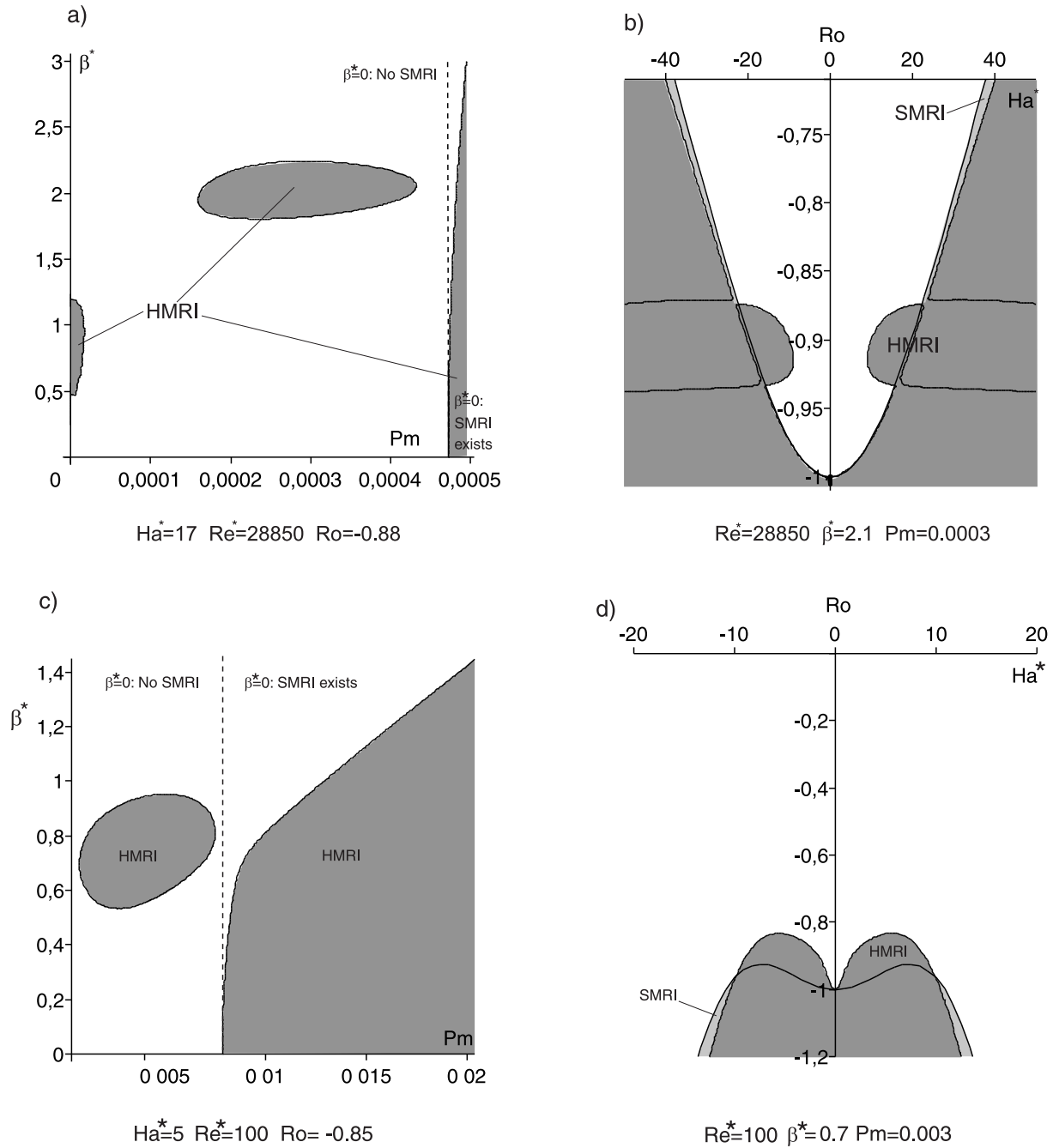


Fig. 12.— (a) The first and second islands of the essential HMRI developed according to the second scenario in the neighborhood of $\beta^* = \sqrt{2}/2$ and $\beta^* = 3\sqrt{2}/2$, (b) an essential HMRI inclusion in the helically modified SMRI domain, (c) an island of the essential HMRI developed according to the first scenario, (d) the corresponding view in the (Ha^*, Ro) -plane.

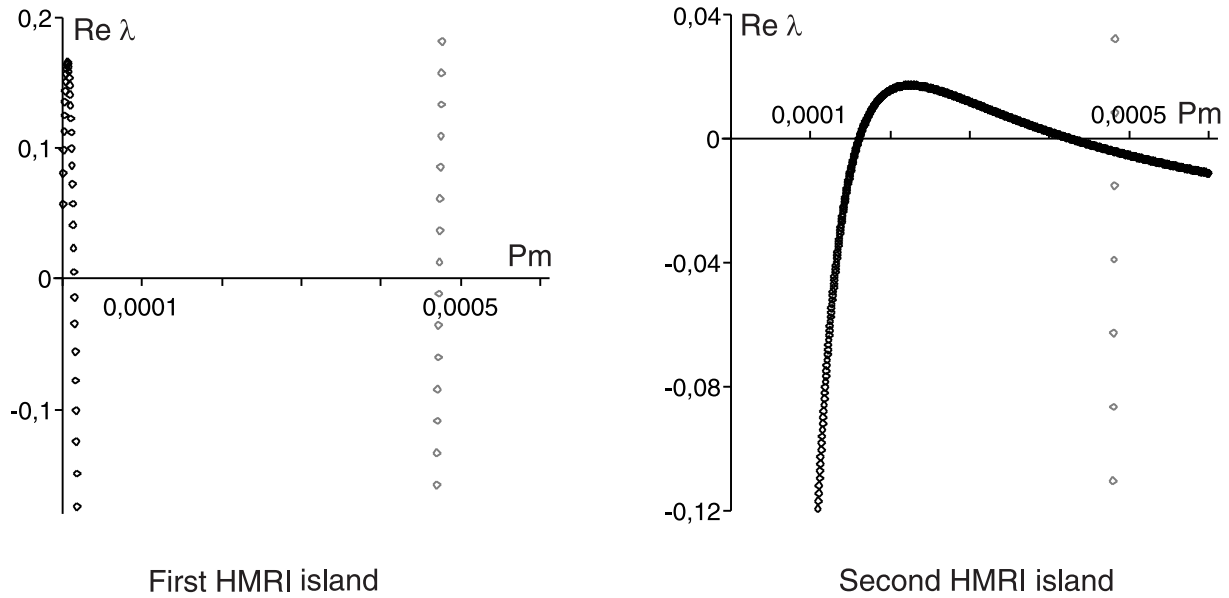


Fig. 13.— $\text{Ha}^* = 17$, $\text{Re}^* = 28850$, $\text{Ro} = -0.88$: (left, $\beta^* = 0.7$) Real part of the first critical eigenvalue branch (grey) is positive when Pm is within the continent while for the second critical branch (black) it is within the first HMRI island; (right, $\beta^* = 2$) real part of the first critical eigenvalue branch (grey) is positive when Pm is within the continent while for the second critical branch (black) it is within the second HMRI island.