

THE EMBEDDED CONTACT HOMOLOGY OF SUTURED SOLID TORI

ROMAN GOLOVKO

ABSTRACT. We calculate the relative versions of embedded contact homology, contact homology and cylindrical contact homology of the sutured solid torus $(S^1 \times D^2, \Gamma)$, where Γ consists of $2n$ parallel longitudinal sutures.

1. INTRODUCTION

The embedded contact homology (ECH) of a closed, oriented 3-manifold with a contact form was introduced by Hutchings in [9, 10, 11, 12] and is a variant of the symplectic field theory [6] of Eliashberg, Givental and Hofer. It is defined in terms of a contact form but is an invariant of the underlying 3-manifold. This invariance has been established by Taubes in [18, 19] via the identification with Seiberg-Witten Floer (co-)homology as defined by Kronheimer and Mrowka [16] and in particular implies the Weinstein conjecture in dimension three. ECH is also conjecturally isomorphic to Ozsváth–Szabó Heegaard Floer homology defined in [17]. We would like to mention that Kutluhan, Lee and Taubes, and independently Colin, Ghiggini and Honda have recently announced two different proofs of the isomorphism between Hutchings’s embedded contact homology and Heegaard Floer homology.

In the early 1980’s, Gabai developed the theory of sutured manifolds [8], which became a powerful tool in studying 3-manifolds with boundary. It turns out that there is a way to generalize embedded contact homology to sutured manifolds. This is possible by imposing a certain convexity condition on the contact form. This construction is completely described in the paper of Colin, Ghiggini, Honda and Hutchings [3]. Heegaard Floer homology also admits a sutured version, namely the sutured Floer homology (SFH) of Juhász [13, 14], which is an invariant of sutured manifolds. Finally, Kronheimer and Mrowka in [15] introduced the sutured version of Seiberg-Witten Floer homology.

Extending the conjectured equivalence of Heegaard Floer homology and embedded contact homology, the following conjecture was formulated in [3]:

Conjecture 1.1. $SFH(-M, -\Gamma, \mathfrak{s}_\xi + PD(A)) \simeq ECH(M, \Gamma, \xi, A)$, where \mathfrak{s}_ξ denotes the relative $Spin^c$ -structure determined by ξ .

In this paper, we constructed sutured contact solid torus with $2n$ parallel longitudinal sutures, where $n \geq 2$, using the gluing method of Colin, Ghiggini, Honda and Hutchings [3], and calculated the sutured embedded contact homology of it. It turns out that for the constructed sutured manifolds the sutured version of embedded contact homology coincides with sutured Floer homology. The calculation in sutured Floer homology follows from an appropriate application of Juhász’ tensor

Date: February 22, 2019.

2000 Mathematics Subject Classification. Primary 57M50; Secondary 53D10, 53D40.

Key words and phrases. sutured manifolds, embedded contact homology, contact homology.

product formula from [13]. So far, this is the first series of nontrivial examples where these two theories provide the same answer.

Theorem 1.2. *Let $(S^1 \times D^2, \Gamma, U(\Gamma))$ be a sutured manifold, where Γ is a set of $2n$ parallel longitudinal curves and $n \geq 2$. Then there is a contact form α which makes $(S^1 \times D^2, \Gamma, U(\Gamma))$ a sutured contact manifold,*

$$ECH(S^1 \times D^2, \Gamma, \alpha, J, h) \simeq \begin{cases} \mathbb{Z}^{\binom{n-1}{h}}, & \text{for } 0 \leq h \leq n-1; \\ 0, & \text{otherwise,} \end{cases}$$

and hence

$$ECH(S^1 \times D^2, \Gamma, \alpha, J) = \bigoplus_{h \in H_1(S^1 \times D^2; \mathbb{Z})} ECH(S^1 \times D^2, \Gamma, \alpha, J, h) \simeq \mathbb{Z}^{2^{n-1}}.$$

There is a Floer-type invariant of a closed, oriented contact 3-manifold, called contact homology. Contact homology was introduced by Eliashberg and Hofer and is a special case of the symplectic field theory. In [3], Colin, Ghiggini, Honda and Hutchings generalized contact homology to sutured manifolds.

For the sutured contact manifold from Theorem 1.2, we calculated the sutured versions of cylindrical contact homology and contact homology.

Theorem 1.3. *Let $(S^1 \times D^2, \Gamma, U(\Gamma), \alpha)$ be a sutured contact manifold from Theorem 1.2. Then $HC^{cyl}(S^1 \times D^2, \Gamma, \alpha)$ is defined, is independent of the contact form α for the given contact structure ξ and the almost complex structure J ,*

$$\begin{aligned} HC^{cyl, h}(S^1 \times D^2, \Gamma, \xi) &= \bigoplus_{i \in \mathbb{Z}} HC_i^{cyl, h}(S^1 \times D^2, \Gamma, \xi) \\ &\simeq \begin{cases} \mathbb{Q}^{n-1}, & \text{for } h \geq 1; \\ 0, & \text{otherwise,} \end{cases} \end{aligned}$$

and hence

$$HC^{cyl}(S^1 \times D^2, \Gamma, \xi) = \bigoplus_{h \geq 1} \bigoplus_{i \in \mathbb{Z}} HC_i^{cyl, h}(S^1 \times D^2, \Gamma, \xi) \simeq \bigoplus_{h \geq 1} \mathbb{Q}^{n-1},$$

where h is the homological grading and i is the Conley-Zehnder grading.

Theorem 1.4. *Let $(S^1 \times D^2, \Gamma, U(\Gamma), \alpha)$ be a sutured contact manifold from Theorem 1.2. Then $HC(S^1 \times D^2, \Gamma, \alpha)$ is defined, is independent of the contact form α for the given contact structure ξ and the almost complex structure J ,*

$$\begin{aligned} HC^h(S^1 \times D^2, \Gamma, \xi) &= \bigoplus_{i \in \mathbb{Z}} HC_i^h(S^1 \times D^2, \Gamma, \xi) \\ &\simeq \begin{cases} \bigoplus_{l=1}^{n-1} \mathbb{Q}^{\binom{n-1}{l} p(h, l)}, & \text{for } h \geq 1; \\ 0, & \text{otherwise,} \end{cases} \end{aligned}$$

and hence

$$HC(S^1 \times D^2, \Gamma, \xi) = \bigoplus_{h \geq 1} \bigoplus_{i \in \mathbb{Z}} HC_i^h(S^1 \times D^2, \Gamma, \xi) \simeq \bigoplus_{h \geq 1} \bigoplus_{l=1}^{n-1} \mathbb{Q}^{\binom{n-1}{l} p(h,l)},$$

where h is the homological grading, i is the Conley-Zehnder grading and $p(h, l)$ denotes the number of partitions of h into l parts.

This paper is organized as follows: in Section 2 we review definitions of embedded contact homology, cylindrical contact homology and contact homology for sutured contact manifolds; Section 3 describes the construction of sutured contact solid torus with $2n$ longitudinal sutures, where $n \geq 2$; finally in Section 4 we calculate the relative versions of embedded contact homology, cylindrical contact homology and contact homology of the solid torus constructed in Section 3.

ACKNOWLEDGEMENTS

The author is deeply grateful to Ko Honda for his guidance, help and support far beyond the call of duty. He also thanks Oliver Fabert, Jian He and Michael Hutchings for helpful suggestions and interest in his work.

2. BACKGROUND

The goal of this section is to review definitions of embedded contact homology, cylindrical contact homology and contact homology for contact sutured manifolds. This section is essentially a summary of [3].

2.1. Sutured contact manifolds.

Definition 2.1. A *Liouville manifold* (often also called a Liouville domain) is a pair (W, β) consisting of a compact, oriented $2n$ -dimensional manifold W with boundary and a 1-form β on W , where $\omega = d\beta$ is a positive symplectic form on W and the *Liouville vector field* Y given by $i_Y(\omega) = \beta$ is positively transverse to ∂W . It follows that the 1-form $\beta_0 = \beta|_{\partial W}$ (this notation means β pulled back to ∂W) is a positive contact form with kernel ζ .

Definition 2.2. A compact oriented m -dimensional manifold M with boundary and corners is a *sutured manifold* if it comes with an oriented, not necessarily connected submanifold $\Gamma \subset \partial M$ of dimension $m - 2$ (called the *suture*), together with a neighborhood $U(\Gamma) = [-1, 0] \times [-1, 1] \times \Gamma$ of $\Gamma = \{0\} \times \{0\} \times \Gamma$ in M , with coordinates $(\tau, t) \in [-1, 0] \times [-1, 1]$, such that the following holds:

- (1) $U \cap \partial M = (\{0\} \times [-1, 1] \times \Gamma) \cup ([-1, 0] \times \{-1\} \times \Gamma) \cup ([-1, 0] \times \{1\} \times \Gamma)$;
- (2) $\partial M \setminus (\{0\} \times (-1, 1) \times \Gamma) = R_-(\Gamma) \sqcup R_+(\Gamma)$, where the orientation of ∂M agrees with that of $R_+(\Gamma)$ and is opposite that of $R_-(\Gamma)$, and the orientation of Γ agrees with the boundary orientation of $R_+(\Gamma)$;
- (3) the corners of M are precisely $\{0\} \times \{\pm 1\} \times \Gamma$.

The submanifold $\partial_h M = R_+(\Gamma) \cup R_-(\Gamma)$ is called the *horizontal boundary* and $\partial_v M = \{0\} \times [-1, 1] \times \Gamma$ the *vertical boundary* of M .

Definition 2.3. Let $(M, \Gamma, U(\Gamma))$ be a sutured manifold. If ξ is a contact structure on M (this means that M is now $2n + 1$ -dimensional), we say that $(M, \Gamma, U(\Gamma), \xi)$ is a *sutured contact manifold* if ξ is the kernel of a positive contact 1-form α such that:

- (1) $(R_+(\Gamma), \beta_+ = \alpha|_{R_+(\Gamma)})$ and $(R_-(\Gamma), \beta_- = \alpha|_{R_-(\Gamma)})$ are Liouville manifolds;
- (2) $\alpha = Cdt + \beta$ inside $U(\Gamma)$, where $C > 0$ and β is independent of t and does not have a dt -term;
- (3) $\partial_\tau = Y_\pm$, where Y_\pm is a Liouville vector field for β_\pm .

Such a contact form is said to be *adapted* to $(M, \Gamma, U(\Gamma))$.

2.2. Completion of a sutured contact manifold. Let $(M, \Gamma, U(\Gamma), \xi)$ be a sutured contact manifold with an adapted contact form α . The form α is then given by $Cdt + \beta_\pm$ on the neighborhoods $[1 - \varepsilon, 1] \times R_+(\Gamma)$ and $[-1, -1 + \varepsilon] \times R_-(\Gamma)$ of $R_+(\Gamma) = \{1\} \times R_+(\Gamma)$ and $R_-(\Gamma) = \{-1\} \times R_-(\Gamma)$, where $t \in [-1, -1 + \varepsilon] \cup [1 - \varepsilon, 1]$ extends the t -coordinate on U . On U , $\alpha = Cdt + \beta$, $\beta = \beta_+ = \beta_-$, and ∂_τ is a Liouville vector field Y for β .

Following the procedure explained in [3] we can “complete” (M, α) to a noncompact contact manifold (M^*, α^*) . We first extend α to $[1, \infty) \times R_+(\Gamma)$ and $(-\infty, -1] \times R_-(\Gamma)$ by taking $Cdt + \beta_\pm$ as appropriate. The boundary of this new manifold is $\{0\} \times \mathbb{R} \times \Gamma$. Notice that since $\partial_\tau = Y$, the form $d\beta|_{[-1, 0] \times \{t\} \times \Gamma}$ is the symplectization of $\beta|_{\{0\} \times \{t\} \times \Gamma}$ in the positive τ -direction. We glue $[0, \infty) \times \mathbb{R} \times \Gamma$ with the form $Cdt + e^\tau \beta_0$, where β_0 is the pullback of β to $\{0\} \times \{t\} \times \Gamma$.

Let M^* be the noncompact extension of M described above and α^* be the extension of α to M^* . For convenience, we extend the coordinates (τ, t) – so far defined only on the ends of M^* – to functions on M^* so that $t(M) \subset [-1, 1]$ and $\tau(M) \subset [-1, 0]$. We then say that $t > 1$ corresponds the Top (T), $t < -1$ corresponds to the Bottom (B), and $\tau > 0$ corresponds to the Side (S). Let $(\widehat{R_\pm(\Gamma)}, \widehat{\beta_\pm})$ be the extension/completion of $(R_\pm(\Gamma), \beta_\pm)$, obtained by extending to (S).

2.3. Reeb orbits and Conley-Zehnder index. Let $(M, \Gamma, U(\Gamma), \xi)$ be a sutured contact manifold with an adapted contact form α and (M^*, α^*) be its completion.

The *Reeb vector field* R_{α^*} that is associated to a contact form α^* is characterized by

$$\begin{cases} d\alpha^*(R_{\alpha^*}, \cdot) = 0; \\ \alpha^*(R_{\alpha^*}) = 1. \end{cases}$$

A *Reeb orbit* is a closed orbit of the Reeb flow, i.e., a smooth map $\gamma: \mathbb{R}/T\mathbb{Z} \rightarrow M$ for some $T > 0$ such that $\dot{\gamma}(t) = R_{\alpha^*}(\gamma(t))$.

Remark 2.4. Every periodic orbit of R_{α^*} lie in M . Hence, the set of periodic Reeb orbits of R_{α^*} coincides with the set of periodic Reeb orbits of R_α .

Consider Reeb orbit γ passing through a point $x \in M$. The linearization of the Reeb flow on the contact planes along γ determines a linearized return map $P_\gamma: \xi_x \rightarrow \xi_x$. This linear map is symplectic and it does not depend on x (up to conjugation). The Reeb orbit γ is *nondegenerate* if $1 \notin \text{Spec}(P_\gamma)$.

Note that nondegeneracy can always be achieved by a small perturbation, i.e., for any contact structure ξ on M , there exists a contact form α for ξ such that all closed orbits of R_α are nondegenerate.

Assume that all Reeb orbits of R_α , including multiply covered ones, are nondegenerate.

A Reeb orbit γ is called *elliptic* or *positive* (respectively *negative*) *hyperbolic* if the eigenvalues of P_γ are on the unit circle or the positive (resp. negative) real line respectively. Next, we define Conley-Zehnder index.

In 3-dimensional situation this is given explicitly as follows:

Definition 2.5. If γ is elliptic, then there is an irrational number $\phi \in \mathbb{R}$ such that P_γ is conjugate in $SL_2(\mathbb{R})$ to a rotation by angle $2\pi\phi$, and

$$\mu_\tau(\gamma^k) = 2\lfloor k\phi \rfloor + 1,$$

where $2\pi\phi$ is the total rotation angle with respect to τ of the linearized flow around the orbit.

If γ is positive (respectively negative) hyperbolic, then there is an even (respectively odd) integer r such that the linearized flow around the orbit rotates the eigenspaces of P_γ by angle πr with respect to τ , and

$$\mu_\tau(\gamma^k) = kr.$$

2.4. Almost complex structure. Let (Y, ξ) be a contact manifold. Then an almost complex structure J on the symplectization $\mathbb{R} \times Y$, with \mathbb{R} -coordinate s , is *adapted to the symplectization* if the following hold:

- (1) J is s -invariant;
- (2) J takes ξ to itself on each $\{s\} \times Y$;
- (3) J maps ∂_s to the Reeb vector field R_α associated to a contact 1-form α for ξ ;
- (4) $J|_\xi$ is $d\alpha$ -positive, i.e., $d\alpha(v, Jv) > 0$ for all nonzero $v \in \xi$.

If we also want to specify the contact 1-form α , then we say that J is α -adapted.

Let (W, β) be a Liouville manifold and ζ be the contact structure given on ∂W by $\ker(\beta_0)$, where $\beta_0 = \beta|_{\partial W}$. Recall the completion $(\widehat{W}, \widehat{\beta})$ of (W, β) , where $\widehat{W} = W \cup ([0, \infty) \times \partial W)$ and $\widehat{\beta}|_{[0, \infty) \times \partial W} = e^\tau \beta_0$. Here τ is the $[0, \infty)$ -coordinate. An almost complex structure J_0 on \widehat{W} is $\widehat{\beta}$ -adapted if it is:

- (1) β_0 -adapted on $[0, \infty) \times \partial W$;
- (2) $d\beta$ -positive on W , i.e., $d\beta(v, J_0 v) > 0$ for all nonzero tangent vectors v .

Let $(M, \Gamma, U(\Gamma), \xi)$ be a sutured contact manifold, α be an adapted contact form and (M^*, α^*) be its completion. We say that an almost complex structure J on $\mathbb{R} \times M^*$ is *tailored to (M^*, α^*)* if the following hold:

- (A₀) J is α^* -adapted;
- (A₁) J is ∂_t -invariant in a neighborhood of $M^* \setminus \text{int}(M)$;
- (A₂) The projection of J to $T\widehat{R_\pm(\Gamma)}$ is a $\widehat{\beta}_\pm$ -adapted almost complex structure J_0 on the completion $(\widehat{R_+(\Gamma)}, \widehat{\beta}_+) \sqcup (\widehat{R_-(\Gamma)}, \widehat{\beta}_-)$ of the Liouville manifold $(R_+(\Gamma), \beta_+) \sqcup (R_-(\Gamma), \beta_-)$. Moreover, the flow of ∂_t identifies $J_0|_{\widehat{R_+(\Gamma)} \setminus R_+(\Gamma)}$ and $J_0|_{\widehat{R_-(\Gamma)} \setminus R_-(\Gamma)}$.

2.5. Sutured embedded contact homology. First, let M be a closed, oriented 3-manifold, α be a contact 1-form on M and let J be an α -adapted almost complex structure on $\mathbb{R} \times M$. Assume that all Reeb orbits of R_α , including multiply covered ones, are nondegenerate.

Definition 2.6. An *orbit set* is a finite set of pairs $a = \{(\alpha_i, m_i)\}$, where the α_i 's are distinct embedded orbits of R_α and the m_i 's are positive integers. The orbit set a is *admissible* if $m_i = 1$ whenever α_i is hyperbolic. The homology class of a is defined by

$$[a] := \sum_i m_i [\alpha_i] \in H_1(M; \mathbb{Z}).$$

If $a = \{(\alpha_i, m_i)\}$ and $b = \{(\beta_j, n_j)\}$ are two orbit sets with $[a] = [b]$, let $H_2(M, a, b)$ denote the set of relative homology classes of 2-chains Z in M with

$$\partial Z = \sum_i m_i \alpha_i - \sum_j n_j \beta_j.$$

Definition 2.7. The *ECH chain complex* $C_*(M, \alpha, h)$ is a free \mathbb{Z} -module with one generator for each admissible orbit set a with $[a] = h$.

Definition 2.8. If $a = \{(\alpha_i, m_i)\}$ and $b = \{(\beta_j, n_j)\}$ are orbit sets with $[a] = [b]$, let $\mathcal{M}^J(a, b)$ denote the moduli space of J -holomorphic curves u with positive ends at covers of α_i with total multiplicity m_i , negative ends at covers of β_j with total multiplicity n_j , and no other ends. Note that the projection of each $u \in \mathcal{M}^J(a, b)$ to M has a well-defined relative homology class $[u] \in H_2(M, a, b)$. For $Z \in H_2(M, a, b)$ we then define

$$M^J(a, b, Z) := \{u \in \mathcal{M}^J(a, b) \mid [u] = Z\}.$$

Definition 2.9. If $a = \{(\alpha_i, m_i)\}$ is an orbit set, define the *symplectic action*

$$\mathcal{A}(a) := \sum_i m_i \int_{\alpha_i} \alpha.$$

Lemma 2.10 ([10]). *For an adapted almost complex structure J , if $M^J(a, b)$ is non-empty, then:*

- (1) $\mathcal{A}(a) \geq \mathcal{A}(b)$.
- (2) *If $\mathcal{A}(a) = \mathcal{A}(b)$, then $a = b$ and every element of $\mathcal{M}^J(a, b)$ maps to a union of trivial cylinders.*

Definition 2.11. If $u \in \mathcal{M}^J(a, b, Z)$, define the *ECH index*

$$I(u) = I(a, b, Z) = c_1(\xi|_Z, \tau) + Q_\tau(Z) + \sum_i \sum_{k=1}^{m_i} \mu_\tau(\alpha_i^k) - \sum_j \sum_{k=1}^{n_j} \mu_\tau(\beta_j^k).$$

Here $Q_\tau(Z)$ denotes the relative intersection pairing, which is defined in [9].

Any J -holomorphic curve $u \in M^J(a, b)$ can be uniquely written as $u = u_0 \cup u_1$, where u_0 and u_1 are unions of components of u , each component of u_0 maps to an \mathbb{R} -invariant cylinder, and no component of u_1 does.

Proposition 2.12 ([11]). *Suppose that J is generic and $u = u_0 \cup u_1 \in \mathcal{M}^J(a, b)$. Then:*

- (1) $I(u) \geq 0$ with equality if and only if $u = u_0$.
- (2) *If $I(u) = 1$, then u contains one embedded component u_1 with $\text{ind}(u_1) = I(u_1) = 1$ and u_0 does not intersect u_1 .*

To fix the signs in the differential, fix some ordering of all the embedded positive hyperbolic Reeb orbits in M .

Two curves u and u' in $\mathcal{M}^J(a, b, Z)/\mathbb{R}$ are equivalent if their embedded components u_1 and u'_1 are the same up to translation, and if their other components cover each embedded trivial cylinder $\mathbb{R} \times \gamma$ with the same total multiplicity. The differential ∂ in ECH counts $I = 1$ curves in $\mathcal{M}^J(a, b)/\mathbb{R}$ where a and b are admissible orbit sets. Such curves may contain multiple covers of the \mathbb{R} -invariant cylinder $\mathbb{R} \times \gamma$ when γ is an elliptic embedded Reeb orbit. The differential ∂ only keeps track of the total multiplicity of such coverings for each γ . Finiteness of the count results from the ECH compactness theorem [9, Lemma 9.8]. For the sign of the count we refer to [12].

Let $(M, \Gamma, U(\Gamma), \xi)$ be a sutured contact 3-manifold with an adapted contact form α , (M^*, α^*) be its completion and J be an almost complex structure on $\mathbb{R} \times M^*$ which is tailored to (M^*, α^*) .

The sutured embedded contact homology group $ECH(M, \Gamma, \alpha, J)$ is defined to be the embedded contact homology of (M^*, α^*, J) .

The following theorems have been proven by Colin, Ghiggini, Honda and Hutchings in [3]:

Theorem 2.13 ([3]). *The ECH compactness theorem [9, Lemma 9.8] holds for J -holomorphic curves in the symplectization of the completion of a sutured contact 3-manifold, provided that we choose the almost complex structure J on $\mathbb{R} \times M^*$ to be tailored to (M^*, α^*) .*

Theorem 2.14 ([3]). *Let $(M, \Gamma, U(\Gamma), \xi)$ be a sutured contact 3-manifold with an adapted contact form α , (M^*, α^*) be its completion and J be an almost complex structure on $\mathbb{R} \times M^*$ which is tailored to (M^*, α^*) . Then the embedded contact homology group $ECH(M, \Gamma, \alpha, J)$ is defined.*

Remark 2.15. Lemma 2.10 and Proposition 2.12 hold for J -holomorphic curves in the symplectization of the completion of a sutured contact manifold, provided that we choose the almost complex structure J on $\mathbb{R} \times M^*$ to be tailored to (M^*, α^*) .

Recall that embedded contact homology is an invariant of the underlying closed, oriented 3-manifold. Hence, it is natural to expect the following:

Conjecture 2.16 ([3]). *The embedded contact homology group $ECH(M, \Gamma, \alpha, J)$ does not depend on the choice of contact form α , contact structure $\xi = \ker(\alpha)$, and almost complex structure J .*

2.6. Sutured contact homology. Let $(M, \Gamma, U(\Gamma), \xi)$ be a sutured contact manifold with an adapted contact form α , (M^*, α^*) be its completion and J be an almost complex structure on $\mathbb{R} \times M^*$ which is tailored to (M^*, α^*) . Assume that all Reeb orbits of R_α , including multiply covered ones, are nondegenerate.

Let γ be an embedded Reeb orbit. We are also interested in the multiple covers γ^m of γ , $m \geq 2$. There are 2 ways the Conley-Zehnder index of γ^m can behave :

- (1) the parity of $\mu_\tau(\gamma^m)$ is the same for all $m \geq 1$.
- (2) the parity for the even multiples $\mu_\tau(\gamma^{2k})$, $k \geq 1$, disagrees with the parity for the odd multiples $\mu_\tau(\gamma^{2k-1})$, $k \geq 1$.

In the second case, the even multiples γ^{2k} , $k \geq 1$, are called *bad orbits*. An orbit that is not bad is called *good*.

The *sutured contact homology algebra* $HC(M, \Gamma, \alpha, J)$ is defined to be the contact homology of (M^*, α^*, J) in the following sense: The contact homology chain complex $\mathcal{A}(\alpha, J)$ is the free supercommutative \mathbb{Q} -algebra with unit generated by good Reeb orbits, where the grading and

the boundary map ∂ are defined in the usual way (as in [6]) with respect to the α^* -adapted almost complex structure J . The homology of $\mathcal{A}(\alpha, J)$ is the sutured contact homology algebra $HC(M, \Gamma, \alpha, J)$.

We define the *sutured cylindrical contact homology group* $HC^{cyl}(M, \Gamma, \alpha, J)$ to be the cylindrical contact homology of (M^*, α^*, J) . The cylindrical contact homology chain complex $C(\alpha, J)$ is the \mathbb{Q} -module freely generated by all good Reeb orbits, where the grading and the boundary map ∂ are defined as in [1] with respect to the α^* -adapted almost complex structure J . The homology of $C(\alpha, J)$ is the sutured cylindrical contact homology group $HC^{cyl}(M, \Gamma, \alpha, J)$.

For our calculations we will need the following fact which is a consequence of Lemma 5.4 in [2]:

Fact 2.17 ([2]). *Let (M, α) be a closed, oriented contact manifold with nondegenerate Reeb orbits and*

$$u = (a, f): (\dot{S}, j) \rightarrow (\mathbb{R} \times M, J)$$

be a J -holomorphic curve in $\mathcal{M}^J(\gamma; \gamma_1, \dots, \gamma_s)$, where γ and γ_i 's are all good Reeb orbits, J is an α -adapted almost complex structure on $\mathbb{R} \times M$ and $\mathcal{M}^J(\gamma; \gamma_1, \dots, \gamma_s)$ is a moduli space of J -holomorphic curves that we consider in contact homology. Then

$$\mathcal{A}(u) = \mathcal{A}(\gamma) - \sum_{i=1}^s \mathcal{A}(\gamma_i) = \int_{\gamma} \alpha - \sum_{i=1}^s \int_{\gamma_i} \alpha \geq 0$$

with equality if and only if the image of f is contained in a trajectory of R_α , i.e., u maps to a trivial cylinder over $\tilde{\gamma}$, where $\tilde{\gamma}$ is an embedded orbit of R_α , and hence $\gamma = \tilde{\gamma}^k$ for some k and $\gamma_i = \tilde{\gamma}^{k_i}$ with $\sum_{i=1}^s k_i = k$.

In addition, we recall the following fact proven by Eliashberg and Hofer:

Fact 2.18 ([1]). *Let (M, α) be a closed, oriented contact manifold with nondegenerate Reeb orbits. Let $C_i^h(M, \alpha)$ be the cylindrical contact homology complex, where h is a homotopy class of Reeb orbits and i corresponds to the Conley-Zehnder grading. If there are no contractible Reeb orbits, then for every free homotopy class h*

- (1) $\partial^2 = 0$;
- (2) $H(C_*^h(M, \alpha), \partial)$ is independent of the contact form α for ξ , the almost complex structure J and the choice of perturbation for the moduli spaces.

Now we remind the following theorems which have been proven by Colin, Ghiggini, Honda and Hutchings in [3]:

Theorem 2.19 ([3]). *The SFT compactness theorem [2, Theorem 10.1] holds for J -holomorphic curves in the symplectization of the completion of a sutured contact manifold, provided that we choose the almost complex structure J on $\mathbb{R} \times M^*$ to be tailored to (M^*, α^*) .*

Theorem 2.20 ([3]). *Let $(M, \Gamma, U(\Gamma), \xi)$ be a sutured contact 3-manifold with an adapted contact form α , (M^*, α^*) be its completion and J be an almost complex structure on $\mathbb{R} \times M^*$ which is tailored to (M^*, α^*) . Then the contact homology algebra $HC(M, \Gamma, \xi)$ is defined and independent of the choice of contact 1-form α with $\ker(\alpha) = \xi$, adapted almost complex structure J , and abstract perturbation.*

Remark 2.21. Fact 2.17 and Fact 2.18 hold for J -holomorphic curves in the symplectization of the completion of a sutured contact manifold, provided that we choose the almost complex structure J on $\mathbb{R} \times M^*$ to be tailored to (M^*, α^*) .

2.7. Gluing sutured contact manifolds. Now we briefly describe the procedure of gluing sutured contact manifolds, together with compatible Reeb vector fields which was first described by Colin and Honda in [4] and generalized in [3].

Remark 2.22. In [8], Gabai defined the notion of a sutured manifold decomposition for sutured 3-manifolds, which is the inverse construction of the sutured gluing.

Let $(M', \Gamma', U(\Gamma'), \xi')$ be a sutured contact 3-manifold with an adapted contact form α' . We denote by π the projection along ∂_t defined on $U(\Gamma')$. If we think of $[-1, 0] \times \Gamma'$ as a subset of $R_+(\Gamma')$ (resp. $R_-(\Gamma')$), then we denote the projection by π_+ (resp. π_-). By definition, the horizontal components $(R_\pm(\Gamma'), \beta'_\pm = \alpha'|_{R_\pm(\Gamma')})$ are Liouville manifolds. We denote by Y'_\pm their Liouville vector field. The contact form α' is $dt + \beta'_\pm$ on the neighborhoods $R_+(\Gamma') \times [1 - \varepsilon, 1]$ and $R_-(\Gamma') \times [-1, -1 + \varepsilon]$ of $R_+(\Gamma') = R_+(\Gamma') \times \{1\}$ and $R_-(\Gamma') = R_-(\Gamma') \times \{-1\}$. In addition, we may assume without loss of generality that the Reeb vector field $R_{\alpha'}$ is given by ∂_t on $U(\Gamma')$.

Take an 2-dimensional submanifolds $P_\pm \subset R_\pm(\Gamma')$ such that ∂P_\pm is the union of $(\partial P_\pm)_\partial \subset \partial R_\pm(\Gamma')$, $(\partial P_\pm)_{int} \subset int(R_\pm(\Gamma'))$ and ∂P_\pm is positively transversal to the Liouville vector field Y'_\pm on $R_\pm(\Gamma')$.

Whenever we refer to $(\partial P_\pm)_{int}$ and $(\partial P_\pm)_\partial$, we assume that closures are taken as appropriate. Moreover we make the assumption that $\pi((\partial P_-)_\partial) \cap \pi(\partial P_+)_\partial = \emptyset$.

Let φ be a diffeomorphism which sends $(P_+, \beta'_+|_{P_+})$ to $(P_-, \beta'_-|_{P_-})$ and takes $(\partial P_+)_{int}$ to $(\partial P_-)_\partial$ and $(\partial P_+)_\partial$ to $(\partial P_-)_{int}$. We will refer to the triple (P_+, P_-, φ) as the *gluing data*. For the purposes of gluing, it suffices to require that $\beta'_+|_{P_+}$ and $\varphi^*(\beta'_-|_{P_-})$ be homotopic on P_+ , via a homotopy which is constant in a neighborhood of ∂P_+ . Note that, since $\dim M = 3$, we only need $\beta'_+|_{P_+}$ and $\varphi^*(\beta'_-|_{P_-})$ to match up on ∂P_+ , since we can linearly interpolate between primitives of positive area forms on a surface.

Topologically, we construct the sutured manifold (M, Γ) from (M', Γ') and the gluing data (P_+, P_-, φ) as follows: Let $M = M' / \sim$, where

- $x \sim \varphi(x)$ for all $x \in P_+$;
- $x \sim x'$ if $x, x' \in \pi^{-1}(\Gamma')$ and $\pi(x) = \pi(x') \in \Gamma'$.

Then

$$R_\pm(\Gamma) = \overline{(R_\pm(\Gamma') \setminus P_\pm)} / (\partial P_\pm)_{int} \sim \pi_\pm((\partial P_\mp)_\partial)$$

and

$$\Gamma = \overline{(\Gamma' \setminus \pi(\partial P_+ \sqcup \partial P_-))} / \pi((\partial P_+)_{int} \cap (\partial P_+)_\partial) \sim \pi((\partial P_-)_{int} \cap (\partial P_-)_\partial).$$

In dimension 3, for the purposes of studying holomorphic curves, we want to stretch in t -direction. In higher dimensions, one needs to stretch in both τ - and t -directions. The construction depends on the parameter N , where N is a stretching parameter in t -direction, and the resulting glued-up sutured contact manifold is written as $(M_N, \Gamma_N, U(\Gamma_N), \xi_N = \ker(\alpha_N))$.

Let $M^{(0)} = M_N^{(0)}$ (we will suppress N to avoid cluttering the notation) be the manifold obtained from the completion $(M')^*$ by removing the Side (S), i.e.,

$$M^{(0)} = M' \cup (R_+(\Gamma') \times [1; \infty)) \cup (R_+(\Gamma') \times (-\infty; -1]).$$

Then construct $M^{(1)}$ from

$$M^{(0)} \setminus ((P_+ \times [N, \infty)) \cup (P_- \times (-\infty, -N])),$$

by taking closures and identifying:

- $P_+ \times \{N\}$ with $P_- \times \{-N\}$;
- $(\partial P_+)_{int} \times [N, \infty)$ with $(\partial P_-)_{\partial} \times [-N, \infty)$;
- $(\partial P_+)_{\partial} \times (-\infty, N]$ with $(\partial P_-)_{int} \times (-\infty, -N]$;

all via the identification $(x, t) \mapsto (\varphi(x), t - 2N)$.

Next we take $N' \gg 0$ and truncate the Top and Bottom of $M^{(1)}$ to obtain the (compact) sutured manifold $(M^{(2)}, \Gamma^{(2)}, U(\Gamma^{(2)}))$ so that $M^{(2)}$ contains

$$M' \cup ((\overline{R_+(\Gamma') \setminus P_+}) \times [1, N']) \cup ((\overline{R_-(\Gamma') \setminus P_-}) \times [-N', -1]),$$

the Reeb vector field is transverse to the horizontal boundary, and the vertical boundary E is foliated by interval Reeb orbits with fixed action $\geq 3N'$. Attaching $V = [0, \tau_0] \times E$ to $M^{(2)}$ for some specific τ_0 gives us $(M_N, \Gamma_N, U(\Gamma_N))$. The horizontal boundary which is positively (resp. negatively) transverse to R will be called $R_+(\Gamma_N)$ (resp. $R_-(\Gamma_N)$). For more details we refer to [3].

3. CONSTRUCTION

In this section we construct sutured contact solid torus with $2n$ longitudinal sutures, where $n \geq 2$.

3.1. Gluing map. Now we construct $H \in C^\infty(\mathbb{R}^2)$. The flow of the Hamiltonian vector field associated to H will play a role of gluing map when we will apply the gluing construction described in Section 2.7 to the sutured contact solid cylinder constructed in Section 3.3.

We fix $x \in \mathbb{R}^2$ and consider $H_{sing}: \mathbb{R}^2 \rightarrow \mathbb{R}$ given by $H_{sing} = \mu r^2 \cos(n\theta)$ in polar coordinates about x , where $\mu > 0$ and $n \in \mathbb{N}$. Note that H_{sing} is singular only at x . We obtain $H \in C^\infty(\mathbb{R}^2)$ from H_{sing} by perturbing H_{sing} on a small disk $D(r_{sing})$ about x in such a way that H has $n - 1$ nondegenerate saddle points and interpolates with no critical points with H_{sing} on $D(r_{sing})$. In other words, $H = H_{sing}$ on $\mathbb{R}^2 \setminus D(r_{sing})$. For the level sets of H_{sing} and H in the case $n = 3$ we refer to Figure 1.

The construction of H was initially described by Cotton-Clay as a construction of a Hamiltonian function whose time-1 flow is a symplectical smoothing of the singular representative of pseudo-Anosov map in a neighborhood of a singular point with n prongs in [5].

Since the properties of H will be important for further discussion, we will recall the construction of H in full details in the following two lemmas:

Lemma 3.1 ([5]). *There is a smooth function G on the closed disk $D(1)$ with $n - 1$ nondegenerate saddle points and no other critical points such that on the boundary of the disk, $G|_{\partial D}$ is Morse with n minima and n maxima. Additionally, consider the one-manifold C_{max} consisting of the points where $G|_{\partial D(r)}$ is maximum for r near 1. Likewise consider C_{min} . We require that the derivative of*

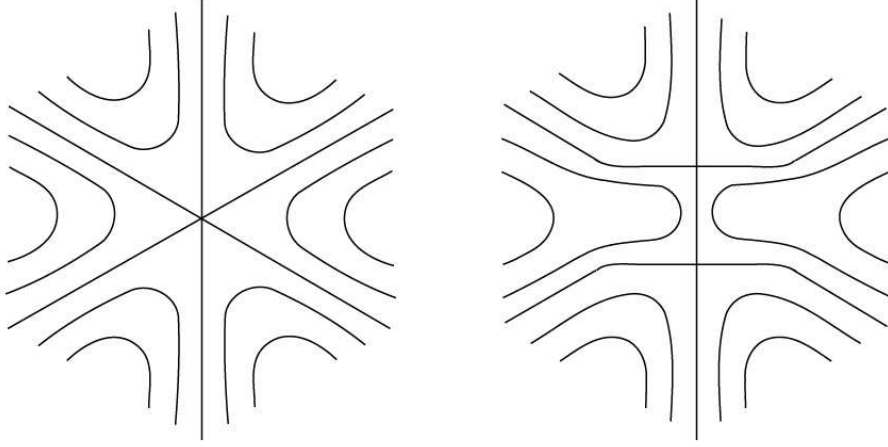


FIGURE 1. The level sets of H_{sing} (left) and the level sets of H (right) in the case $n = 3$.

G along C_{max} (pointing outward) is positive, that the derivative along C_{min} is negative, and that C_{max} and C_{min} are transverse to $\partial D(r)$ where they are defined.

Proof. First note that the function $x \sin(\pi y)$ has a saddle point at $(0, k)$ for $k \in \mathbb{Z}$. Now, consider a small rectangle $[-\varepsilon, \varepsilon] \times [0, n-2] \subset \mathbb{R}^2$ with semicircular caps on each end, which we call Σ . Σ is not smooth, but it is possible to smooth it with a C^1 -small perturbation near the points where it fails to be C^2 . We claim the map on Σ has the requisite properties (we then choose an appropriate map from $D(1)$ to Σ).

On Σ , except near the ends, the maxima, minima, and zeroes near the boundary are (for an appropriate choice of the subdisks $D(r)$) horizontal lines and the map on the boundary has nondegenerate zeroes and extrema. The C^1 -small perturbation from above cannot produce extra critical points of $G|_{\partial D(r)}$. If ε is small enough, then $x \sin(\pi y)$ is a C^2 -small perturbation of πxy , which has nondegenerate extrema and satisfies the derivative condition in the statement of the lemma, so $x \sin(\pi y)$ also has nondegenerate extrema. Finally, the map has the correct number of zeroes and extrema. \square

Lemma 3.2 ([5]). *Let G be as in the previous lemma. Then there exist constants $0 < c_1 \ll 1$ and $c_2 \gg 1$ such that if we define $H = c_1 G(c_2 z)$ on a small disk of radius $1/c_2$, there exists an extension to a function H which equals H_{sing} outside $D(r_{sing})$, and which has no critical points in the intermediate region.*

Proof. We proceed in three steps (we will rescale at the end):

- (1) Select r_1 slightly less than 1 and consider the disk $D(r_1) \subset D(1)$. We modify G so that the zeroes and extrema are in the correct places on $D(1) \setminus D(r_1)$ (in the sense that their placement agrees with that of $H_{sing} = \mu r^2 \cos(n\theta)$).

Isotop the identity map on the disk (through maps which preserve $D(r)$ setwise) to one which takes the zeroes of $G|_{D(1) \setminus D(r_1)}$ to the segments $\theta = \frac{k}{n}\pi/2$, the maxima of G on the

boundary of disks intermediate to D_1 and D_2 to the segments $\theta = \frac{2k}{n}\pi$, and the minima to the segments $\theta = \frac{2k+1}{n}\pi$. Note that these θ correspond with the placement of the zeroes, maxima, and minima of the map $H_{sing} = \mu r^2 \cos(n\theta)$.

Let G_1 be the composition of the inverse of the result of this isotopy with G . Note that G_1 also satisfies the conditions of Lemma 3.1.

- (2) Now select r_2 such that $r_1 < r_2 < 1$ and consider the disk $D(r_2)$. We modify G_1 so that it is $f(r) \cos(n\theta)$ for some increasing function $f(r)$ on the region $D(1) \setminus D(r_2)$.

To do this, select an increasing function $f(r)$ on $D(1)$ such that on $D(1) \setminus D(r_1)$,

$$|f(r) \cos(n\theta)| \geq K|G_1|$$

for some large constant K .

Let G_2 be a modification of G_1 on $D(1) \setminus D(r_1)$ which is increasing in absolute value (except where it is zero) on the rays $\theta = \text{const}$ as r increases from r_1 to 1 except possibly for a brief period initially (i.e. near r_1) and such that $G_2 = f(r) \cos(n\theta)$ on $D(1) \setminus D(r_2)$. We claim that we do not create additional critical points. Because the maxima, minima, and zeroes have the desired behavior in Lemma 3.1, there are only issues in between them. We can make the initial period where G_2 is not increasing short enough so as not to create new critical points of G_2 in this region.

- (3) Extend G_2 to a function G_3 on \mathbb{R}^2 by extending $f(r)$ to an increasing function which equals Cr^2 for $r \gg 0$ and some large constant C . Finally, let H be equal to $c_1 G_3(c_2 z)$ for appropriate constants c_1, c_2 (defined on an appropriate region).

□

Remark 3.3. From the construction of H it follows that there are no components of level sets of H which are circles, for then there would necessarily be an extremum inside, and H has none.

Lemma 3.4. *Let s be a saddle point of H . Then there are coordinates (x, y) about s such that $H = axy$ for $a > 0$.*

Proof. First observe that $H(s) = 0$. By Morse lemma, there are coordinates (x', y') about s such that $H = H(s) - x'^2 + y'^2$. Given $H(s) = 0$, we can write

$$H = -x'^2 + y'^2 = a \left(\frac{y'}{\sqrt{a}} - \frac{x'}{\sqrt{a}} \right) \left(\frac{y'}{\sqrt{a}} + \frac{x'}{\sqrt{a}} \right).$$

Now let

$$x = \frac{y'}{\sqrt{a}} + \frac{x'}{\sqrt{a}} \quad \text{and} \quad y = \frac{y'}{\sqrt{a}} - \frac{x'}{\sqrt{a}}.$$

Clearly x and y satisfy the statement of the lemma. In addition, the orientation of the pair (x, y) coincides with the orientation of (x', y') . □

Let U_k be a neighborhood of the k -th saddle point p_k of H from Lemma 3.4.

Remark 3.5. Note that there is an embedded curve which is a component of one of the level curves of H and connects all the saddle points of H . We call this embedded curve γ .

3.2. Contact form.

Claim 3.6. *If (M, ω) is an exact symplectic manifold, i.e., $\omega = d\beta$, then the flow $\varphi_{X_H}^t$ of a Hamiltonian vector field X_H consists of exact symplectic maps, i.e.,*

$$(\varphi_{X_H}^t)^*\beta - \beta = df_t \quad \text{for some function } f_t.$$

Proof. Since $\varphi^0 = id$,

$$(\varphi_{X_H}^t)^*\beta - \beta = \int_0^t \frac{d}{ds}(\varphi_{X_H}^s)^*\beta ds.$$

Since by definition $i_{X_H}\omega = -dH$, the integrand is equal to

$$\begin{aligned} (\varphi_{X_H}^s)^*L_{X_H}\beta &= (\varphi^s)^*(i_{X_H}d\beta + di_{X_H}\beta) = (\varphi_{X_H}^s)^*(-dH + d\beta(X_H)) \\ &= d(\varphi_{X_H}^s)^*(-H + \beta(X_H)) = d([-H + \beta(X_H)] \circ \varphi_{X_H}^s). \end{aligned}$$

Thus

$$f_t = \int_0^t (-H + \beta(X_H)) \circ \varphi_{X_H}^s ds.$$

□

Note that the condition that $\beta(X_H) = H$ is equivalent to the condition that $L_{X_H}\beta = 0$.

Remark 3.7. Let $f := f_1 = \int_0^1 (-H + \beta(X_H)) \circ \varphi_{X_H}^s ds$. In addition, let $S \subset M$ be a region such that $\beta(X_H) = H$ on S and $S' := \{s \in S : \varphi_{X_H}^t(s) \in S \forall t \in [0, 1]\}$. Then $f|_{S'} = 0$ and $(\varphi_{X_H}^1)^*(\beta) = \beta$ on S' .

In the next two lemmas we construct a 1-form β on \mathbb{R}^2 with $d\beta > 0$ and show that β is “adapted” to H , i.e., $\varphi_{X_H}^*\beta = \beta$ near the saddle points of H and on the region far enough from $D(r_{sing})$, where X_H is a Hamiltonian vector field with respect to $d\beta$ and φ_{X_H} is a time-1 map of X_H . The condition that $\beta(X_H) = H$ and Remark 3.7 will play a crucial role when we will compare $\varphi_{X_H}^*\beta$ and β .

Lemma 3.8. *There exists a 1-form β on \mathbb{R}^2 satisfying the following:*

- (1) $d\beta > 0$;
- (2) its singular foliation given by $\ker(\beta)$ has isolated singularities and no closed orbits;
- (3) the elliptic points are the saddle points of H ; $\beta = \frac{1}{2}(xdy - ydx)$ on U_k with respect to the coordinates from Lemma 3.4, where $k \in \{1, \dots, n-1\}$;
- (4) $\beta = \frac{1}{2}r^2d\theta$ on $\mathbb{R}^2 \setminus D(r_{sing})$ with respect to the polar coordinates whose origin is at the center of $D(r_{sing})$;
- (5) the hyperbolic points of the singular foliation of β are located on γ , outside of U_k ’s and distributed in such a way that between each two closest elliptic points there is exactly one hyperbolic point.

Proof. Consider a singular foliation \mathcal{F} on \mathbb{R}^2 which satisfies the following:

- (1) \mathcal{F} is Morse-Smale and has no closed orbits.

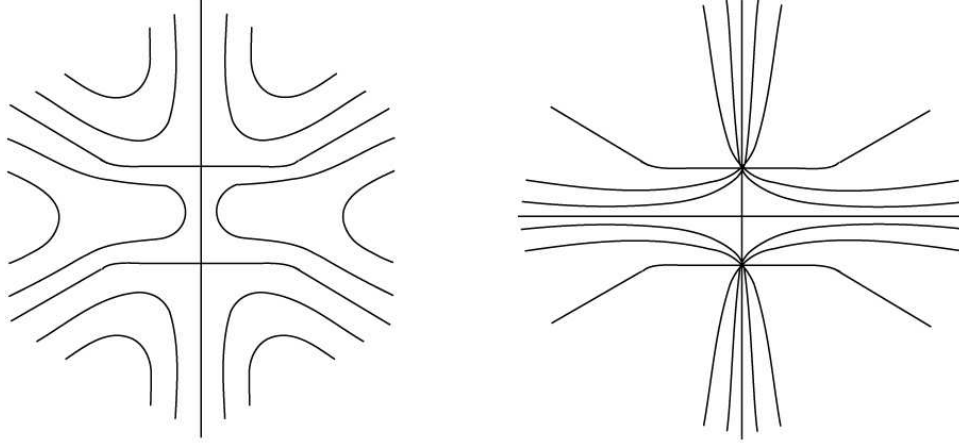


FIGURE 2. The level sets of H (left) and the characteristic foliation of β (right) in the case $n = 3$

- (2) The singular set of \mathcal{F} consists of elliptic points and hyperbolic points. The elliptic points are the saddle points of H . The hyperbolic points are located on γ and distributed in such a way that between each two closest elliptic points there is exactly one hyperbolic point. In addition, the hyperbolic points are outside of U_k 's.
- (3) \mathcal{F} is oriented, and for one choice of orientation the flow is transverse to and exits from $\partial D(r_{sing})$.

Next, we modify \mathcal{F} near each of the singular points so that \mathcal{F} is given by $\beta_0 = \frac{1}{2}(xdy - ydx)$ on U_k with respect to the coordinates from Lemma 3.4, and $\beta_0 = 2xdy + ydx$ near a hyperbolic point. In addition, on $\mathbb{R}^2 \setminus D(r_{sing})$, $\beta_0 = \frac{1}{2}r^2 d\theta$ with respect to the polar coordinates whose origin is at the center of $D(r_{sing})$. Finally, we get \mathcal{F} given by β_0 , which satisfies $d\beta_0 > 0$ near the singular points and on $\mathbb{R}^2 \setminus D(r_{sing})$. Now let $\beta = g\beta_0$, where g is a positive function with $dg(X) \gg 0$ such that $g|_{(\cup_{k=1}^{n-1} U_k) \cup (\mathbb{R}^2 \setminus D(r_{sing}))} = 1$ and X is an oriented vector field for \mathcal{F} such that X is 0 on $(\cup_{k=1}^{n-1} U_k) \cup (\mathbb{R}^2 \setminus D(r_{sing}))$ and nonzero outside of $(\cup_{k=1}^{n-1} U_k) \cup (\mathbb{R}^2 \setminus D(r_{sing}))$. Since $d\beta = dg \wedge \beta_0 + g \wedge d\beta_0$, $dg(X) \gg 0$ guarantees that $d\beta > 0$. \square

Remark 3.9. From the previous lemma we get β defined on \mathbb{R}^2 with the following properties:

- (i) $d\beta > 0$ on \mathbb{R}^2 .
- (ii) $\beta = \frac{1}{2}(xdy - ydx)$ and $H = axy$ on U_k for $k = 1, \dots, n-1$. In other words, the saddle points of H are exactly the elliptic singularities of β .
- (iii) $\beta = \frac{1}{2}r^2 d\theta$ and $H = \mu r^2 \cos(n\theta)$ on $\mathbb{R}^2 \setminus D(r_{sing})$.

For the comparison of the level sets of H with the singular foliation of β in the case $n = 3$ we refer to Figure 2.

Lemma 3.10. *Let β be a 1-form from Lemma 3.8. The Hamiltonian vector field X_H of H with respect to the area form $d\beta$ satisfies $\beta(X_H) = H$ on $(\cup_{k=1}^{n-1} U_k) \cup (\mathbb{R}^2 \setminus D(r_{sing}))$.*

Proof. First we work on U_k , where $k \in \{1, \dots, n-1\}$. From Remark 3.9 it follows that $\beta = \frac{1}{2}(xdy - ydx)$ and $H = axy$ on U_k . Let X_H be a Hamiltonian vector field defined by $i_{X_H}d\beta = -dH$. We show that

$$X_H = -ax \frac{\partial}{\partial x} + ay \frac{\partial}{\partial y}$$

is a solution of the equation

$$(3.2.1) \quad \beta(X_H) = H$$

on U_k . We calculate

$$i_{X_H}(d\beta) = (-ax\partial_x + ay\partial_y) \lrcorner (dx \wedge dy) = -axdy - aydx = -dH$$

and

$$\beta(X_H) = \frac{1}{2}(xdy - ydx) \left(-ax \frac{\partial}{\partial x} + ay \frac{\partial}{\partial y} \right) = axy = H.$$

Next, by Remark 3.9, $\beta = \frac{1}{2}r^2 d\theta$ and $H = \mu r^2 \cos(n\theta)$ on $\mathbb{R}^2 \setminus D(r_{sing})$.

As in the previous case, we show that

$$X_H = n\mu r \sin(n\theta) \frac{\partial}{\partial r} + 2\mu \cos(n\theta) \frac{\partial}{\partial \theta}$$

is a solution of Equation (3.2.1) on $\mathbb{R}^2 \setminus D(r_{sing})$. We calculate

$$\begin{aligned} i_{X_H}(d\beta) &= (n\mu r \sin(n\theta) \partial_r + 2\mu \cos(n\theta) \partial_\theta) \lrcorner (rdr \wedge d\theta) \\ &= -2\mu r \cos(n\theta) dr + n\mu r^2 \sin(n\theta) d\theta = -dH \end{aligned}$$

and

$$\beta(X_H) = \left(\frac{1}{2}r^2 d\theta \right) \left(n\mu r \sin(n\theta) \frac{\partial}{\partial r} + 2\mu \cos(n\theta) \frac{\partial}{\partial \theta} \right) = \mu r^2 \cos(n\theta) = H.$$

□

Let $\varphi_{X_H}^s$ be the time- s flow of X_H . Consider

$$\begin{aligned} S &:= \{x \in \mathbb{R}^2 \setminus D(r_{sing}) : \varphi_{X_H}^s(x) \in \mathbb{R}^2 \setminus D(r_{sing}) \forall s \in [0, 1]\} \quad \text{and} \\ V_k &:= \{x \in U_k : \varphi_{X_H}^s(x) \in U_k \forall s \in [0, 1]\}. \end{aligned}$$

Since the saddle points of H are the fixed points of $\varphi_{X_H}^s$ for $s \in [0, 1]$, V_k contains an open neighborhood about the k -th saddle point of H . In addition, note that S contains the level sets of H which do not intersect $D(r_{sing})$, and $(\mathbb{R}^2 \setminus D(R))$, where $R \gg r_{sing}$. For ease of notation, we write φ_{X_H} instead of $\varphi_{X_H}^1$.

Remark 3.11. Lemma 3.10 implies that $\varphi_{X_H}^*(\beta) = \beta$ on $S \cup (\cup_{k=1}^{n-1} V_k)$.

Remark 3.12. From Remark 3.3 and the fact that the flow of X_H preserves the level sets of H it follows that $\{p_k\}_{k=1}^{n-1}$ is the set of periodic points of φ_{X_H} on \mathbb{R}^2 .

In the next lemma we construct a contact form α on $D^2 \times [-1, 1]$ such that R_α has vertical trajectories.

Lemma 3.13. *Let β_0 and β_1 be two 1-forms on D^2 such that $\beta_0 = \beta_1$ in a neighborhood of ∂D^2 and $d\beta_0 = d\beta_1 = \omega > 0$. Then there exists a contact 1-form α and a Reeb vector field R_α on $[-1, 1] \times D^2$ with coordinates (t, x) , where t is a coordinate on $[-1, 1]$ and x is a coordinate on D^2 , with the following properties:*

- (1) $\alpha = dt + \varepsilon\beta_0$ in a neighborhood of $\{-1\} \times D^2$;
- (2) $\alpha = dt + \varepsilon\beta_1$ in a neighborhood of $\{1\} \times D^2$;
- (3) R_α is collinear to $\frac{\partial}{\partial t}$ on $[-1, 1] \times D^2$;
- (4) $R_\alpha = \frac{\partial}{\partial t}$ in a neighborhood of $[-1, 1] \times \partial D^2$.

Here ε is a small positive number.

Proof. Since D^2 is simply connected and $\omega = d\beta_0 = d\beta_1 > 0$, there exists a function $h \in C^\infty(D^2)$ such that $\beta_1 - \beta_0 = dh$. Let $\chi_0: [-1, 1] \rightarrow [0, 1]$ be a smooth map for which $\chi_0(t) = 0$ for $-1 \leq t \leq -1 + \varepsilon_{\chi_0}$, $\chi_0(t) = 1$ for $1 - \varepsilon_{\chi_0} \leq t \leq 1$ and $\chi'_0(t) \geq 0$ for $t \in [-1, 1]$, where ε_{χ_0} is a small positive number. In addition, we define $\chi_1(t) := \chi'_0(t)$.

Consider $[-1, 1] \times D^2$ equipped with a 1-form

$$\alpha = (1 + \varepsilon\chi_1(t)h)dt + \varepsilon((1 - \chi_0(t))\beta_0 + \chi_0(t)\beta_1).$$

We then compute

$$\begin{aligned} d\alpha &= \varepsilon(\chi_1(t)dh \wedge dt + (1 - \chi_0(t))d\beta_0 + \chi_0(t)d\beta_1 + \chi'_0(t)dt \wedge \beta_1 - \chi'_0(t)dt \wedge \beta_0) \\ &= \varepsilon(\chi_1(t)dh \wedge dt + \chi'_0(t)dt \wedge \beta_1 - \chi'_0(t)dt \wedge \beta_0) + \varepsilon\omega \\ &= \varepsilon(\chi_1(t)dh \wedge dt - \chi'_0(t)\beta_1 \wedge dt + \chi'_0(t)\beta_0 \wedge dt) + \varepsilon\omega \\ &= \varepsilon(\chi_1(t)dh \wedge dt - \chi'_0(t)(\beta_1 - \beta_0) \wedge dt) + \varepsilon\omega \\ &= \varepsilon(\chi_1(t)dh \wedge dt - \chi'_0(t)dh \wedge dt) + \varepsilon\omega \\ &= \varepsilon(\chi_1(t) - \chi'_0(t))dh \wedge dt + \varepsilon\omega = \varepsilon\omega \end{aligned}$$

and hence

$$\begin{aligned} \alpha \wedge d\alpha &= ((1 + \varepsilon\chi_1(t)h)dt + \varepsilon((1 - \chi_0(t))\beta_0 + \chi_0(t)\beta_1)) \wedge \varepsilon\omega \\ &= \varepsilon dt \wedge \omega + \varepsilon^2(\chi_1(t)hdt + (1 - \chi_0(t))\beta_0 + \chi_0(t)\beta_1) \wedge \omega. \end{aligned}$$

If ε is sufficiently small, then α satisfies the contact condition, i.e., $\alpha \wedge d\alpha > 0$.

Now let us show that the Reeb vector field R_α is given by

$$R_\alpha = \frac{1}{1 + \varepsilon\chi_1(t)h} \frac{\partial}{\partial t}.$$

First we compute

$$i_{R_\alpha}(d\alpha) = \left(\frac{1}{1 + \varepsilon\chi_1(t)h} \partial_t \right) \lrcorner (\varepsilon\omega) = 0.$$

Then we check the normalization condition, i.e., $\alpha(R_\alpha) = 1$:

$$\begin{aligned}\alpha(R_\alpha) &= ((1 + \varepsilon\chi_1(t)h)dt + \varepsilon((1 - \chi_0(t))\beta_0 + \chi_0(t)\beta_1)) \left(\frac{1}{1 + \varepsilon\chi_1(t)h} \frac{\partial}{\partial t} \right) \\ &= \frac{1 + \varepsilon\chi_1(t)h}{1 + \varepsilon\chi_1(t)h} = 1.\end{aligned}$$

Since $\beta_1 = \beta_0$ in a neighborhood of ∂D , $h = 0$ in a neighborhood of ∂D^2 and hence $R_\alpha = \frac{\partial}{\partial t}$ in a neighborhood of $[-1, 1] \times \partial D^2$. Finally, we see that α satisfies Conditions (1) – (4). \square

Fix $R_* \gg r_{sing}$ such that there is an annular neighborhood V_{R_*} of $\partial D(R_*)$ in \mathbb{R}^2 with $V_{R_*} \subset S$. Consider $D(R_*)$ with two 1-forms $\beta_0 := \beta|_{D(R_*)}$, where β is a 1-form from Lemma 3.8, and $\beta_1 := \varphi_{X_H}^*(\beta)|_{D(R_*)}$. By Remark 3.11,

$$(3.2.2) \quad \beta_0 = \beta_1 \quad \text{on} \quad V_{R_*} \cap D(R_*).$$

In addition, we have

$$(3.2.3) \quad d\beta_1 = d(\varphi_{X_H}^*(\beta)|_{D(R_*)}) = \varphi_{X_H}^*(d\beta)|_{D(R_*)} = (d\beta)|_{D(R_*)} = d\beta_0 > 0.$$

From Equations (3.2.2) and (3.2.3) it follows that β_0 and β_1 satisfy the conditions of Lemma 3.13.

Now take $[-1, 1] \times D(R_*)$ with the contact 1-form α from Lemma 3.13 with β_0 and β_1 as in the previous paragraph. Note that $\beta_1 - \beta_0 = dh$ for $h \in C^\infty(D(R_*))$. We can rewrite this equation as

$$(3.2.4) \quad \varphi_{X_H}^*(\beta)|_{D(R_*)} - \beta|_{D(R_*)} = dh.$$

Let us remind that

$$\varphi_{X_H}^*(\beta) - \beta = df$$

on \mathbb{R}^2 , where

$$f = \int_0^1 (-H + \beta(X_H)) \circ \varphi_{X_H}^s ds.$$

Hence, $h := f|_{D(R_*)}$ satisfies Equation (3.2.4). From Remark 3.7 it follows that $f|_{D(R_*)} = 0$ on $(\cup_{k=1}^{n-1} V_k) \cup (D(R_*) \cap S)$. Thus, $h = 0$ on $(\cup_{k=1}^{n-1} V_k) \cup (D(R_*) \cap S)$ and as a consequence $X_h = 0$ on $(\cup_{k=1}^{n-1} V_k) \cup (D(R_*) \cap S)$.

Remark 3.14. Since $h = 0$ on $(\cup_{k=1}^{n-1} V_k) \cup (D(R_*) \cap S)$, by the construction of α , $R_\alpha = \partial_t$ on $(\cup_{k=1}^{n-1} [-1, 1] \times V_k) \cup ([-1, 1] \times (D(R_*) \cap S))$.

Let $\beta_- := \varepsilon\beta_0$ and $\beta_+ := \varepsilon\beta_1$, where ε is a constant from Lemma 3.13 which makes α contact.

3.3. Gluing. In this section we will construct the sutured contact solid torus with $2n$ parallel longitudinal sutures, where $n \geq 2$.

First we construct surfaces with boundary $P_+, P_-, D \subset \mathbb{R}^2$ with the following properties:

- (1) $P_\pm \subset D$;
- (2) $(\partial P_\pm)_\partial \subset \partial D$ and $(\partial P_\pm)_{int} \subset int(D)$;
- (3) φ_{X_H} maps P_+ to P_- in such a way that $\varphi_{X_H}((\partial P_+)_{int}) = (\partial P_-)_\partial$ and $\varphi_{X_H}((\partial P_+)_\partial) = (\partial P_-)_{int}$;
- (4) $(\partial P_-)_\partial \cap (\partial P_+)_\partial = \emptyset$.

Recall that

$$X_H = n\mu r \sin(n\theta) \frac{\partial}{\partial r} + 2\mu \cos(n\theta) \frac{\partial}{\partial \theta} \quad \text{and} \quad \beta_- = \beta_+ = \frac{\varepsilon}{2} r^2 d\theta$$

on $D(R_*) \cap S$. Note that X_H is collinear to $-\partial_r$ for $\theta = \frac{3\pi}{2n} + \frac{2\pi k}{n}$, where $k \in \{0, \dots, n-1\}$. For simplicity, let us denote

$$\theta_k^- := \frac{3\pi}{2n} + \frac{2\pi k}{n} - \frac{\pi}{2n} \quad \text{and} \quad \theta_k^+ := \frac{3\pi}{2n} + \frac{2\pi k}{n} + \frac{\pi}{2n},$$

where $k \in \{0, \dots, n-1\}$.

Fix R such that $r_{\text{sing}} \ll R \ll R_*$ and there is an annular neighborhood $V(R)$ of $\partial D(R)$ in $D(R_*)$ satisfying $\{(r, \theta) : R \leq r \leq R_*\} \subset V(R) \subset S \cap D(R_*)$.

Consider $D(R) \subset D(R_*)$. Let a_k^+ be a segment on $\partial D(R)$ which starts at (R, θ_k^-) and ends at (R, θ_k^+) , i.e., $a_k^+ := \{(R, \theta) : \theta_k^- \leq \theta \leq \theta_k^+\}$.

Consider $\bigcup_{k=0}^{n-1} \varphi_{X_H}(a_k^+)$. It is easy to see that every level set of H which intersects a_k^+ intersects it only once. Hence, using that there are no closed level sets of H and X_H is $\frac{2\pi}{n}$ -symmetric on $D(R_*) \setminus D(r_{\text{sing}})$, we get

$$\left(\bigcup_{k=0}^{n-1} \varphi_{X_H}(a_k^+) \right) \cap \left(\bigcup_{k=0}^{n-1} a_k^+ \right) = \emptyset.$$

Let $a_k^- := \varphi_{X_H}(a_k^+)$. By possibly making R and R_* big enough, we can make a_k^- 's to be in $V(R)$. Consider the endpoints of a_k^- 's. Since X_H is $\frac{2\pi}{n}$ -symmetric outside of $D(r_{\text{sing}})$, it is easy to see that $\varphi_{X_H}(R, \theta_k^-) = (\tilde{R}, \tilde{\theta}_k^-)$ and $\varphi_{X_H}(R, \theta_k^+) = (\tilde{R}, \tilde{\theta}_k^+)$, where $\theta_k^- - \frac{\pi}{2n} < \tilde{\theta}_k^- < \theta_k^-$, $\theta_k^+ < \tilde{\theta}_k^+ < \theta_k^+ + \frac{\pi}{2n}$ and $\tilde{R} > R$. In addition, observe that \tilde{R} is the same for all endpoints of a_k^+ 's.

Let $\{b_k^+\}_{k=0}^{n-1}$ be a set of embedded curves on $D(R_*)$ with the following properties:

- (P₁) b_{k-1}^+ starts at the terminal point of a_{k-1}^+ and ends at the initial point of a_k^+ , where k is considered mod n ;
- (P₂) $b_{k-1}^+ \subset \{(r, \theta) : r > r_{\text{sing}}, \theta_{k-1}^+ \leq \theta \leq \theta_k^-\}$ and $b_{k-1}^+ \subset V(R)$ for $k = 0, \dots, n-1$;
- (P₃) $\varphi_{X_H}(b_k^+) \subset \{(r, \theta) : r > R\} \subset V(R)$ for $k = 0, \dots, n-1$;
- (P₄) the region bounded by a_k^+ 's and b_k^+ 's has smooth boundary;
- (P₅) each level set of H which intersects b_k^+ intersects it only once.

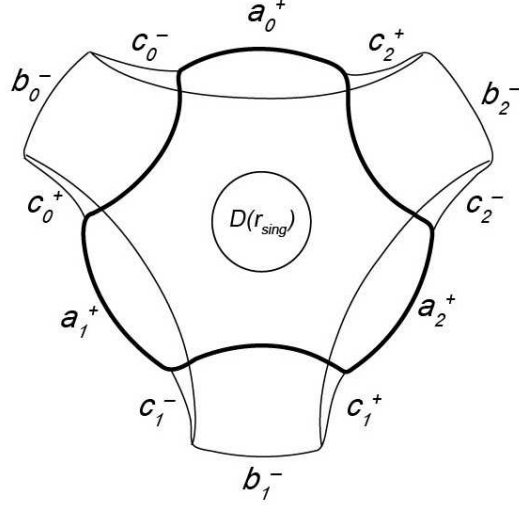
For simplicity, we take $\frac{2\pi}{n}$ -symmetric b_k^+ 's, i.e., b_{k+1}^+ can be obtained from b_k^+ , where k is considered mod n , by doing $\frac{2\pi}{n}$ -positive rotation about the center of $D(R_*)$.

Note that Properties (P₂) and (P₃) and the form of X_H on $D(R_*) \setminus D(r_{\text{sing}})$ imply that

$$(3.3.1) \quad \varphi_{X_H}(b_{k-1}^+) \subset \{(r, \theta) : r > R, \tilde{\theta}_{k-1}^+ \leq \theta \leq \tilde{\theta}_k^-\} \subset V(R),$$

where $k \in \{0, \dots, n-1\}$. Again, using that the level sets of H which intersects b_k^+ intersects it only once, there are no closed level sets of H and X_H is $\frac{2\pi}{n}$ -symmetric, we obtain

$$\left(\bigcup_{k=0}^{n-1} \varphi_{X_H}(b_k^+) \right) \cap \left(\bigcup_{k=0}^{n-1} b_k^+ \right) = \emptyset.$$

FIGURE 3. Construction of P_+ , P_- and D in the case $n = 3$

Let $b_k^- := \varphi_{X_H}(b_k^+)$. From Formula (3.3.1) and the construction of a_k^+ 's it follows that

$$(3.3.2) \quad \left(\bigcup_{k=0}^{n-1} a_k^+ \right) \cap \left(\bigcup_{k=0}^{n-1} b_k^- \right) = \emptyset.$$

Then we connect the terminal point of a_k^+ with the initial point of b_k^- by the line segment c_k^- and the terminal point of b_k^- with the initial point of a_{k+1}^+ by the line segment c_k^+ . From the construction above it follows that c_k^- intersects $D(R)$ only at the terminal point of a_k^+ , and c_k^+ intersects $D(R)$ only at the initial point of a_{k+1}^+ . Then we round the corners between c_k^- and a_k^+ , c_k^- and b_k^- , c_k^+ and b_k^- , c_k^+ and a_{k+1}^+ . Finally, we get a surface whose boundary consists of a_k^+ 's, b_k^- 's, c_k^+ 's and c_k^- 's, which we call D . See Figure 3.

Remark 3.15. By the construction, a_k^\pm 's, b_k^\pm 's and c_k^\pm lie in $V(R) \subset D(R_*) \cap S$.

Now we take $[-1, 1] \times D$ with a contact form $\alpha := \alpha|_{[-1, 1] \times D}$ and contact structure $\xi = \ker(\alpha)$. Let $\Gamma = \{0\} \times \partial D$ in $[-1, 1] \times D$ and $U(\Gamma) := [-1, 0] \times [-1, 1] \times \Gamma$ be a neighborhood of Γ with coordinates $(\tau, t) \in [-1, 0] \times [-1, 1]$, where t is a usual t -coordinate on $[-1, 1] \times D$. By Remark 3.15, we can make $U(\Gamma)$ such that

$$(3.3.3) \quad U(\Gamma) \subset [-1, 1] \times (D \cap S).$$

Observe that $\partial_h([-1, 1] \times D) = R_+ \cup R_-$, where $R_+ = \{-1\} \times D$ and $R_- = \{1\} \times D$ with respect to the coordinates on $[-1, 1] \times D$. In addition, $\partial_v([-1, 1] \times D) = [-1, 1] \times \partial D$ with respect the coordinates on $[-1, 1] \times D$. Let $\beta_\pm := \beta_\pm|_{\{\pm 1\} \times D}$.

Lemma 3.16. *($[-1, 1] \times D, \Gamma, U(\Gamma), \xi$) is a sutured contact manifold and α is an adapted contact form.*

Proof. First note that $\alpha|_{R_-} = \beta_-$ and $\alpha|_{R_+} = \beta_+$. Let us check that (R_-, β_-) and (R_+, β_+) are Liouville manifolds. From the construction of β_\pm it follows that $d(\beta_-) = d(\beta_+) > 0$. Since

$\beta_- = \beta_+$ on $D \cap S$ and by Equation (3.3.3), $\alpha = dt + \beta_-$ on $U(\Gamma)$. Recall that $\beta_- = \beta_+ = \frac{\varepsilon}{2}r^2d\theta$ on $D \cap S$. Hence, $\alpha|_{U(\Gamma)} = dt + \frac{\varepsilon}{2}r^2d\theta$. The calculation

$$i_{Y_{\pm}|_{R_{\pm} \cap U(\Gamma)}}(d\beta_{\pm}) = \left(\frac{1}{2}r\partial_r\right) \lrcorner (\varepsilon r dr \wedge d\theta) = \frac{\varepsilon}{2}r^2d\theta = \beta_{\pm}$$

implies that the Liouville vector fields $Y_{\pm}|_{R_{\pm} \cap U(\Gamma)}$ are equal to $\frac{1}{2}r\partial_r$. From the construction of D it follows that Y_{\pm} is positively transverse to ∂R_{\pm} . Therefore, $(R_-, \varepsilon\beta_0)$ and $(R_+, \varepsilon\beta_1)$ are Liouville manifolds. As we already mentioned, $\alpha = dt + \beta_-$ on $U(\Gamma)$. Finally, if we take τ such that $\partial_{\tau} = \frac{1}{2}r\partial_r$, then $([-1, 1] \times D, \Gamma, U(\Gamma), \xi)$ becomes a sutured contact manifold with an adapted contact form α . \square

Now observe that from the construction of α it follows that $\alpha|_{[-1, -1+\varepsilon_{\chi_0}] \times D} = dt + \beta_-$ and $\alpha|_{[1-\varepsilon_{\chi_0}, 1] \times D} = dt + \beta_+$. Then we define $P_{\pm} \subset R_{\pm}$. Let P_+ be a region bounded by a_k^+ 's and b_k^+ 's in R_+ and let P_- be a region bounded by a_k^- 's and b_k^- 's in R_- . Note that from Remark 3.15 it follows that a_k^{\pm} 's and b_k^{\pm} are in S . Hence, by Lemma 3.16, $Y_{\pm} = \frac{1}{2}r\partial_r$ along ∂P_{\pm} . The construction of a_k^{\pm} 's and b_k^{\pm} implies that Y_{\pm} is positively transverse to ∂P_{\pm} . From the construction we made it is easy to see that $(\partial P_+)_{\partial} = \cup_{k=0}^{n-1} a_k^+$, $(\partial P_+)_{int} = \cup_{k=0}^{n-1} b_k^+$, $(\partial P_-)_{\partial} = \cup_{k=0}^{n-1} b_k^-$ and $(\partial P_-)_{int} = \cup_{k=0}^{n-1} a_k^-$. If $\pi: [-1, 1] \times D \rightarrow D$ is a projection to D along ∂_t , then from Equation (3.3.2) it follows that $\pi((\partial P_-)_{\partial}) \cap \pi((\partial P_+)_{\partial}) = \emptyset$. Observe that $\varphi_{X_H}^*(\beta_-|_{P_-}) = \beta_+|_{P_+}$ and $\varphi_{X_H}(a_k^+) = a_k^-$, $\varphi_{X_H}(b_k^+) = b_k^-$ for $k = 0, \dots, n-1$. Hence, by definition of P_{\pm} , φ_{X_H} sends P_+ to P_- in such a way that $(\partial P_+)_{int}$ maps to $(\partial P_-)_{\partial}$ and $(\partial P_+)_{\partial}$ maps to $(\partial P_-)_{int}$.

Next, we follow the gluing procedure overviewed in Section 2.7 and completely described in [3]. We get a sutured contact manifold $(S^1 \times D^2, \tilde{\Gamma}, U(\tilde{\Gamma}), \tilde{\alpha})$. For simplicity, we omit index N . Observe that the region enclosed by ∂D and a_k^+ in $D \setminus P_-$ contains a_k^+ and the region enclosed by ∂D and b_k^+ in $D \setminus P_+$ contains b_k^- . Then from the gluing construction and the form of φ_{X_H} near the boundary of P_+ it follows that $\tilde{\Gamma}$ has $2n$ parallel longitudinal components.

3.4. Reeb orbits. Consider $(S^1 \times D^2, \tilde{\Gamma}, U(\tilde{\Gamma}), \tilde{\alpha})$ obtained in Section 3.3. Recall that $\tilde{\Gamma}$ consists of $2n$ parallel longitudinal curves. Let $\tilde{\xi}$ denote the contact structure defined by $\tilde{\alpha}$ and $R_{\tilde{\alpha}}$ denote the Reeb vector field defined by $\tilde{\alpha}$. The main goal of this section is to understand the set of embedded, closed orbits of $R_{\tilde{\alpha}}$.

Definition 3.17. Let S be a non-empty set with two non-empty subsets S_1 and S_2 such that $S_1 \cap S_2 \neq \emptyset$, and let $f: S_1 \rightarrow S_2$. A point $s \in S_1$ is called a *periodic point* of f of period n if $f^n(s)$ is well-defined, i.e., $f^i(s) \in S_1 \cap S_2$ for $i = 1, \dots, n-1$, and $f^n(s) = s$.

Lemma 3.18. $R_{\tilde{\alpha}}$ has $n-1$ embedded, closed orbits.

Proof. First consider $\varphi_{X_H}|_{P_+}$. Recall that from the construction of P_- and P_+ it follows that $\varphi_{X_H}(P_+) = P_-$. Hence, by Remark 3.12, $\{p_k\}_{k=1}^{n-1}$ is the set of periodic points of $\varphi_{X_H}|_{P_+}$.

From the construction of α on $[-1, 1] \times D$ and the gluing construction it follows that there is a one-to-one correspondence between the set of embedded Reeb orbits and the set of periodic points of $\varphi_{X_H}|_{P_+}$. Thus, there are $n-1$ embedded closed orbits of $R_{\tilde{\alpha}}$. \square

Let γ_k be the embedded, closed orbit, which corresponds to the periodic point p_k , i.e., γ_k is obtained from $[-1, 1] \times \{p_k\} \subset [-1, 1] \times D$.

Lemma 3.19. γ_k^s is a nondegenerate orbit for $k \in \{1, \dots, n-1\}$ and $s \in \mathbb{N}$. Moreover $\{\gamma_k\}_{k=1}^{n-1}$ is a set of positive hyperbolic orbits and $\int_{\gamma_l} \tilde{\alpha} = \int_{\gamma_m} \tilde{\alpha}$ for $l, m = 1, \dots, n-1$.

Proof. Let

$$M^{(0)} = (([-1, 1] \times D) \cup (R_+(\Gamma) \times [1; \infty)) \cup (R_+(\Gamma) \times (-\infty; -1]))$$

and

$$\tilde{M} = M^{(0)} \setminus ((P_+ \times (N, \infty) \cup (P_- \times (-\infty, -N))).$$

In addition, let $\alpha_{\tilde{M}}$ denote the contact form on \tilde{M} and let $\xi_{\tilde{M}}$ denote the contact structure defined by $\alpha_{\tilde{M}}$.

Consider $[-1, 1] \times D \subset \tilde{M}$. From the construction of α it follows that $\alpha|_{[-1, 1] \times V_k} = dt + \beta_-$. Since the contact structure on $[1, \infty) \times P_+$ is given by $dt + \beta_+$ and the contact structure on $(-\infty, -1] \times P_-$ is given by $dt + \beta_-$, $\alpha_{\tilde{M}}|_{[-N, N] \times V_k} = dt + \beta_-$ on $[-N, N] \times V_k \subset \tilde{M}$. Therefore, we get

$$(3.4.1) \quad \int_{[-N, N] \times \{p_k\}} \alpha_{\tilde{M}} = 2N.$$

From the gluing construction and Equation (3.4.1) it follows that $\int_{\gamma_k} \tilde{\alpha} = 2N$. Note that $\int_{\gamma_k} \tilde{\alpha}$ does not depend on k . Hence, $\int_{\gamma_l} \tilde{\alpha} = \int_{\gamma_m} \tilde{\alpha}$ for $l, m = 1, \dots, n-1$.

Now observe that $H|_{V_k} = axy$ and hence

$$\varphi_{X_H}|_{V_k} = \begin{pmatrix} \lambda & 0 \\ 0 & \lambda^{-1} \end{pmatrix},$$

where $\lambda = e^a$. Let the symplectic trivialization of $\xi_{\tilde{M}}$ along $[-N, N] \times \{p_k\}$ be given by the framing $(\lambda^{\frac{-N-t}{2N}} \partial_x, \lambda^{\frac{t+N}{2N}} \partial_y)$. Note that the symplectic trivialization of $\xi_{\tilde{M}}$ gives rise to the symplectic trivialization of $\tilde{\xi}$ along γ_k .

It is easy to see that the linearized return map P_{γ_k} is given by

$$P_{\gamma_k} = \begin{pmatrix} \lambda & 0 \\ 0 & \lambda^{-1} \end{pmatrix}.$$

Since the eigenvalues of P_{γ_k} are positive real numbers different from 1, γ_k is a positive hyperbolic orbit. Hence, $\{\gamma_k\}_{k=1}^{n-1}$ is a set of positive hyperbolic orbits of $R_{\tilde{\alpha}}$. In addition, $P_{\gamma_k^s} = P_{\gamma_k}^s$. Therefore, the eigenvalues of $P_{\gamma_k^s}$ are different from 1. Hence, γ_k^s is a nondegenerate orbit for $s \in \mathbb{N}$.

□

4. CALCULATIONS

In this section we will calculate the sutured embedded contact homology, the sutured cylindrical contact homology and the sutured contact homology of the sutured contact solid torus constructed in Section 3.3.

Consider the symplectization $(\mathbb{R} \times (S^1 \times D^2)^*, d(e^s \tilde{\alpha}^*))$ of $((S^1 \times D^2)^*, \tilde{\alpha}^*)$, where s is the coordinate on \mathbb{R} and $((S^1 \times D^2)^*, \tilde{\alpha}^*)$ is the completion of $(S^1 \times D^2, \tilde{\Gamma}, U(\tilde{\Gamma}), \tilde{\alpha})$. Let J be an almost complex structure on $(\mathbb{R} \times (S^1 \times D^2)^*, d(e^s \tilde{\alpha}^*))$ tailored to $((S^1 \times D^2)^*, \tilde{\alpha}^*)$.

4.1. Sutured embedded contact homology. Consider the set of embedded, closed orbits of $R_{\tilde{\alpha}}$. By Lemma 3.18, $R_{\tilde{\alpha}}$ has $n-1$ embedded, closed orbits $\gamma_1, \dots, \gamma_{n-1}$, which are positive hyperbolic by Lemma 3.19. In addition, Lemma 3.19 implies that all Reeb orbits are nondegenerate. From the gluing construction, i.e., since $\{p\}_{k=1}^{n-1}$ is a set of fixed points of φ_{X_H} , it follows that $[\gamma_i]$ is a generator of $H_1(S^1 \times D^2; \mathbb{Z})$ for $i \in \{1, \dots, n-1\}$ and $[\gamma_i] = [\gamma_j]$ for $i, j \in \{1, \dots, n-1\}$. From now on we identify $H_1(S^1 \times D^2; \mathbb{Z})$ with \mathbb{Z} in such a way that $[\gamma_i] \in H_1(S^1 \times D^2; \mathbb{Z})$ is identified with $1 \in \mathbb{Z}$ for $i \in \{1, \dots, n-1\}$. Recall that multiplicities of hyperbolic orbits in an admissible orbit set must be equal to 1. Hence, from Lemma 3.19 it follows that the admissible orbit sets are of the form $\{(\gamma_{i_1}, 1), \dots, (\gamma_{i_s}, 1)\}$, where $1 \leq i_1 < \dots < i_s \leq n-1$. Note that \emptyset is an admissible orbit set. For ease of notation, we write $\gamma_{i_1} \dots \gamma_{i_s}$ instead of $\{(\gamma_{i_1}, 1), \dots, (\gamma_{i_s}, 1)\}$ and 1 instead of \emptyset , where $1 \leq i_1 < \dots < i_s \leq n-1$.

Lemma 4.1. *Let ∂ be the ECH differential. Then $\partial(a) = 0$ for every admissible orbit set a .*

Proof. Fix $h \in H_1(S^1 \times D^2; \mathbb{Z})$. Let S_h be a set of admissible orbit sets with homology class h . It is easy to see that

$$S_h = \begin{cases} \{\gamma_{i_1} \dots \gamma_{i_h}\}, & \text{for } 0 \leq h \leq n-1; \\ \emptyset, & \text{otherwise.} \end{cases}$$

From Lemma 3.19 it follows that for every $a \in S_h$, $\mathcal{A}(a) = 2Nh$. Let $a, b \in S_h$ be different admissible orbit sets. Then, as we already mentioned,

$$(4.1.1) \quad \mathcal{A}(a) = \mathcal{A}(b) = 2Nh.$$

From Equation (4.1.1) and the second part of Lemma 2.10 it follows that $M^J(a, b)$ is empty. In addition, by the second part of Lemma 2.10, every element in $M^J(a, a)$ maps to a union of trivial cylinders. Hence, by Proposition 2.12 and definition of ∂ , $\partial(a) = 0$. Note that trivial cylinders are regular and hence we can omit the genericity assumption in Proposition 2.12. Thus, for every admissible orbit set a , $\partial(a) = 0$. \square

Again, let S_h be a set of admissible orbit sets with homology class h .

By counting the number of element in S_h , we get

$$(4.1.2) \quad |S_h| = \begin{cases} \binom{n-1}{h}, & \text{for } 0 \leq h \leq n-1; \\ 0, & \text{otherwise.} \end{cases}$$

By Equation (4.1.2) and Lemma 4.1, we get

$$ECH(S^1 \times D^2, \tilde{\Gamma}, \tilde{\alpha}, J, h) \simeq \Lambda^* \langle \gamma_1, \dots, \gamma_{n-1} \rangle \simeq \begin{cases} \mathbb{Z}^{\binom{n-1}{h}}, & \text{for } 0 \leq h \leq n-1; \\ 0, & \text{otherwise.} \end{cases}$$

Here $\Lambda^* \langle \gamma_1, \dots, \gamma_{n-1} \rangle$ is the exterior algebra over \mathbb{Z} generated by $\gamma_1, \dots, \gamma_{n-1}$. Thus, we obtain

$$ECH(S^1 \times D^2, \tilde{\Gamma}, \tilde{\alpha}, J) = \bigoplus_{h \in H_1(S^1 \times D^2; \mathbb{Z})} ECH(S^1 \times D^2, \tilde{\Gamma}, \tilde{\alpha}, J, h) \simeq \sum_{h=0}^{n-1} \binom{n-1}{h} \mathbb{Z} = \mathbb{Z}^{2^{n-1}}.$$

This completes the proof of Theorem 1.2.

Remark 4.2. Note that for the constructed sutured contact solid torus, the sutured Floer homology coincides with the sutured embedded contact homology. This follows from the tensor product formula in [13].

4.2. Sutured cylindrical contact homology. First recall that Lemma 3.18 implies that all closed orbits of $R_{\tilde{\alpha}}$ are nondegenerate.

Remark 4.3. Note that there are no contractible Reeb orbits. Hence, from Fact 2.18, Remark 2.21 and the fact that $\pi_1(S^1 \times D^2; \mathbb{Z}) \simeq H_1(S^1 \times D^2; \mathbb{Z}) \simeq \mathbb{Z}$ it follows that for all $h \in H_1(S^1 \times D^2; \mathbb{Z})$ $HC_*^{cyl, h}(S^1 \times D^2, \tilde{\Gamma}, \tilde{\alpha}_{\tilde{\delta}}, J)$ is defined, i.e., $\partial^2 = 0$, and is independent of contact form $\tilde{\alpha}$ for the given contact structure $\tilde{\xi}$ and the almost complex structure J .

Note that $C_*(\tilde{\alpha}, J)$ splits as

$$C_*(\tilde{\alpha}, J) = \bigoplus_{h \in H_1(S^1 \times D^2; \mathbb{Z})} C_*^h(\tilde{\alpha}, J).$$

From Lemma 3.19 it follows that $\{\gamma_k\}_{k=1}^{n-1}$ is a set of positive hyperbolic orbits. Fix $k \in \{1, \dots, n-1\}$ and consider the symplectic trivialization of $\tilde{\xi}$ along γ_k from Lemma 3.19. Since $[\gamma_l] = [\gamma_m] = 1 \in H_1(S^1 \times D^2; \mathbb{Z})$ for $l, m \in \{1, \dots, n-1\}$, we can choose surfaces S_{ki} realizing a homology between γ_k and γ_i for $i \in \{1, \dots, n-1\}$ and extend the symplectic trivialization from γ_k to γ_i for $i \in \{1, \dots, n-1\}$. Let τ be the obtained symplectic trivialization. From Lemma 3.19 it follows that $\{\gamma_k\}_{k=1}^{n-1}$ is a set of positive hyperbolic orbits. Hence, definition of Conley-Zehnder index implies that $\mu_{\tau}(\gamma_l^s)$ is even for $l \in \{1, \dots, n-1\}$ and $s \in \mathbb{N}$. Then, according to the definition of a good orbit it follows that γ_l^s is a good orbit for $l \in \{1, \dots, n-1\}$ and $s \in \mathbb{N}$. Hence, we get

$$(4.2.1) \quad C_*^h(\tilde{\alpha}, J) = \begin{cases} \mathbb{Q}\langle \gamma_1^h, \dots, \gamma_{n-1}^h \rangle, & \text{for } h \geq 1; \\ 0, & \text{otherwise.} \end{cases}$$

Here $\mathbb{Q}\langle \gamma_1^h, \dots, \gamma_{n-1}^h \rangle$ is a \mathbb{Q} -module freely generated by $\gamma_1^h, \dots, \gamma_{n-1}^h$. Now recall that Lemma 3.19 says that $\int_{\gamma_l} \tilde{\alpha} = \int_{\gamma_m} \tilde{\alpha} = 2N$, where $l, m \in \{1, \dots, n-1\}$. Therefore,

$$(4.2.2) \quad \int_{\gamma_l^s} \tilde{\alpha} = \int_{\gamma_m^s} \tilde{\alpha} = 2Ns,$$

for $l, m \in \{1, \dots, n-1\}$ and $s \in \mathbb{N}$.

Remark 2.21, Equation (4.2.2) and definition of the cylindrical contact homology differential imply that $\partial|_{C_*^h(\tilde{\alpha}, J)} = 0$ for all $h \in H_1(S^1 \times D^2; \mathbb{Z})$. Thus, using Equation (4.2.1), we obtain

$$(4.2.3) \quad \begin{aligned} HC^{cyl, h}(S^1 \times D^2, \tilde{\Gamma}, \tilde{\xi}) &= \bigoplus_{i \in \mathbb{Z}} HC_i^{cyl, h}(S^1 \times D^2, \tilde{\Gamma}, \tilde{\xi}) \\ &\simeq \begin{cases} \mathbb{Q}^{n-1}, & \text{for } h \geq 1; \\ 0, & \text{otherwise.} \end{cases} \end{aligned}$$

Finally, Equation (4.2.3) implies that

$$HC^{cyl}(S^1 \times D^2, \tilde{\Gamma}, \tilde{\xi}) = \bigoplus_{h \geq 1} \bigoplus_{i \in \mathbb{Z}} HC_i^{cyl, h}(S^1 \times D^2, \tilde{\Gamma}, \tilde{\xi}) \simeq \bigoplus_{h \geq 1} \mathbb{Q}^{n-1}.$$

This completes the proof of Theorem 1.3.

4.3. Sutured contact homology. Recall that from Lemma 3.18 it follows that all closed orbits of $R_{\tilde{\alpha}}$ are nondegenerate. From the discussion in the previous section it follows that γ_l^s is a good orbit for $l \in \{1, \dots, n-1\}$ and $s \in \mathbb{N}$. Hence, the supercommutative algebra $\mathcal{A}(\tilde{\alpha}, J)$ is generated by γ_l^s for $l \in \{1, \dots, n-1\}$ and $s \in \mathbb{N}$. Note that $\mathcal{A}(\tilde{\alpha}, J)$ splits as

$$\mathcal{A}(\tilde{\alpha}, J) = \bigoplus_{h \in H_1(S^1 \times D^2; \mathbb{Z})} \mathcal{A}^h(\tilde{\alpha}, J)$$

and

$$\mathcal{A}^h(\tilde{\alpha}, J) = \mathbb{Q} \langle \gamma_{i_1}^{k_1} \dots \gamma_{i_l}^{k_l} \rangle \simeq \bigoplus_{l=1}^{n-1} \mathbb{Q}^{\binom{n-1}{l} p(h, l)},$$

where $\sum_{i=1}^s k_i = h$ and $p(h, l)$ denotes the number of partitions of h into l parts

In [7, Corollary 4.2], Fabert proved that the differential in contact homology and rational symplectic field theory is strictly decreasing with respect to the symplectic action filtration. In other words, branched covers of trivial cylinders do not contribute to contact homology and rational symplectic field theory differentials.

From Lemma 3.19 it follows that all generators of $\mathcal{A}^h(\tilde{\alpha}, J)$ have the same symplectic action and hence $\partial|_{\mathcal{A}^h(\tilde{\alpha}, J)} = 0$ for all $h \in H_1(S^1 \times D^2; \mathbb{Z})$. Thus,

$$HC^h(S^1 \times D^2, \tilde{\Gamma}, \tilde{\xi}) = \bigoplus_{i \in \mathbb{Z}} HC_i^h(S^1 \times D^2, \tilde{\Gamma}, \tilde{\xi}) \simeq \begin{cases} \bigoplus_{l=1}^{n-1} \mathbb{Q}^{\binom{n-1}{l} p(h, l)}, & \text{for } h \geq 1; \\ 0, & \text{otherwise,} \end{cases}$$

and hence

$$HC(S^1 \times D^2, \tilde{\Gamma}, \tilde{\xi}) = \bigoplus_{h \geq 1} \bigoplus_{i \in \mathbb{Z}} HC_i^h(S^1 \times D^2, \tilde{\Gamma}, \tilde{\xi}) \simeq \bigoplus_{h \geq 1} \bigoplus_{l=1}^{n-1} \mathbb{Q}^{\binom{n-1}{l} p(h, l)}.$$

This completes the proof of Theorem 1.4.

REFERENCES

- [1] F Bourgeois, *A survey of Contact Homology*, lectures at Yashafest, 2007.
- [2] F Bourgeois, Y Eliashberg, H Hofer, K Wysocki and E Zehnder, *Compactness results in symplectic field theory*, *Geom. and Top.* **7** (2003), 799–888.
- [3] V Colin, P Ghiggini, K Honda and M Hutchings, *Sutures and contact homology I*, preprint 2010, arXiv:1004.2942.
- [4] V Colin and K Honda, *Constructions contrôlées de champs de Reeb et applications*, *Geom. Topol.* **9** (2005), 2193–2226.
- [5] A Cotton-Clay, *Symplectic Floer homology of area-preserving surface diffeomorphisms*, *Geom. Topol.* **13** (2009), 2619–2674.
- [6] Y Eliashberg, A Givental and H Hofer, *Introduction to symplectic field theory*, *Geom. Funct. Anal. Special Volume* **10** (2000), 560–673.

- [7] O Fabert, *Obstruction bundles over moduli spaces with boundary and the action filtration in symplectic field theory*, preprint 2007, arXiv:0709.3312.
- [8] D Gabai, *Foliations and the topology of 3-manifolds*, J. Diff. Geom **18** (1983), 445–503.
- [9] M Hutchings, *An index inequality for embedded pseudoholomorphic curves in symplectizations*, J. Eur. Math. Soc. **4** (2002), 313–361.
- [10] M Hutchings and M Sullivan, *Rounding corners of polygons and the embedded contact homology of T^3* , Geom. Topol. **10** (2006), 169–266.
- [11] M Hutchings and C H Taubes, *Gluing pseudoholomorphic curves along branched covered cylinders I*, J. Symplectic Geom. **5** (2007), 43–137.
- [12] M Hutchings and C H Taubes, *Gluing pseudoholomorphic curves along branched covered cylinders II*, J. Symplectic Geom. **7** (2009), 29–133.
- [13] A Juhász, *Holomorphic disks and sutured manifolds*, Algebr. Geom. Topol. **6** (2006), 1429–1457 (electronic).
- [14] A Juhász, *Floer homology and surface decompositions*, Geom. Topol. **12** (2008), 299–350 (electronic).
- [15] P B Kronheimer and T S Mrowka, *Knots, sutures and excision*, preprint 2008, arXiv:0807.4891.
- [16] P B Kronheimer and T S Mrowka, *Monopoles and three-manifolds*, Cambridge University Press, 2008.
- [17] P Ozsváth and Z Szabó, *Holomorphic disks and topological invariants for closed three-manifolds*, Ann. of Math. (2) **159** (2004), 1027–1158.
- [18] C H Taubes, *Embedded contact homology and Seiberg-Witten Floer homology I-IV*, preprints 2008.
- [19] C H Taubes, *The Seiberg-Witten equations and the Weinstein conjecture*, Geom. Topol. **11** (2007), 2117–2202.

MATHEMATICAL SCIENCES RESEARCH INSTITUTE, BERKELEY, CA 94720

E-mail address: r.a.golovko@gmail.com

URL: <http://rgolovko.net>