

# Light-time computations for the BepiColombo radioscience experiment

G. Tommei · A. Milani · D. Vokrouhlický

Received: date / Accepted: date

**Abstract** The radioscience experiment is one of the on board experiment of the Mercury ESA mission BepiColombo that will be launched in 2014. The goals of the experiment are to determine the gravity field of Mercury and its rotation state, to determine the orbit of Mercury, to constrain the possible theories of gravitation (for example by determining the post-Newtonian (PN) parameters), to provide the spacecraft position for geodesy experiments and to contribute to planetary ephemerides improvement. This is possible thanks to a new technology which allows to reach great accuracies in the observables range and range rate; it is well known that a similar level of accuracy requires studying a suitable model taking into account numerous relativistic effects. In this paper we deal with the modelling of the space-time coordinate transformations needed for the light-time computations and the numerical methods adopted to avoid rounding-off errors in such computations.

**Keywords** Mercury · Interplanetary tracking · Light-time · Relativistic effects · Numerical methods

## 1 Introduction

BepiColombo is an European Space Agency mission to be launched in 2014, with the goal of an in-depth exploration of the planet Mercury; it has been identified as one of the most challenging long-term planetary projects. Only two NASA missions had Mercury as target in the past, the Mariner 10, which flew by three times in 1974-5 and

---

G. Tommei, A. Milani  
Department of Mathematics, University of Pisa, Largo B. Pontecorvo 5, 56127 Pisa, Italy  
E-mail: tommei@dm.unipi.it

A. Milani  
E-mail: milani@dm.unipi.it

D. Vokrouhlický  
Institute of Astronomy, Charles University, V Holešovičkách 2, CZ-18000 Prague 8, Czech Republic  
E-mail: vokrouhl@cesnet.cz

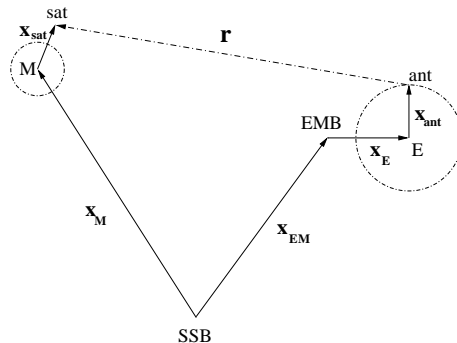
Messenger, which carried out its flybys on January and October 2008, September 2009 before it starts its year-long orbiter phase in March 2011.

The BepiColombo mission is composed by two spacecraft to be put in orbit around Mercury. The radioscience experiment is one of the on board experiments, which would coordinate a gravimetry, a rotation and a relativity experiment, using a very accurate range and range rate tracking. These measurements will be performed by a full 5-way link ([4]) to the Mercury orbiter; by exploiting the frequency dependence of the refraction index, the differences between the Doppler measurements (done in Ka and X band) and the delay give information on the plasma content along the radiowave path. In this way most of the measurements errors introduced can be removed, improving of about two orders of magnitude with respect to the past technologies. The accuracies that can be achieved are 10 cm in range and  $3 \times 10^{-4}$  cm/s in range rate.

How we compute these observables? For example, a first approximation of the range could be given by the formula

$$r = |\mathbf{r}| = |(\mathbf{x}_{\text{sat}} + \mathbf{x}_{\text{M}}) - (\mathbf{x}_{\text{EM}} + \mathbf{x}_{\text{E}} + \mathbf{x}_{\text{ant}})|, \quad (1)$$

which models a very simple geometrical situation (see Figure 1). The vector  $\mathbf{x}_{\text{sat}}$  is the mercurycentric position of the orbiter, the vector  $\mathbf{x}_{\text{M}}$  is the position of the center of mass of Mercury (M) in a reference system with origin at the Solar System Barycenter (SSB), the vector  $\mathbf{x}_{\text{EM}}$  is the position of the Earth-Moon center of mass in the same reference system,  $\mathbf{x}_{\text{E}}$  is the vector from the Earth-Moon Barycenter (EMB) to the center of mass of the Earth (E), the vector  $\mathbf{x}_{\text{ant}}$  is the position of the reference point of the ground antenna with respect to the center of mass of the Earth.



**Fig. 1** Geometric sketch of the vectors involved in the computation of the range. SSB is the Solar System Barycenter, M is the center of Mercury, EMB is the Earth-Moon Barycenter, E is the center of the Earth.

Using (1) means to model the space as flat arena ( $r$  is an Euclidean distance) and the time as absolute parameter. This is obviously not possible because it is clear that, beyond some threshold of accuracy, these quantities have to be formulated within the framework of Einstein's theory of gravity (general relativity theory, GRT). Moreover we have to take into account the different times at which the events have to be computed: the transmission of the signal at the transmit time ( $t_t$ ), the signal at the Mercury orbiter at the time of bounce ( $t_b$ ) and the reception of the signal at the receive time ( $t_r$ ).

Formula (1) could be a good starting point to construct a correct relativistic formulation; with the word “correct” we do not mean all the possible relativistic effects, but the effects that can be measured by the experiment. This paper deals with the corrections to apply to this formula to obtain a consistent relativistic model for the computations of the observables and the practical implementation of such computations.

In Section 2 we discuss the relativistic four-dimensional reference systems used and the transformations adopted to make the sums in (1) consistent; according to [13], with “reference system” we mean a purely mathematical construction, while a “reference frame” is a some physical realization of a reference system. The relativistic contribution to the time delay due to the Sun’s gravitational field, the Shapiro effect, is described in Section 3. Section 4 deals with the theoretical procedure to compute the light-time (range) and the Doppler shift (range rate). In Section 5 we discuss the practical implementation of the algorithms showing how we eliminate rounding-off problems.

The equations of motion for the planets Mercury and Earth, including all the relativistic effects (and potential violations of GRT) required to the accuracy of the BepiColombo radioscience experiment have already been discussed in [10], thus this paper concentrates on the computation of the observables.

## 2 Space-time reference frames and transformations

The five vectors involved in formula (1) have to be computed at their own time, the epoch of different events: e.g.,  $\mathbf{x}_{\text{ant}}$ ,  $\mathbf{x}_{\text{EM}}$  and  $\mathbf{x}_{\text{E}}$  are computed at both the antenna *transmit time*  $t_t$  and the *receive time*  $t_r$  of the signal.  $\mathbf{x}_{\text{M}}$  and  $\mathbf{x}_{\text{sat}}$  are computed at the *bounce time*  $t_b$  (when the signal has arrived to the orbiter and is sent back, with correction for the delay of the transponder). To be able to perform the vector sums and differences, these vectors have to be converted to a common space-time reference system, the only possible choice being some realization of the BCRS (Barycentric Celestial Reference System). We adopt for now a realization of the BCRS that we call SSB (Solar System Barycentric) reference frame and in which the time is TDB (Barycentric Dynamic Time); other possible choices, such as a TCB (Barycentric Celestial Time), only can differ by linear scaling. The TDB choice of the SSB timescale entails also the appropriate linear scaling of space-coordinates and planetary masses as described for instance in [6] or [7].

The vectors  $\mathbf{x}_{\text{M}}$ ,  $\mathbf{x}_{\text{E}}$ , and  $\mathbf{x}_{\text{EM}}$  are already in SSB as provided by numerical integration and external ephemerides; thus the vectors  $\mathbf{x}_{\text{ant}}$  and  $\mathbf{x}_{\text{sat}}$  have to be converted to SSB from the geocentric and mercurycentric systems, respectively. Of course the conversion of reference system implies also the conversion of the time coordinate. There are three different time coordinates to be considered. The currently published planetary ephemerides are provided in TDB. The observations are based on averages of clock and frequency measurements on the Earth surface: this defines another time coordinate called TT (Terrestrial Time). Thus for each observation the times of transmission  $t_t$  and receiving  $t_r$  need to be converted from TT to TDB to find the corresponding positions of the planets, e.g., the Earth and the Moon, by combining information from the precomputed ephemerides and the output of the numerical integration for Mercury and the Earth-Moon barycenter. This time conversion step is necessary for the accurate processing of each set of interplanetary tracking data; the main term in the difference

TT-TDB is periodic, with period 1 year and amplitude  $\simeq 1.6 \times 10^{-3}$  s, while there is essentially no linear trend, as a result of a suitable definition of the TDB.

The equation of motion of a mercurycentric orbiter can be approximated, to the required level of accuracy, by a Newtonian equation provided the independent variable is the proper time of Mercury. Thus, for the BepiColombo radioscience experiment, it is necessary to define a new time coordinate TDM (Mercury Dynamic Time), as described in [10], containing terms of 1-PN order depending mostly upon the distance from the Sun and velocity of Mercury.

From now on we shall call the quantities related to the SSB frame “TDB-compatible”, the quantities related to the geocentric frame “TT-compatible”, and the quantities related to the mercurycentric frame “TDM-compatible”, in accordance with the paper [7], and label them TB, TT and TM, respectively.

The differential equation giving the local time  $T$  as a function of the SSB time  $t$ , which we are currently assuming to be TDB, is the following:

$$\frac{dT}{dt} = 1 - \frac{1}{c^2} \left[ U + \frac{v^2}{2} - L \right], \quad (2)$$

where  $U$  is the gravitational potential (the list of contributing bodies depends upon the accuracy required: in our implementation we use Sun, Mercury to Neptune, Moon) at the planet center and  $v$  is the SSB velocity of the same planet. The constant term  $L$  is used to perform the conventional rescaling motivated by removal of secular terms, e.g., for the Earth we use  $L_C$ .

The space-time transformations we have to perform involve essentially the position of the antenna and the position of the orbiter. The geocentric coordinates of the antenna should be transformed into TDB-compatible coordinates; the transformation is expressed by the formula

$$\mathbf{x}_{\text{ant}}^{TB} = \mathbf{x}_{\text{ant}}^{TT} \left( 1 - \frac{U}{c^2} - L_C \right) - \frac{1}{2} \left( \frac{\mathbf{v}_E^{TB} \cdot \mathbf{x}_{\text{ant}}^{TT}}{c^2} \right) \mathbf{v}_E^{TB},$$

where  $U$  is the gravitational potential at the geocenter (excluding the Earth mass),  $L_C = 1.48082686741 \times 10^{-8}$  is a scaling factor given as definition, supposed to be a good approximation for removing secular terms from the transformation and  $\mathbf{v}_E^{TB}$  is the barycentric velocity of the Earth. The next formula contains the effect on the velocities of the time coordinate change, which should be consistently used together with the coordinate change:

$$\mathbf{v}_{\text{ant}}^{TB} = \left[ \mathbf{v}_{\text{ant}}^{TT} \left( 1 - \frac{U}{c^2} - L_C \right) - \frac{1}{2} \left( \frac{\mathbf{v}_E^{TB} \cdot \mathbf{v}_{\text{ant}}^{TT}}{c^2} \right) \mathbf{v}_E^{TB} \right] \cdot \left[ \frac{dT}{dt} \right].$$

Note that the previous formula contains the factor  $dT/dt$  (expressed by eq. (2)) that deals with time transformation:  $T$  is the local time for Earth, that is TT, and  $t$  is the corresponding TDB time.

The mercurycentric coordinates of the orbiter should be transformed into TDB-compatible coordinates through the formula

$$\mathbf{x}_{\text{sat}}^{TB} = \mathbf{x}_{\text{sat}}^{TM} \left( 1 - \frac{U}{c^2} - L_{CM} \right) - \frac{1}{2} \left( \frac{\mathbf{v}_M^{TB} \cdot \mathbf{x}_{\text{sat}}^{TM}}{c^2} \right) \mathbf{v}_M^{TB},$$

where  $U$  is the gravitational potential at the center of mass of Mercury (excluding the Mercury mass) and  $L_{CM}$  could be used to remove the secular term in the time transformation (thus defining a TM scale, implying a rescaling of the mass of Mercury). We believe this is not necessary: the secular drift of TDM with respect to other time scales is significant, see Figure 5 in paper [10], but a simple iterative scheme is very efficient in providing the inverse time transformation. Thus we set  $L_{CM} = 0$ , assuming the reference frame is TDM-compatible. As for the antenna we have a formula expressing the velocity transformation that contains the derivative of time  $T$  for Mercury, that is TDM, with respect to time  $t$ , that is TDB:

$$\mathbf{v}_{\text{sat}}^{TB} = \left[ \mathbf{v}_{\text{sat}}^{TM} \left( 1 - \frac{U}{c^2} - L_{CM} \right) - \frac{1}{2} \left( \frac{\mathbf{v}_M^{TB} \cdot \mathbf{v}_{\text{sat}}^{TM}}{c^2} \right) \mathbf{v}_M^{TB} \right] \cdot \left[ \frac{dT}{dt} \right].$$

In all the formulas for these coordinate changes we have neglected the terms of the SSB acceleration of the planet center ([3]), because they contain beside  $1/c^2$  the additional small parameter (distance from planet center)/(planet distance to the Sun), which is of the order of  $10^{-4}$  even for a Mercury orbiter.

To assess the relevance of the relativistic corrections of this section to the accuracy of the BepiColombo radioscience experiment, we have computed the observables range and range rate with and without these corrections. As shown in Figure 2, the differences are significant, at a signal-to-noise ratio  $S/N \simeq 1$  for range, much more for range rate, with an especially strong signature from the orbital velocity of the mercurycentric orbit (with  $S/N > 50$ ).

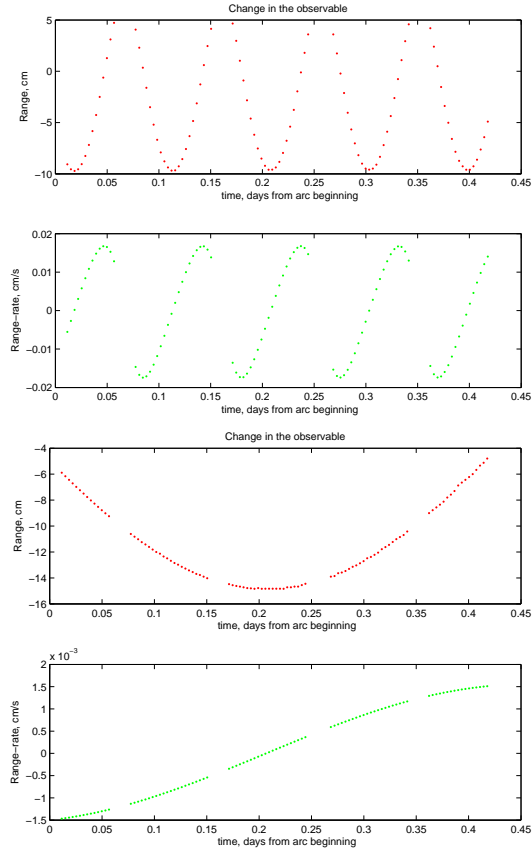
### 3 Shapiro effect

The correct modelling of space-time transformations is not sufficient to have a precise computation of the signal delay: we have to take into account the general relativistic contribution to the time delay due to the space-time curvature under the effect of the Sun's gravitational field, the *Shapiro effect* ([12]). The Shapiro time delay  $\Delta t$  at the 1-PN level, according to [15] and [11], is

$$\Delta t = \frac{(1 + \gamma) \mu_0}{c^3} \ln \left( \frac{r_t + r_r + r}{r_t + r_r - r} \right), \quad S(\gamma) = c \Delta t ;$$

$r_t = |\mathbf{r}_t|$  and  $r_r = |\mathbf{r}_r|$  are the heliocentric distances of the transmitter and the receiver at the corresponding time instants of photon transmission and reception,  $\mu_0$  is the gravitational mass of the Sun ( $\mu_0 = G m_0$ ) and  $r = |\mathbf{r}_r - \mathbf{r}_t|$ . The planetary terms, similar to the solar one, can also be included but they are smaller than the accuracy needed for our measurements. Parameter  $\gamma$  is the only post-Newtonian parameter used for the light-time effect and, in fact, it could be best constraint during superior conjunction ([8]). The total amount of the Shapiro effect in range is shown in Figure 3.

The question arises whether the very high signal to noise in the range requires other terms in the solar gravity influence, due to either (i) motion of the source, or (ii) higher-order corrections when the radio waves are passing near the Sun, at just a few solar radii (and thus the denominator in the log-function of the Shapiro formula is small). The corrections (i) are of the post-Newtonian order 1.5, that is containing a factor  $1/c^3$ , but it has been shown in [10] that they are too small to affect our accuracy. The corrections (ii) are of order 2, that is  $1/c^4$ , but they can be actually larger for

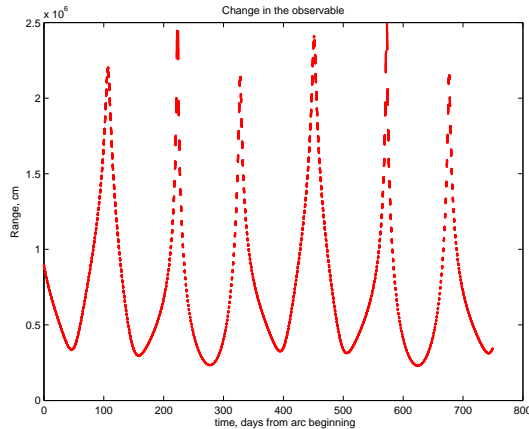


**Fig. 2** The difference in the observables range and range rate for one pass of Mercury above the horizon for a ground station, by using a hybrid model in which the position and velocity of the orbiter have not transformed to TDB-compatible quantities and a correct model in which all quantities are TDB-compatible. Interruptions of the signal are due to spacecraft passage behind Mercury as seen for the Earth station. Top: for an hybrid model with the satellite position and velocity not transformed to TDB-compatible. Bottom: for an hybrid model with the position and velocity of the antenna not transformed to TDB-compatible.

an experiment involving Mercury. The relevant correction is most easily obtained by adding  $1/c^4$  terms in the Shapiro formula, due to the bending of the light path:

$$S(\gamma) = \frac{(1 + \gamma) \mu_0}{c^2} \ln \left( \frac{r_t + r_r + r + \frac{(1+\gamma)\mu_0}{c^2}}{r_t + r_r - r + \frac{(1+\gamma)\mu_0}{c^2}} \right).$$

This formulation has been proposed in [11] and it has been justified in the small impact parameter regime by much more theoretically rooted derivations in [5], [14] and [1]. Figure 4 shows that the order 2 correction is relevant for our experiment, especially when there is a superior conjunction with a small impact parameter of the radio wave path passing near the Sun. Note that the  $1/c^4$  correction ( $\sim 10$  cm) in the



**Fig. 3** Total amount of the Shapiro effect in range over 2-year simulation. The sharp peaks correspond to superior conjunctions, when Mercury is “behind the Sun” as seen from Earth, with values as large as 24 km for radiowaves passing at 3 solar radii from the center of the Sun. Interruptions of the signal are due to spacecraft visibility from the Earth station (in this simulation we assume just one station).

Shapiro formula effectively corresponds to  $\sim 3 \times 10^{-5}$  correction in the value of the post-Newtonian parameter  $\gamma$ .

The Shapiro correction for the computation of the range rate is

$$\dot{S} = \frac{2(1+\gamma)\mu_0}{c^2} \left[ \frac{-r(\dot{r}_t + \dot{r}_r) + \dot{r} \left( r_t + r_r + \frac{(1+\gamma)\mu_0}{c^2} \right)}{(r_t + r_r + \frac{(1+\gamma)\mu_0}{c^2})^2 - r^2} \right],$$

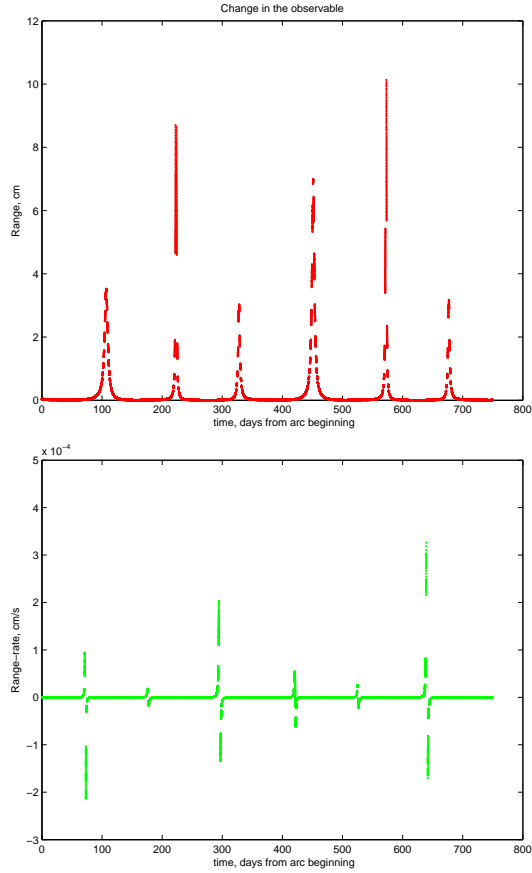
where the time derivative is with respect to a TDB time. This formula is almost never found in the literature and has not been much used in the processing of the past radioscience experiments, such as in [2], because the observable range rate is typically computed as difference of ranges divided by time; however, for reasons explained in Section 5, this formula is now necessary.

#### 4 Light-time iterations

Since radar measurements are usually referred to the receive time  $t_r$  the observables are seen as functions of this time, and the computation sequence works backward in time: starting from  $t_r$ , the bounce time  $t_b$  is computed iteratively, and, using this information the transmit time  $t_t$  is computed.

The vectors  $\mathbf{x}_M^{TB}$  and  $\mathbf{x}_{EM}^{TB}$  are obtained integrating the post-Newtonian equations of motions. The vectors  $\mathbf{x}_{sat}^{TM}$  are obtained by integrating the orbit in the mercurycentric TDM-compatible frame. The vector  $\mathbf{x}_{ant}^{TT}$  is obtained from a standard IERS model of Earth rotation, given accurate station coordinates, and  $\mathbf{x}_E^{TT}$  from lunar ephemerides ([9]).

In the following subsections we shall describe the procedure to compute the range (Section 4.1) and the range rate (Section 4.2).



**Fig. 4** Differences in range (top) and range rate (bottom) by using an order 1 and an order 2 post-Newtonian formulation ( $\gamma = 1$ ); the correction is relevant for BepiColombo, at least when a superior conjunction results in a small impact parameter  $b$ . E.g., in this figure we have plotted data assumed to be available down to  $b \simeq 3R_0$ . For larger values of  $b$  the effect decreases as  $1/b^2$ .

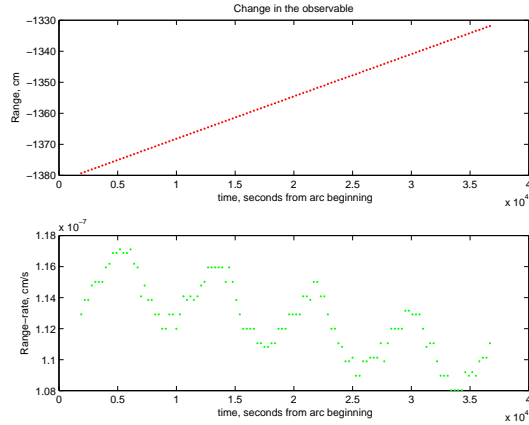
#### 4.1 Range

Once the five vectors are available at the appropriate times and in a consistent SSB system, there are two different light-times, the up-leg  $\Delta t_{up} = t_b - t_t$  for the signal from the antenna to the orbiter, and the down-leg  $\Delta t_{down} = t_r - t_b$  for the return signal. They are defined implicitly by the distances down-leg and up-leg

$$\begin{aligned} \mathbf{r}_{do}(t_r) &= \mathbf{x}_{\text{sat}}(t_b(t_r)) + \mathbf{x}_M(t_b(t_r)) - \mathbf{x}_{\text{EM}}(t_r) - \mathbf{x}_E(t_r) - \mathbf{x}_{\text{ant}}(t_r) , \\ r_{do}(t_r) &= |\mathbf{r}_{do}(t_r)| , \quad c(t_r - t_b) = r_{do}(t_r) + S_{do}(\gamma) , \end{aligned} \quad (3)$$

$$\begin{aligned} \mathbf{r}_{up}(t_r) &= \mathbf{x}_{\text{sat}}(t_b(t_r)) + \mathbf{x}_M(t_b(t_r)) - \mathbf{x}_{\text{EM}}(t_t(t_r)) - \mathbf{x}_E(t_t(t_r)) - \mathbf{x}_{\text{ant}}(t_t(t_r)) , \\ r_{up}(t_r) &= |\mathbf{r}_{up}(t_r)| , \quad c(t_b - t_t) = r_{up}(t_r) + S_{up}(\gamma) , \end{aligned} \quad (4)$$





**Fig. 5** The difference in the observables range and range rate using a light-time in TT and a light time in TDB: the difference in range is very high, more than 13 meters in one day, while the difference in range rate is less than the accuracy of the experiment.

respectively, with somewhat different Shapiro effects. Then  $t_r - t_b$  and  $t_b - t_t$  are the two portions of the light-time, in the time attached to the SSB, that is TDB; this provides the computation of  $t_t$ . Then these times are to be converted back in the time system applicable at the receiving station, where the time measurement is performed, which is TT (or some other form of local time, such as the standard UTC).  $t_r$  is already available in the local time scale, from the original measurement, while  $t_t$  needs to be converted back from TDB to TT. The difference between these two TT times is  $\Delta t_{tot}$ , from which we can conventionally define  $r(t_r) = c \Delta t_{tot} / 2$ . Note that the difference  $\Delta t_{tot}$  in TT is significantly different from  $t_r - t_t$  in TDB, by an amount of the order of  $10^{-7}$  s, while the sensitivity of the BepiColombo radioscience experiment is of the order of  $10^{-9}$  s, thus these conversions change the computed observable in a significant way, see Figure 5.

The practical method for solving  $t_b(t_r)$  and  $t_t(t_r)$  in eqs. (3) and (4) is as follows. Since the measurement is labeled with the receive time  $t_r$ , the iterative procedure needs to start from eq. (3) by computing the states  $\mathbf{x}_{EM}$ ,  $\mathbf{x}_E$  and  $\mathbf{x}_{ant}$  at epoch  $t_r$ , then selecting a rough guess  $t_b^0$  for the bounce time (e.g.,  $t_b^0 = t_r$ ). Then the states  $\mathbf{x}_{sat}$  and  $\mathbf{x}_M$  are computed at  $t_b^0$  and a successive guess  $t_b^1$  is given by (3). This is repeated computing  $t_b^2$ , and so on until convergence, that is, until  $t_b^k - t_b^{k-1}$  is smaller than the required accuracy. This fixed point iteration to solve the implicit equation for  $t_b$  is convergent because the motion of the satellite and of Mercury, in the time  $t_r - t_b$ , is a small fraction of the total difference vector. After accepting the last value of  $t_b$  we start with the states  $\mathbf{x}_{sat}$  and  $\mathbf{x}_M$  at  $t_b$  and with a rough guess  $t_t^0$  for the transmit time (e.g.,  $t_t^0 = t_b$ ). Then  $\mathbf{x}_{EM}$ ,  $\mathbf{x}_E$  and  $\mathbf{x}_{ant}$  are computed at epoch  $t_t^0$  and  $t_t^1$  is given by eq. (4), and the same procedure is iterated to convergence, that is to achieve a small enough  $t_t^k - t_t^{k-1}$ . This double iterative procedure to compute range is consistent with what has been used for a long time in planetary radar, as described in the paper [16]. We conventionally define  $r = (r_{do} + S_{do} + r_{up} + S_{up}) / 2$ .

## 4.2 Range rate

After the two iterations providing at convergence  $t_b$  and  $t_t$  are complete, we can proceed to compute the range rate. We rewrite the expression for the Euclidean range (down-leg and up-leg) as a scalar product:

$$\begin{aligned} r_{do}^2(t_r) &= [\mathbf{x}_{Ms}(t_b) - \mathbf{x}_{Ea}(t_r)] \cdot [\mathbf{x}_{Ms}(t_b) - \mathbf{x}_{Ea}(t_r)] , \\ r_{up}^2(t_r) &= [\mathbf{x}_{Ms}(t_b) - \mathbf{x}_{Ea}(t_t)] \cdot [\mathbf{x}_{Ms}(t_b) - \mathbf{x}_{Ea}(t_t)] , \end{aligned}$$

where  $\mathbf{x}_{Ms} = \mathbf{x}_M + \mathbf{x}_{sat}$  and  $\mathbf{x}_{Ea} = \mathbf{x}_{EM} + \mathbf{x}_E + \mathbf{x}_{ant}$ . The light-time equation contains also the Shapiro terms, thus the range rate observable contains also additive terms  $\dot{S}_{do}$  and  $\dot{S}_{up}$ , with significant effects (a few cm/s during superior conjunctions). Since the equations giving  $t_b$  and  $t_t$  are still (3) and (4), in computing the time derivatives, we need to take into account that  $t_b = t_b(t_r)$  and  $t_t = t_t(t_r)$ , with non-unit derivatives.

Computing the derivative with respect to the receive time  $t_r$ , and using the dot notation to stand for  $d/dt_r$ , we obtain:

$$\dot{r}_{do}(t_r) = \hat{\mathbf{r}}_{do} \left[ \dot{\mathbf{x}}_{Ms}(t_b) \left( 1 - \frac{\dot{r}_{do}(t_r) + \dot{S}_{do}}{c} \right) - \dot{\mathbf{x}}_{Ea}(t_r) \right] , \quad (5)$$

$$\begin{aligned} \dot{r}_{up}(t_r) &= \hat{\mathbf{r}}_{up} \left[ \dot{\mathbf{x}}_{Ms}(t_b) \left( 1 - \frac{\dot{r}_{do}(t_r) + \dot{S}_{do}}{c} \right) - \right. \\ &\quad \left. \dot{\mathbf{x}}_{Ea}(t_t) \left( 1 - \frac{\dot{r}_{do}(t_r) + \dot{S}_{do}}{c} - \frac{\dot{r}_{up}(t_r) + \dot{S}_{up}}{c} \right) \right] , \quad (6) \end{aligned}$$

where

$$\hat{\mathbf{r}}_{do} = \frac{\mathbf{x}_{Ms}(t_b) - \mathbf{x}_{Ea}(t_r)}{r_{do}(t_r)} , \quad \hat{\mathbf{r}}_{up} = \frac{\mathbf{x}_{Ms}(t_b) - \mathbf{x}_{Ea}(t_t)}{r_{up}(t_r)} .$$

However, the contribution of the time derivatives of the Shapiro effect to the  $dt_b/dt_r$  and  $dt_t/dt_r$  corrective factors is small, of the order of  $10^{-10}$ , which is marginally significant for the BepiColombo radioscience experiment. We conventionally define  $\dot{r} = c(1 - \dot{t}_t)/2 = (\dot{r}_{do} + \dot{S}_{do} + \dot{r}_{up} + \dot{S}_{up})/2$ . These equations are compatible with [16], taking into account that they use a single iteration.

Since the time derivatives of the Shapiro effects contain  $\dot{r}_t$  and  $\dot{r}_r$ , the equations (5) and (6) are implicit, thus we can again use a fixed point iteration. It is also possible to use a very good approximation which solves explicitly for  $\dot{r}_{do}$  and then for  $\dot{r}_{up}$ , neglecting the very small contribution of Shapiro terms:

$$\dot{r}_{do} = \hat{\mathbf{r}}_{do} \cdot \left[ \dot{\mathbf{x}}_{Ms}(t_b) \left( 1 - \frac{\dot{S}_{do}}{c} \right) - \dot{\mathbf{x}}_{Ea}(t_r) \right] \left[ 1 + \frac{\dot{\mathbf{x}}_{Ms}(t_b) \cdot \hat{\mathbf{r}}_{do}}{c} \right]^{-1} ,$$

where the right hand side is weakly dependent upon  $\dot{r}_{do}$  only through  $\dot{S}_{do}$ , thus a moderately accurate approximation could be used in the computation of  $\dot{S}_{do}$ , followed by a single iteration. For the other leg

$$\begin{aligned} \dot{r}_{up}(t_r) &= \hat{\mathbf{r}}_{up} \cdot \left[ \dot{\mathbf{x}}_{Ms}(t_b) \left( 1 - \frac{\dot{r}_{do}(t_r) + \dot{S}_{do}}{c} \right) - \dot{\mathbf{x}}_{Ea}(t_t) \left( 1 - \frac{\dot{r}_{do}(t_r) + \dot{S}_{do}}{c} - \frac{\dot{S}_{up}}{c} \right) \right] \\ &\quad \left[ 1 - \frac{\dot{\mathbf{x}}_{Ea}(t_t) \cdot \hat{\mathbf{r}}_{up}}{c} \right]^{-1} . \end{aligned}$$

All the above computations are in SSB with TDB; however, the frequency measurements, at both  $t_t$  and  $t_r$ , are done on Earth, that is with a time which is TT. This introduces a change in the measured frequencies at both ends, and because this change is not the same (the Earth having moved by about  $3 \times 10^{-4}$  of its orbit) there is a correction needed to be performed. The quantity we are measuring is essentially the derivative of  $t_t$  with respect to  $t_r$ , but this in two different time systems: for readability, we use  $T$  for TT,  $t$  for TDB

$$\frac{dT_t}{dT_r} = \frac{dT_t}{dt_t} \frac{dt_t}{dt_r} \frac{dt_r}{dT_r} ,$$

where the derivatives of the time coordinate changes are the same as the right hand sides of the differential equation giving  $T$  as a function of  $t$  in the first factor and the inverse of the same for the last factor. However, the accuracy required is such that the main term with the gravitational mass of the Sun  $\mu_0$  and the position of the Sun  $\mathbf{x}_0$  is enough:

$$\frac{dT_t}{dT_r} = \left[ 1 - \frac{\mu_0}{|\mathbf{x}_E(t_t) - \mathbf{x}_0(t_t)| c^2} - \frac{|\dot{\mathbf{x}}_E(t_t)|^2}{2 c^2} \right] \frac{dt_t}{dt_r} \left[ 1 - \frac{\mu_0}{|\mathbf{x}_E(t_r) - \mathbf{x}_0(t_r)| c^2} - \frac{|\dot{\mathbf{x}}_E(t_r)|^2}{2 c^2} \right]^{-1} . \quad (7)$$

Note that we do not need the  $L_C$  constant term discussed above because it cancels in the first and last terms in the right hand sides of eq. (7). The correction in the above formula is required for consistency, but in fact the correction has an order of magnitude of  $10^{-7}$  cm/s and is negligible for the sensitivity of the BepiColombo radioscience experiment (Figure 5).

## 5 Numerical problems and solutions

The computation of the observables, as presented in the previous section, is already complex, but still the list of subtle technicalities is not complete.

A problem well known in radioscience is that, for top accuracy, the range rate measurement cannot be the instantaneous value  $\dot{r}(t_r) = (\dot{r}_{do}(t_r) + \dot{S}_{do} + \dot{r}_{up}(t_r) + \dot{S}_{up})/2$ . In fact, the measurement is not instantaneous: an accurate measure of a Doppler effect requires to fit the difference of phase between carrier waves, the one generated at the station and the one returned from space, accumulated over some *integration time*  $\Delta$ , typically between 10 and 1000 s. Thus the observable is really a difference of ranges

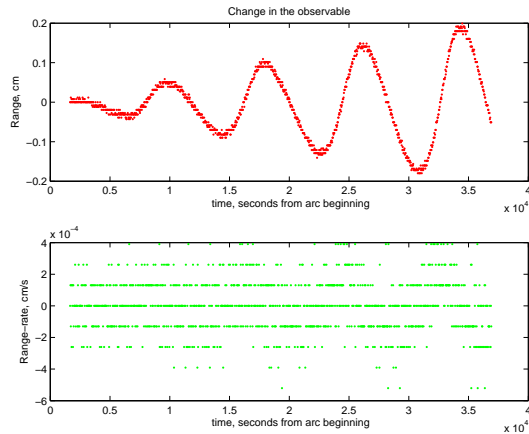
$$\dot{r}_\Delta(t_r) = \frac{r(t_b + \Delta/2) - r(t_b - \Delta/2)}{\Delta} \quad (8)$$

or, equivalently, an averaged value of range rate over the integration interval

$$\dot{r}_\Delta(t_r) = \frac{1}{\Delta} \int_{t_b - \Delta/2}^{t_b + \Delta/2} \dot{r}(s) ds . \quad (9)$$

In order to understand the computational difficulty we need to take also into account the orders of magnitude. As said in the introduction, for state of the art tracking systems, such as those using a multi-frequency link in the X and Ka bands, the accuracy of the range measurements can be  $\simeq 10$  cm and the one of range-rate  $3 \times 10^{-4}$

cm/s (over an integration time of 1000 s). Let us take an integration time  $\Delta = 30$  s, which is adequate for measuring the gravity field of Mercury; in fact if the orbital period is  $\simeq 8000$  s, the harmonics of order  $m = 26$  have periods as short as  $\simeq 150$  s. The accuracy over 30 s of the range rate measurement can be, by Gaussian statistics,  $\simeq 3 \times 10^{-4} \sqrt{1000/30} \simeq 17 \times 10^{-4}$  cm/s, and the required accuracy in the computation of the difference  $r(t_b + \Delta/2) - r(t_b - \Delta/2)$  is  $\simeq 0.05$  cm. The distances can be as large as  $\simeq 2 \times 10^{13}$  cm, thus the relative accuracy in the difference needs to be  $2.5 \times 10^{-15}$ . This implies that *rounding off* is a problem with current computers, with relative rounding off error of  $\varepsilon = 2^{-52} = 2.2 \times 10^{-16}$  (Figure 6); extended precision is supported in software, but it has many limitations. The practical consequences are that the computer program processing the tracking observables, at this level of precision and over interplanetary distances, needs to be a mixture of ordinary and extended precision variables. Any imperfection may result in “banding”, that is residuals showing a discrete set of values, implying that some information corresponding to the real accuracy of the measurements has been lost in the digital processing.

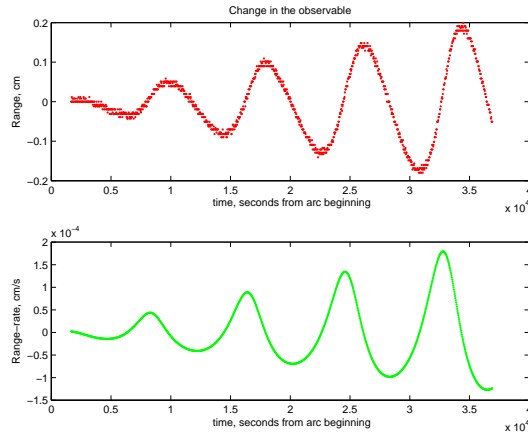


**Fig. 6** Range and range rate differences due to a change by  $10^{-11}$  of the  $C_{22}$  harmonic coefficient: the range rate computed as range difference divided by the integration time of 30 s, eq. (8), is obscured by the rounding off.

As an alternative, the use of a quadrature formula for the integral in eq. (9) can provide a numerically more stable result, because the S/N of the range rate measurement is  $\ll 1/\varepsilon$ . Figure 7 shows that a very small model change, generating a range rate signal  $\leq 2$  micron/s over one pass, can be computed smoothly by using a 7 nodes Gauss quadrature formula.

## 6 Conclusions

By combining the results of the previous paper ([10]), and of this one, we have completed the task of showing that it is possible to build a consistent relativistic model of the dynamics and of the observations for a Mercury orbiter tracked from the Earth, at



**Fig. 7** Range and range rate differences due to a change by  $10^{-11}$  of the  $C_{22}$  harmonic coefficient: the range rate computed as an integral, eq. (9), is smooth; the difference is marginally significant with respect to the measurement accuracy.

a level of accuracy and self-consistency compatible with the very demanding requirements of the BepiColombo radioscience experiment.

In particular, in this paper we have given the algorithm definitions for the computation of the observables range and range rate, including the reference system effects and the Shapiro effect. We have shown which computation can be performed explicitly and which ones need to be obtained from an iterative procedure. We have also shown how to push these computations, when implemented in a realistic computer with rounding-off, to the needed accuracy level, even without the cumbersome usage of quadruple precision. The list of “relativistic corrections”, assuming we can distinguish their effects separately, is long, and we have shown that many subtle effects are relevant to the required accuracy. However, in the end what is required is just to be fully consistent with a post-Newtonian formulation to some order, to be adjusted when necessary. Interestingly, the high accuracy of BepiColombo radio system may require implementation of the second post-Newtonian effects in range.

**Acknowledgements** The results of the research presented in this paper, as well as in the previous one ([10]) have been performed within the scope of the contract ASI/2007/1/082/06/0 with the Italian Space Agency. BepiColombo is a scientific space mission of the Science Directorate of the European Space Agency. The work of DV was partially supported by the Czech Grant Agency (grant 202/09/0772) and the Research Program MSM0021620860 of the Czech Ministry of Education.

## References

1. Ashby, N., Bertotti, B.: Second-order Corrections to Time Delay and Deflection of Light Passing near a Massive Object. American Astronomical Society, DDA meeting #39 (2008)
2. Bertotti, B., Iess, L., Tortora, P.: A test of general relativity using radio links with the Cassini spacecraft. *Nature*, 425, 374-376 (2003)

3. Damour, T., Soffel, M., Hu, C.: General-relativistic celestial mechanics. IV. Theory of satellite motion. *Phys. Rev. D*, 49, 618-635 (1994)
4. Iess, L., Boscagli, G.: Advanced radio science instrumentation for the mission Bepi-Colombo to Mercury. *Plan. Sp. Sci.*, 49, 1597-1608 (2001)
5. Klioner, S.A., Zschocke, S.: GAIA-CA-TN-LO-SK-002-1 report (2007)
6. Klioner, S.A.: Relativistic scaling of astronomical quantities and the system of astronomical units. *Astron. Astrophys.* 478, 951-958 (2008)
7. Klioner, S.A., Capitaine, N., Folkner, W., Guinot, B., Huang, T. Y., Kopeikin, S., Petit, G., Pitjeva, E., Seidelmann, P. K., Soffel, M.: Units of Relativistic Time Scales and Associated Quantities. In: Klioner, S., Seidelmann, P.K., Soffel, M. (eds.) *Relativity in Fundamental Astronomy: Dynamics, Reference Frames, and Data Analysis*, Cambridge University Press, in press
8. Milani, A., Vokrouhlický, D., Villani, D., Bonanno, C., Rossi, A.: Testing general relativity with the BepiColombo radio science experiment. *Phys. Rev. D*, 66 (2002)
9. Milani A., Gronchi G.F.: *Theory of orbit determination*. Cambridge University Press (2009)
10. Milani, A., Tommei, G., Vokrouhlický, D., Latorre, E., Cicalò, S.: Relativistic models for the BepiColombo radioscience experiment. In: Klioner, S., Seidelmann, P.K., Soffel, M. (eds.) *Relativity in Fundamental Astronomy: Dynamics, Reference Frames, and Data Analysis*, Cambridge University Press, in press
11. Moyer, T.D.: *Formulation for Observed and Computed Values of Deep Space Network Data Types for Navigation*. Wiley-Interscience (2003)
12. Shapiro, I.I.: Fourth test of general relativity. *Phys. Rev. Lett.*, 13, 789-791 (1964)
13. Soffel, M., Klioner, S.A., Petit, G., Kopeikin, S.M., Bretagnon, P., Brumberg, V.A., Capitaine, N., Damour, T., Fukushima, T., Guinot, B., Huang, T.-Y., Lindegren, L., Ma, C., Nordtvedt, K., Ries, J.C., Seidelmann, P.K., Vokrouhlický, D., Will, C.M., Xu, C.: The IAU 200 resolutions for astrometry, celestial mechanics, and metrology in the relativistic framework: explanatory supplement. *Astron. J.*, 126, 2687-2706 (2003)
14. Teyssandier, P., Le Poncin-Lafitte, C.: General post-Minkowskian expansion of time transfer functions. *Class. Quantum Grav.*, 25, 145020 (2008)
15. Will, C.M.: *Theory and experiment in gravitational physics*. Cambridge University Press (1993)
16. Yeomans, D. K., Chodas, P. W., Keesey, M. S., Ostro, S. J., Chandler, J. F., Shapiro, I. I.: Asteroid and comet orbits using radar data. *Astron. J.*, 103, 303-317 (1992)