

Diffuse Ultra-High Energy Neutrino Fluxes and Physics Beyond the Standard Model

Atri Bhattacharya,¹ Sandhya Choubey,¹ Raj Gandhi,¹ and Atsushi Watanabe²

¹Harish-Chandra Research Institute, Chhatnag Road, Jhansi, Allahabad 211 019, India

²Department of Physics, Kyushu University, Fukuoka 812-8581, Japan

(Dated: March 29, 2022)

We study spectral distortions of diffuse ultra-high energy (UHE) neutrino flavour fluxes resulting due to physics beyond the Standard Model (SM). Even large spectral differences between flavours at the source are massaged into a common shape at earth by SM oscillations, thus, any significant observed spectral differences are an indicator of new physics present in the oscillation probability during propagation. Neutrino decay and Lorentz symmetry violation (LV) are examples, and result in significant distortion of the fluxes and the well-known bounds on them, which may allow UHE detectors to probe lifetimes, the mass hierarchy and LV parameters over a broad range.

PACS numbers: 14.60.Pq,14.60.Lm,14.60.St,13.15.+g,11.30.Cp,98.54.Cm,95.85.Ry

The neutrino sky spans about twenty five orders of magnitude in energy, potentially offering the possibility of probing the universe at widely disparate energy scales. The high end ($10^{11} - 10^{12}$ GeV) of this remarkably broad band in energy is set by: a) GZK neutrinos [1, 2], which originate in the interactions of the highest energy cosmic rays with the cosmic microwave photon background and b) neutrinos from the most energetic astrophysical objects observed in the universe, *i.e.* active galactic nuclei (AGNs) and Gamma-Ray bursts (GRBs). Detection, still in the future, presents both considerable opportunities and formidable challenges. In particular, at the very highest energies (10^5 GeV and above) which are the focus of this paper, the tiny fluxes that arrive at earth require detectors that combine the capability to monitor very large detection volumes with innovative techniques (for recent reviews, see e.g. [3] and [4]). Examples of such detectors are AMANDA [5], ICECUBE [6], BAIKAL [7], ANTARES [8], RICE [9] and ANITA [10].

A compelling motivation for exploring UHE neutrino astronomy is the fact that the origin of cosmic rays (CR) beyond the “knee” (10^6 GeV) remains a mystery many decades after their discovery. Additionally, CR with energies in excess of 10^{11} GeV have been observed, signalling the presence of astrophysical particle accelerators of unprecedentedly high energies. If protons as well as neutrons are accelerated at these sites in addition to electrons, standard particle physics predicts correlated fluxes of neutrons and neutrinos which escape from the confining magnetic field of the source, while protons and electrons stay trapped. Generically, the electrons lose energy rapidly via synchrotron radiation. These radiated photons provide a target for the accelerated protons, which results in the production of pions, muons and ultimately, neutrinos in the ratio $\nu_e : \nu_\mu : \nu_\tau = 1 : 2 : 0$. The detection and study of ultra-high energy (UHE) neutrinos is thus a probe of the origin of CR and the physics of UHE astrophysical accelerators.

As is well understood due to a wealth of data from solar, atmospheric, reactor and accelerator experiments,

neutrinos have mass and oscillate into one another. These experiments have led to determinations, to various degrees of accuracy, of the neutrino mass (squared) differences and the mixing angles $U_{\alpha i}$ [11]. The latter characterize the overlap of neutrino mass (or propagation) eigenstates (denoted by $\nu_i, i = 1, 2, 3$) and the interaction eigenstates (denoted by $\nu_\alpha, \alpha = e, \mu, \tau$). Over the very large distances traversed by neutrinos from the most energetic extragalactic hadronic accelerators, the initial source ratios $\nu_e^s : \nu_\mu^s : \nu_\tau^s = 1 : 2 : 0$ will, due to (vacuum) oscillations, transmute, by the time they reach a terrestrial detector, into $\nu_e^d : \nu_\mu^d : \nu_\tau^d = 1 : 1 : 1$ [12].

A series of papers [13–22] over the past few years have demonstrated that if the flavour ratios $\nu_e^d : \nu_\mu^d : \nu_\tau^d$ detected by extant and upcoming neutrino telescopes were to deviate significantly from this democratic prediction, then important conclusions about physics beyond the Standard Model and neutrino oscillation parameters (*e.g.* the mixing angles and the Dirac CP violating phase) may consequently be inferred.

In this paper we study the spectral distortions in the *diffuse* (*i.e.* integrated over source distribution and redshift) UHE neutrino flux as a probe for the effects of new physics. For specificity, we focus on AGN fluxes, and use, as a convenient bench-mark, the well-known bounds first derived by Waxman and Bahcall (WB) and later by Mannheim, Protheroe and Rachen (MPR) on such fluxes for both neutron transparent and neutron-opaque sources [23, 24]. We first demonstrate that the usual (SM) neutrino oscillations not only tend to equilibrate widely differing source flux magnitudes between flavours, but also massage them into a common spectral shape, as one would intuitively expect. Thus observed relative spectral distortions among flavours are a probe of new physics present in the propagation equation. To demonstrate our approach we then focus on two specific examples, *i.e.*, a) Incomplete decay of neutrinos and b) Lorentz violation (LV) in the neutrino sector. Our method can straightforwardly be applied to other new physics scenarios and our results translated into bounds on muon track ver-

sus shower event rates [41] for UHE experiments, as we demonstrate by an explicit calculation for ICECUBE.

AGN Fluxes and Bounds: Physics models of hadronic blazars, while they may differ in their details, tightly co-relate emitted luminosities of cosmic rays, gamma rays and neutrinos from such sources ([24]). The standard approach to calculating them consists in using an astrophysical model to determine the spectral shape and then normalizing the flux using the extra-galactic gamma-ray background (EGRB) ([24]) and the observed cosmic-ray background [23, 24].

We follow this procedure here in order to calculate the base flux *i.e.*, that without the effects of decay or Lorentz-violation, for the optically thick sources. First, the generic neutrino production spectrum from a single source is approximated by

$$Q_n(E_n, L_p) \propto L_p \exp\left[\frac{-E_n}{E_{\max}}\right] \begin{cases} E_n^{-1} E_b^{-1} & (E_n < E_b) \\ E_n^{-2} & (E_b < E_n) \end{cases}. \quad (1)$$

In the above equation, L_p represents the proton luminosity of the source, E_{\max} represents the cut-off energy beyond which the spectrum rapidly falls off, E_b represents the energy at which the spectrum breaks, and Q_n and E_n represent the neutron spectrum and energy respectively. With the Q_n known, Eq.(2) gives the neutrino spectrum at source.

$$Q_{\nu_\mu}(E) = 416Q_n(25E) \quad (2)$$

By varying the break energy E_b from $10^7 - 10^{10}$ GeV and maximally superposing these curves, we obtain the bound for the neutrino fluxes at source. Accounting for the red-shift in energy we replace E by $E(1+z)$ in Eq.(2). Finally, we put in the effects of standard oscillations, and the flux is propagated from source to the earth by integrating over the red-shift factor z . It is normalized as noted above. A related procedure is adopted for the optically thin curves.

The results of our calculation, when undistorted by non-standard physics, are presented as gray lines in both Fig. 2 and 3, in the form of the WB and MPR bounds [42](for both neutron transparent and neutron-opaque sources) along with present and projected sensitivities of various experiments.

Spectral Averaging due to Oscillations: Fig. 1 (in arbitrary units, and without normalisation) shows the spectra of two flavours in a single source AGN, intentionally chosen to be significantly differing in shape and magnitude, and the resulting diffuse fluxes from all such sources for the same flavours as seen at earth after standard propagation using the procedure described above. It is evident that not only do oscillations tend to bring widely differing magnitudes close (to within a factor of 2) to each other, but they wash out even large differences in spectral shapes that may originate in a particular source, perhaps due to conventional physics, as *e.g.* in [25]. We

have checked that this conclusion holds in general, and a common intermediate shape is assumed by both fluxes at earth detectors. These conclusions are no longer true if in the propagation equation, the oscillation probability is modified by new physics in an energy-dependant manner, as we demonstrate in the examples below.

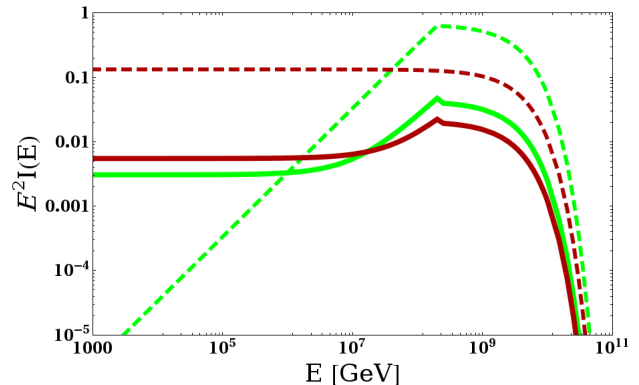


FIG. 1: The even-ing out of possible spectral distortions present at source due to oscillations over large distances. The dotted lines represent assumed spectra in a single source AGN for the flavours ν_e (green) and ν_μ (deep red), the solid lines represent the corresponding diffuse fluxes at earth after integrating over source distribution and oscillations

Incomplete Neutrino Decay and Neutrino Lifetimes: Radiative two-body decays of neutrinos are tightly constrained, as are decays to three neutrinos whereas the bounds on invisible neutrino decays to a neutrino or anti-neutrino plus a scalar or pseudo-scalar boson are relatively weak [26] [43]. In the following we consider invisible decay modes for the heavy neutrinos while keeping the lightest stable. Neutrinos of mass m_i , rest-frame lifetime τ_i , energy E propagating over a distance L will, due to decay, undergo a flux depletion given (in natural units with $c = 1$) by $\exp(-t/\gamma\tau) = \exp\left(-\frac{L}{E} \times \frac{m_i}{\tau_i}\right)$ where t is the time in the earth's (or observer's) frame and $\gamma = E/m_i$ is the Lorentz boost factor. This enters the oscillation probability and introduces a dependence on the lifetime and the energy that, in general, manifests itself in the spectrum of each flavour. The present bounds on the ratio τ_i/m_i depend on the magnitude of the (average) L/E for a given source, and have the approximate values $\tau_2/m_2 \geq 10^{-4}$ s/eV from solar neutrino data, and $\tau_3/m_3 \geq 10^{-10}$ s/eV for the normal hierarchy from atmospheric oscillations [27–29]. Including the decay factor, the flux at earth becomes

$$\phi_{\nu_\alpha}(E) = \sum_{i\beta} \phi_{\nu_\beta}^{\text{source}}(E) |U_{\beta i}|^2 |U_{\alpha i}|^2 e^{-L/\tau_i(E)} \quad (3)$$

We use the simplifying assumption $\tau_2/m_2 = \tau_3/m_3 = \tau/m$ for all our calculations.

The assumption of complete decay leads to (energy independent) flux changes from the expected $\nu_e^d : \nu_\mu^d :$

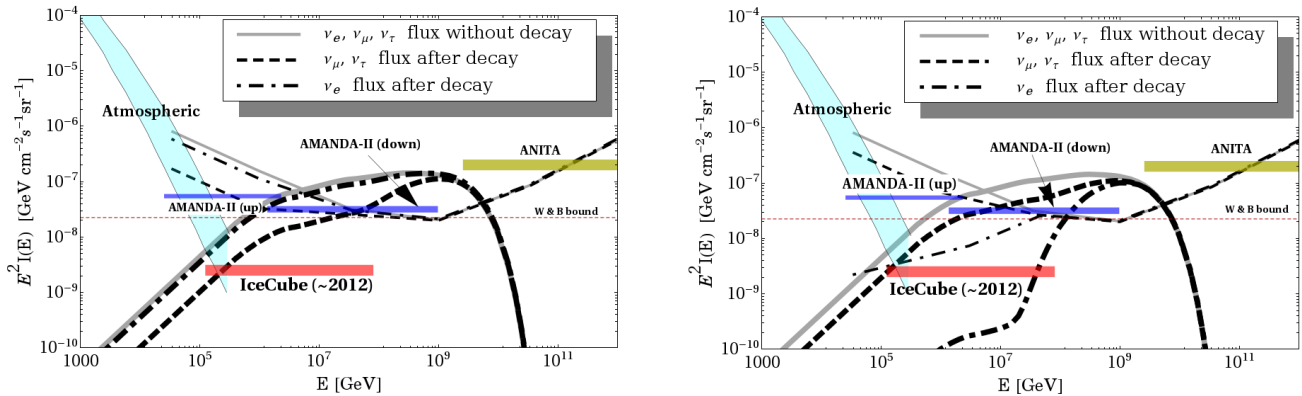


FIG. 2: Modification of MPR bound for incomplete decay with normal hierarchy (left) and inverted hierarchy (right), and life-time $\tau_2/m_2 = \tau_3/m_3 = 0.1$ s/eV. The ν_μ and ν_e fluxes shown are from optically thick (in thick) and optically thin sources (thinner). Similarly the gray lines indicate the ν_e , ν_μ , or ν_τ undistorted flux modified only by neutrino oscillation, for both optically thick and thin sources. In all of our figures, $I(E)$ denotes the diffuse flux spectrum of flavours at earth, obtained as described in the text.

$\nu_\tau^d = 1 : 1 : 1$ to significantly altered values depending on whether the neutrino mass hierarchy is normal (*i.e.* $m_3^2 - m_1^2 = \Delta m_{31}^2 > 0$) or inverted (*i.e.* $\Delta m_{31}^2 < 0$) as discussed in [14]. From Fig. 2 we note that the range of energies covered by UHE AGN fluxes spans about six to seven orders of magnitude, from about $\sim 10^3$ GeV to $\sim 10^{10}$ GeV. For the “no decay” case, the lowest energy neutrinos in this range should arrive relatively intact, *i.e.* $L/E \simeq \tau/m \simeq 10^4$ sec/eV. In obtaining the last number we have assumed a generic neutrino mass of 0.05 eV and an average L of 100 Mpc. On the other hand, if there is complete decay, only the highest energy neutrinos arrive intact, and one obtains *i.e.* $L/E \simeq \tau/m \leq 10^{-3}$ sec/eV. Thus, a study of the relative spectral features and differences of flavour fluxes at earth allows us to study the unexplored range $10^{-3} < \tau/m < 10^4$ via decays induced by lifetimes in this range (we have referred to this case as “incomplete decay” in what follows).

To calculate the individual flavour fluxes with decay, ν_μ and ν_e , we use a procedure similar to that adopted for the base curves, except that we replace the flux at earth from a single source for each flavour by the modified expression in Eq.(3). A similar procedure is followed below in the case of Lorentz-violation to calculate the ν_μ and ν_τ flux.

Clearly, as is also the case for complete decays, the results are very different for the two possible hierarchies. As is well-known, the mass eigenstate m_1 contains a large proportion of ν_e , whereas the state m_3 is, to a very large extent, just an equal mixture of ν_μ and ν_τ with a tiny admixture of ν_e . Thus incomplete decay to the lowest mass eigenstate with a normal hierarchy (*i.e.* m_1) would lead to considerably more shower events than anticipated with an inverted hierarchy. Fig. 2 shows our results for these respective cases with the left panel showing the modification in the MPR bound for a normal hierarchy, assuming a representative value of $\tau/m = 0.1$ sec/eV for both

neutron opaque and neutron-transparent sources, while, for the same value, the right panel shows the significant distortion in the bounds that results for an inverted hierarchy. In Table I, we translate the result of this figure in terms of actual muon track and shower event rates by calculating them for ICECUBE, for a 10 year exposure period, using a simplified version of the procedure in [30]. We note here that the numbers in the table are more for giving a feel for the relative differences between the shower *vs* muon track expectations for the decay and no decay cases, and are not intended as predictions of absolute rates, since upper bounds on fluxes have been used to obtain them.

Energy [GeV]	Shower		Muon Track	
	No Decay	Decay	No Decay	Decay
$10^3 - 10^4$	8	2	10	4
$10^4 - 10^5$	42	10	96	42
$10^5 - 10^6$	146	36	326	144
$10^6 - 10^7$	130	22	296	130
$10^7 - 10^8$	64	12	84	38
$10^8 - 10^9$	22	10	15	10
$10^9 - 10^{10}$	4	2	1	1
$10^{10} - 10^{11}$	0	0	0	0

TABLE I: Total shower and muon-track detector events (for $\bar{\nu} + \nu$) over 10 years, and integrated over solid angle for the inverted hierarchy scenario depicted in Fig. 2 (right).

We stress that the disappearance of a majority of shower events (due to the depletion of the ν_e flux compared to that of ν_μ) at lower energies, and their reappearance at higher energies is a distinctive feature. It is indicative of new physics (like incomplete decay) as opposed to spectral distortions originating in the source, or the appearance of a new class of sources. In the latter case, a corresponding depletion and subsequent en-

hancement is expected in muon events. In the case of incomplete decay, by contrast, the fluxes return to the expected democratic ratio once the lifetime is such that higher energy neutrinos do not decay.

Violations of Lorentz Symmetry: Tiny LV effects, if present, may appear in certain theories which are low energy limits of string theory, or other quantum gravity theories, or possibly signal the breakdown of the CPT theorem. For a recent discussion see [31] and references therein. UHE neutrinos, with their high energies and long oscillation baselines present a unique opportunity for testing these theories. Their effects in the context of flavour flux ratios have been discussed in [19]. Here we demonstrate their effects on diffuse UHE fluxes (or equivalently, on the bounds thereon) by a representative calculation. For specificity we pick the low energy limit of string theory represented by the Standard model Extension [32] and the corresponding modified dispersion relation implied by it. We consider, for simplicity, the two-flavour case with $\nu_\mu - \nu_\tau$ oscillations and a single real off-diagonal Lorentz and CPT violating parameter a with dimensions of mass, which modifies the effective hamiltonian that enters into the oscillation probability as

$$H_{\text{eff}} = \begin{pmatrix} \frac{m_1^2}{2E} & a \\ a & \frac{m_2^2}{2E} \end{pmatrix} \quad (4)$$

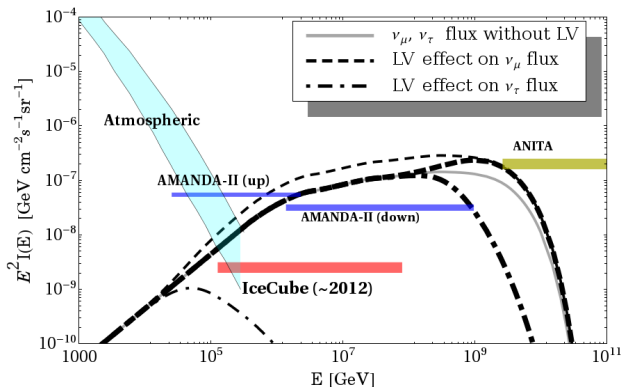


FIG. 3: **Effect of Lorentz violation** on the $\nu_\mu - \nu_\tau$ diffuse flux with lorentz violating parameter $a = 10^{-26}$ GeV (thinner lines) and 10^{-30} GeV (in thick).

Fig. 3 shows the strong depletion in ν_τ fluxes and corresponding enhancement of ν_μ flux that results from this. It depicts the range over which one can test for LV and the distinctive breaking of the otherwise prevalent $\nu_\mu - \nu_\tau$ symmetry that ensues as a consequence. We find that values of a from about $a = 10^{-26}$ GeV to $a = 10^{-30}$ GeV manifest themselves via non-observability of the double-bang, lollipop and earth-skimming events that characterize the presence of ν_τ [33–36]. We have checked that a similar depletion would occur in the cosmogenic (or

GZK) neutrino fluxes even if they are produced relatively close by.

Summary and Conclusions: The detection of UHE neutrinos is imminent. Several detectors will progressively sharpen their capabilities to detect neutrino flavours, beginning with ICECUBE’s ability to separate muon tracks from shower events. We have shown that spectral changes in diffuse UHE neutrino fluxes of different flavours are probes of new physics entering the oscillation probability. For specificity we have used AGN sources, and calculated the changes induced in the well-known MPR bounds on both neutron-opaque and neutron-transparent sources. Our calculations can, in a straightforward manner, be repeated for other sources, or represented in terms of the WB bounds or in terms of actual fluxes and event rates.

In the specific example of neutrino decay, UHE detectors can probe the unexplored range $10^{-3} < \tau/m < 10^4$ sec/eV via spectral differences in flavours, and thus extend our knowledge of this important parameter. Flavour spectra in decay scenarios also differ depending on the mass hierarchy, and provide a potent tool to probe it. Additionally, we have shown that diffuse UHE fluxes are sensitive to the presence, over a relatively broad range, of tiny LV terms in the effective oscillation hamiltonian, which signal important breakdowns of pillars of presently known physics.

Other physics scenarios to which this method may be effectively applied are the existence of pseudo-dirac states, CP violation and quantum decoherence. Although the detection of the effects discussed here will undoubtedly be challenging, given the fundamental nature of the physics to be probed, it would certainly be worthwhile.

Acknowledgment: RG would like to thank Maury Goodman, Francis Halzen, Chris Quigg and Subir Sarkar for helpful discussions, and the theory groups at Fermilab and Brookhaven National Lab for hospitality while this work was in progress.

-
- [1] K. Greisen, Phys. Rev. Lett. **16**, 748 (1966).
 - [2] G. T. Zatsepin and V. A. Kuzmin, JETP Lett. **4**, 78 (1966).
 - [3] K. D. Hoffman (2008), 0812.3809.
 - [4] F. Halzen, J. Phys. Conf. Ser. **120**, 062004 (2008).
 - [5] B. Baret (IceCube), J. Phys. Conf. Ser. **110**, 062001 (2008).
 - [6] F. Halzen, J. Phys. Conf. Ser. **171**, 012014 (2009).
 - [7] V. Aynutdinov et al., Nucl. Instrum. Meth. **A602**, 14 (2009).
 - [8] A. Margiotta (ANTARES), Nucl. Phys. Proc. Suppl. **190**, 121 (2009).
 - [9] D. Z. Besson, Journal of Physics: Conference Series **81**, 012008 (4pp) (2007).

- [10] P. W. Gorham et al., *Journal of Physics: Conference Series* **136**, 022052 (5pp) (2008).
- [11] T. Schwetz, *Pramana* **72**, 119 (2009).
- [12] H. Athar, M. Jezabek, and O. Yasuda, *Phys. Rev.* **D62**, 103007 (2000).
- [13] J. F. Beacom, N. F. Bell, D. Hooper, S. Pakvasa, and T. J. Weiler, *Phys. Rev. Lett.* **90**, 181301 (2003).
- [14] Id., *Phys. Rev.* **D68**, 093005 (2003).
- [15] G. Barenboim and C. Quigg, *Phys. Rev.* **D67**, 073024 (2003).
- [16] P. Keranen, J. Maalampi, M. Myrskylainen, and J. Riittinen, *Phys. Lett.* **B574**, 162 (2003).
- [17] J. F. Beacom et al., *Phys. Rev. Lett.* **92**, 011101 (2004).
- [18] D. Hooper, D. Morgan, and E. Winstanley, *Phys. Lett.* **B609**, 206 (2005).
- [19] Id., *Phys. Rev.* **D72**, 065009 (2005).
- [20] D. Meloni and T. Ohlsson, *Phys. Rev.* **D75**, 125017 (2007).
- [21] Z.-z. Xing and S. Zhou, *Phys. Lett.* **B666**, 166 (2008).
- [22] A. Esmaili and Y. Farzan, *Nucl. Phys.* **B821**, 197 (2009).
- [23] E. Waxman and J. N. Bahcall, *Phys. Rev.* **D59**, 023002 (1999).
- [24] K. Mannheim, R. J. Protheroe, and J. P. Rachen, *Phys. Rev.* **D63**, 023003 (2001).
- [25] T. Kashti and E. Waxman, *Phys. Rev. Lett.* **95**, 181101 (2005).
- [26] C. Amsler et al. (Particle Data Group), *Phys. Lett.* **B667**, 1 (2008).
- [27] J. F. Beacom and N. F. Bell, *Phys. Rev.* **D65**, 113009 (2002).
- [28] A. Bandyopadhyay, S. Choubey, and S. Goswami, *Phys. Lett.* **B555**, 33 (2003).
- [29] A. S. Joshipura, E. Masso, and S. Mohanty, *Phys. Rev.* **D66**, 113008 (2002).
- [30] L. A. Anchordoqui, H. Goldberg, M. C. Gonzalez-Garcia, F. Halzen, D. Hooper, S. Sarkar, and T. J. Weiler, *Phys. Rev. D* **72**, 065019 (2005).
- [31] D. M. Mattingly, L. Maccione, M. Galaverni, S. Liberati, and G. Sigl (2009), 0911.0521.
- [32] V. A. Kostelecky, *Phys. Rev.* **D69**, 105009 (2004).
- [33] J. G. Learned and S. Pakvasa, *Astropart. Phys.* **3**, 267 (1995).
- [34] H. Athar, G. Parente, and E. Zas, *Phys. Rev.* **D62**, 093010 (2000).
- [35] J. Alvarez-Muniz and F. Halzen (1999), URL <http://icecube.wisc.edu/science/sci-tech-docs/>.
- [36] D. Fargion, *Astrophys. J.* **570**, 909 (2002).
- [37] A. Basbøll, O. E. Bjælde, S. Hannestad, and G. G. Raffelt, *Physical Review D (Particles, Fields, Gravitation, and Cosmology)* **79**, 043512 (pages 4) (2009), URL <http://link.aps.org/abstract/PRD/v79/e043512>.
- [38] S. Hannestad and G. G. Raffelt, *Phys. Rev. D* **72**, 103514 (2005).
- [39] N. F. Bell, E. Pierpaoli, and K. Sigurdson, *Physical Review D (Particles, Fields, Gravitation, and Cosmology)* **73**, 063523 (pages 17) (2006), URL <http://link.aps.org/abstract/PRD/v73/e063523>.
- [40] A. Friedland, K. M. Zurek, and S. Bashinsky (2007), 0704.3271.
- [41] These count the sum of a) neutral current (NC) events of all flavours, b) electron neutrino charged current (CC) events at all energies and c) ν_τ induced CC events at energies below ≤ 1 PeV (10^6 GeV), whereas muon track events arise from ν_μ induced muons born in CC interactions.
- [42] Our (undistorted) bounds are similar, but not exactly the same as the MPR bounds, since we use a less elaborate propagation algorithm and neglect, in particular, photopion losses and secondary particle production, compared to the continuous-loss approximation used by MPR ([24, Eq. 24, 26 and 19]). This does not in any significant way affect the conclusions drawn in our paper. Additionally, our bounds incorporate the effects of oscillations, which were not included by MPR.
- [43] It has been claimed in [37] and [38] that CMB data constrain such couplings strongly since they provide some evidence for neutrino free-streaming. These bounds depend on the number of species that free-stream, as pointed out in [39]. Present data do not disallow coupled neutrino species, as the detailed study in [40] shows, and further assesment of the bounds must await more data