

# Compression-based investigation of the dynamical properties of cellular automata and other systems

Hector Zenil

Laboratoire d'Informatique Fondamentale de Lille (USTL/CNRS) and Institut d'Histoire et de Philosophie des Sciences et des Techniques (CNRS/Paris 1/ENS Ulm)

hector.zenil-chavez@malix.univ-paris1.fr

October 19th., 2009

---

## Abstract

A method for studying the qualitative dynamical properties of abstract computing machines based on the approximation of their program-size complexity using a general lossless compression algorithm is presented. It is shown that the compression-based approach classifies cellular automata (CA) into clusters according to their heuristic behavior, with these clusters showing a correspondence with Wolfram's main classes of CA behavior. A compression based method to estimate a characteristic exponent to detect phase transitions and measure the resiliency or sensitivity of a system to its initial conditions is also proposed, constituting a compression-based framework for investigating the dynamical properties of cellular automata and other systems.

Keywords: cellular automata classification, Wolfram's four classes, phase transition detection, program-size complexity, compression-based clustering, non-linear dynamics, Lyapunov characteristic exponents.

---

## Introduction

Previous investigations of the dynamical properties of cellular automata have involved compression in one form or another. In this paper, we take the direct approach, experimentally studying the relationship between properties of dynamics and their compression.

Cellular automata were first introduced by J. von Neumann[16] as a mathematical model for biological self-replication phenomena, and have played a basic role in understanding and explaining various complex physical, social, chemical, and biological phenomena. Using extensive computer simulation S. Wolfram[21] classified cellular automata into four classes according to the qualitative behavior of their evolution. This classification has been further investigated and verified by G. Braga et al.[2], followed by more detailed verifications and investigations of classes 1, 2, and 3 in [6, 18].

Other formal approaches to the problem of classifying cellular automata have also been attempted before, with some success. Of these, some are based on the structure of attractors or other topological classifications [15, 4], others use probabilistic approaches [1] or involve looking at whether a cellular automaton falls into some chaotic attractor or an undecidable class [3, 9, 20], while yet others use the idea of approaching the algorithmic or program-size complexity (K) of the rule table of a cellular automaton [12]. It has also been shown that rules that in certain conditions belong to a class may belong to another when starting from a different set up. This has been the case of the rule 40, simple and therefore in class 1 when starting from a 0-finite configuration but chaotic[17] when starting from certain random configurations.

Compression-based mathematical characterizations and techniques for classifying and clustering have been suggested and successfully developed in areas as diverse as languages, literature, genomics, music and astronomy. A good introduction can be found in [8]. Compression has been proven to be a powerful tool for pattern recognition and has been often used for classification and clustering. Lempel-Ziv(LZ)-like data compressors have been proven to be universally optimal and therefore good candidates as approximators of the program-size complexity of strings.

The program-size complexity[7]  $K_u(s)$  of a string  $s$  with respect to a universal Turing machine  $U$  is defined as the binary length of the shortest program  $p$  that produces as output the string  $s$ . Or as a *Mathematica* expression:

$$K_u[s] = \{\text{Min}[\text{Length}[p] ] , U[p] == s\}$$

A drawback of  $K$  however is that it is an uncomputable function. In general, the only way to approach  $K$  is by compressibility methods. Essentially, the program-size complexity of a string is the ultimate compressed version of that string.

As an attempt to capture and systematically study the behavior of abstract machines, our experimental approach consists of calculating the program-size complexity of the output of the evolution of a cellular automaton. This is done following the NKS[21] suggested methods of extended computation, enumerating and exhaustively running the systems.

A cellular automaton is a collection of cells on a grid of specified shape that evolves through a number of discrete time steps according to a set of rules based on the states of neighboring cells. The rules are applied iteratively for as many time steps as desired. The number of colors (or distinct states)  $k$  of a cellular automaton is a nonnegative integer. In addition to the grid on which a cellular automaton lives and the colors its cells may assume, the neighborhood over which cells affect one another must also be specified. The simplest choice is a nearest neighbor rule, in which only cells directly adjacent to a given cell

may be affected at each time step. The simplest type of cellular automaton is then a binary, nearest-neighbor, one-dimensional automaton. Such automata were called elementary cellular automata by S. Wolfram. There are 256 such automata, each of which can be indexed by a unique binary number whose decimal representation is known as the rule for the particular automaton.

Regardless of the apparent simplicity of its formal description, cellular automata are capable of displaying a wide range of interesting and different dynamical properties as thoroughly investigated by Wolfram in [21]. In cellular automata theory the problem of classification is a central topic.

Wolfram identifies and classifies cellular automata (and other discrete systems) as displaying four different classes of behavior:

- (1) A fixed, homogeneous, state is eventually reached (e.g. rules 0, 8, 136).
- (2) A pattern consisting of separated periodic regions is produced (e.g. rules 4, 37, 56, 73).
- (3) A chaotic, aperiodic, pattern is produced (e.g. rules 18, 45, 146).
- (4) Complex, localized structures are generated (e.g. rule 110).

---

## Compression-based classification

The method consists of compressing the evolution of a cellular automaton up to certain number of steps. The *Mathematica* function `Compress`[22] gives a compressed representation of an expression as a string. It uses a C language implementation of a 'deflate' compliant compressor and decompressor available within the `zlib` package. The Deflate lossless compression algorithm, independent of CPU type, operating system, file system, and character set compresses data using a combination of the LZ algorithm and Huffman coding[13, 14, 24], with efficiency comparable to the best currently available general-purpose compression methods as described in RFC 1951 [11] called the Lempel-Ziv-Welch (LZW) algorithm. The same algorithm at the base of the widely spread `gzip` data compression software. Data compression is generally achieved through two steps:

- \* The matching and replacement of duplicate strings with pointers.
- \* Replacing symbols with new, weighted symbols based on frequency of use.

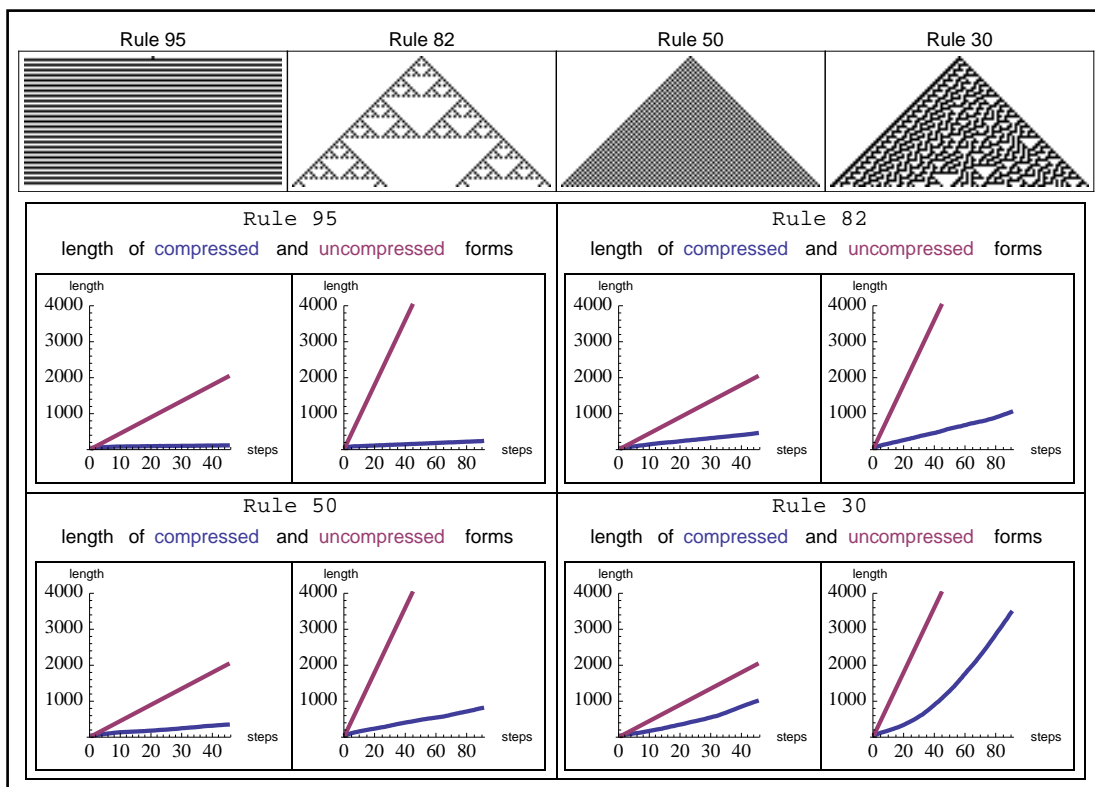
### ■ Compression-based classification of Elementary cellular automata from simplest initial conditions

The difference in length between the compressed and uncompressed forms of the output of a cellular automaton is a good approximation of its program-size complexity. In most cases, the length of the compressed form levels off, indicating that the cellular automaton output is repetitive and can easily be described. However, in cases like rules 30, 45, 110, or 73, the length of the compressed form grows rapidly, corresponding to the apparent randomness and lack of structure in the display.

### ■ Classification parameters

There are two main parameters that play a role when classifying cellular automata: the initial configuration and the number of steps. One can start classifying cellular automata when starting all with a single black cell. Some of them, such as rule 30, will immediately show their full richness in dynamical terms, while others might produce very different behavior when starting with the other initial configuration. Both types might produce different classifications. We first explore the case of starting with a single black cell and then proceed to consider the other case for phase transition detection.

An illustration of the evolution of rules 95, 82, 50 and 30 is shown below, together with the compressed and uncompressed lengths they produce, each starting from a single black cell moving through time (number of steps).




















































































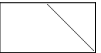






























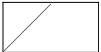


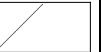




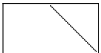
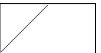

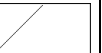
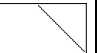
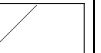











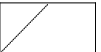



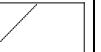





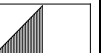












As shown above the compressed lengths of simple cellular automata does not approach the uncompressed length and stay flat or linearly grow, while the length of the compressed form approaches the length of the uncompressed form for rule such as rule 30.









































































Cellular automata can be classified sorting them by compressed length as an approximation to their program-size complexity. In the diagram below  $c$  is the compressed length of the evolution of the cellular automaton up to the 200 steps (although the pictures only show the first 60).

*Complete compression-based classification of the elementary cellular automata*

<b>rule 255</b>  $c = 1022$	<b>rule 247</b>  $c = 1022$	<b>rule 232</b>  $c = 1022$	<b>rule 224</b>  $c = 1022$	<b>rule 223</b>  $c = 1022$	<b>rule 215</b>  $c = 1022$	<b>rule 200</b>  $c = 1022$	<b>rule 192</b>  $c = 1022$
<b>rule 191</b>  $c = 1022$	<b>rule 183</b>  $c = 1022$	<b>rule 168</b>  $c = 1022$	<b>rule 160</b>  $c = 1022$	<b>rule 159</b>  $c = 1022$	<b>rule 151</b>  $c = 1022$	<b>rule 136</b>  $c = 1022$	<b>rule 128</b>  $c = 1022$
<b>rule 127</b>  $c = 1022$	<b>rule 119</b>  $c = 1022$	<b>rule 104</b>  $c = 1022$	<b>rule 96</b>  $c = 1022$	<b>rule 95</b>  $c = 1022$	<b>rule 87</b>  $c = 1022$	<b>rule 72</b>  $c = 1022$	<b>rule 64</b>  $c = 1022$

$c = 1022$	$c = 1022$	$c = 1022$	$c = 1022$	$c = 1022$	$c = 1022$	$c = 1022$	$c = 1022$
<b>rule 63</b>  $c = 1022$	<b>rule 55</b>  $c = 1022$	<b>rule 40</b>  $c = 1022$	<b>rule 32</b>  $c = 1022$	<b>rule 31</b>  $c = 1022$	<b>rule 23</b>  $c = 1022$	<b>rule 8</b>  $c = 1022$	<b>rule 0</b>  $c = 1022$
<b>rule 253</b>  $c = 1026$	<b>rule 251</b>  $c = 1026$	<b>rule 239</b>  $c = 1026$	<b>rule 237</b>  $c = 1026$	<b>rule 21</b>  $c = 1026$	<b>rule 19</b>  $c = 1026$	<b>rule 7</b>  $c = 1026$	<b>rule 249</b>  $c = 1034$
<b>rule 235</b>  $c = 1034$	<b>rule 233</b>  $c = 1042$	<b>rule 221</b>  $c = 1486$	<b>rule 205</b>  $c = 1490$	<b>rule 236</b>  $c = 1554$	<b>rule 228</b>  $c = 1554$	<b>rule 219</b>  $c = 1554$	<b>rule 207</b>  $c = 1554$
<b>rule 204</b>  $c = 1554$	<b>rule 196</b>  $c = 1554$	<b>rule 172</b>  $c = 1554$	<b>rule 164</b>  $c = 1554$	<b>rule 140</b>  $c = 1554$	<b>rule 132</b>  $c = 1554$	<b>rule 108</b>  $c = 1554$	<b>rule 100</b>  $c = 1554$
<b>rule 76</b>  $c = 1554$	<b>rule 68</b>  $c = 1554$	<b>rule 51</b>  $c = 1554$	<b>rule 44</b>  $c = 1554$	<b>rule 36</b>  $c = 1554$	<b>rule 12</b>  $c = 1554$	<b>rule 4</b>  $c = 1554$	<b>rule 217</b>  $c = 1558$
<b>rule 203</b>  $c = 1558$	<b>rule 201</b>  $c = 1558$	<b>rule 29</b>  $c = 1558$	<b>rule 71</b>  $c = 1574$	<b>rule 91</b>  $c = 1606$	<b>rule 37</b>  $c = 1606$	<b>rule 123</b>  $c = 1618$	<b>rule 33</b>  $c = 1618$
<b>rule 5</b>  $c = 1618$	<b>rule 1</b>  $c = 1618$	<b>rule 244</b>  $c = 1790$	<b>rule 241</b>  $c = 1790$	<b>rule 213</b>  $c = 1790$	<b>rule 212</b>  $c = 1790$	<b>rule 209</b>  $c = 1790$	<b>rule 171</b>  $c = 1790$
<b>rule 143</b>  $c = 1790$	<b>rule 139</b>  $c = 1790$	<b>rule 116</b>  $c = 1790$	<b>rule 84</b>  $c = 1790$	<b>rule 47</b>  $c = 1790$	<b>rule 43</b>  $c = 1790$	<b>rule 11</b>  $c = 1790$	<b>rule 227</b>  $c = 1794$
<b>rule 185</b>  $c = 1794$	<b>rule 174</b>  $c = 1794$	<b>rule 142</b>  $c = 1794$	<b>rule 117</b>  $c = 1794$	<b>rule 113</b>  $c = 1794$	<b>rule 83</b>  $c = 1794$	<b>rule 81</b>  $c = 1794$	<b>rule 53</b>  $c = 1794$
<b>rule 46</b>  $c = 1794$	<b>rule 14</b>  $c = 1794$	<b>rule 39</b>  $c = 1814$	<b>rule 27</b>  $c = 1814$	<b>rule 248</b>  $c = 1818$	<b>rule 245</b>  $c = 1818$	<b>rule 243</b>  $c = 1818$	<b>rule 240</b>  $c = 1818$

rule 231  $c = 1818$	rule 216  $c = 1818$	rule 208  $c = 1818$	rule 184  $c = 1818$	rule 176  $c = 1818$	rule 152  $c = 1818$	rule 144  $c = 1818$	rule 120  $c = 1818$
rule 112  $c = 1818$	rule 88  $c = 1818$	rule 80  $c = 1818$	rule 56  $c = 1818$	rule 48  $c = 1818$	rule 24  $c = 1818$	rule 16  $c = 1818$	rule 15  $c = 1818$
rule 229  $c = 1822$	rule 115  $c = 1846$	rule 49  $c = 1846$	rule 17  $c = 1846$	rule 234  $c = 1854$	rule 226  $c = 1854$	rule 211  $c = 1854$	rule 202  $c = 1854$
rule 194  $c = 1854$	rule 189  $c = 1854$	rule 187  $c = 1854$	rule 180  $c = 1854$	rule 175  $c = 1854$	rule 170  $c = 1854$	rule 162  $c = 1854$	rule 148  $c = 1854$
rule 138  $c = 1854$	rule 130  $c = 1854$	rule 106  $c = 1854$	rule 98  $c = 1854$	rule 85  $c = 1854$	rule 74  $c = 1854$	rule 66  $c = 1854$	rule 59  $c = 1854$
rule 52  $c = 1854$	rule 42  $c = 1854$	rule 35  $c = 1854$	rule 34  $c = 1854$	rule 20  $c = 1854$	rule 10  $c = 1854$	rule 3  $c = 1854$	rule 2  $c = 1854$
rule 173  $c = 1858$	rule 111  $c = 1870$	rule 103  $c = 1870$	rule 67  $c = 1870$	rule 61  $c = 1870$	rule 25  $c = 1870$	rule 9  $c = 1870$	rule 125  $c = 1874$
rule 65  $c = 1874$	rule 166  $c = 1878$	rule 155  $c = 1878$	rule 134  $c = 1878$	rule 38  $c = 1878$	rule 6  $c = 1878$	rule 41  $c = 1886$	rule 97  $c = 1902$
rule 107  $c = 1934$	rule 121  $c = 1942$	rule 141  $c = 2398$	rule 78  $c = 2406$	rule 252  $c = 2438$	rule 220  $c = 2438$	rule 79  $c = 2442$	rule 13  $c = 2454$
rule 69  $c = 2470$	rule 238  $c = 2474$	rule 206  $c = 2474$	rule 93  $c = 2474$	rule 254  $c = 2566$	rule 222  $c = 2566$	rule 157  $c = 2594$	rule 198  $c = 2598$

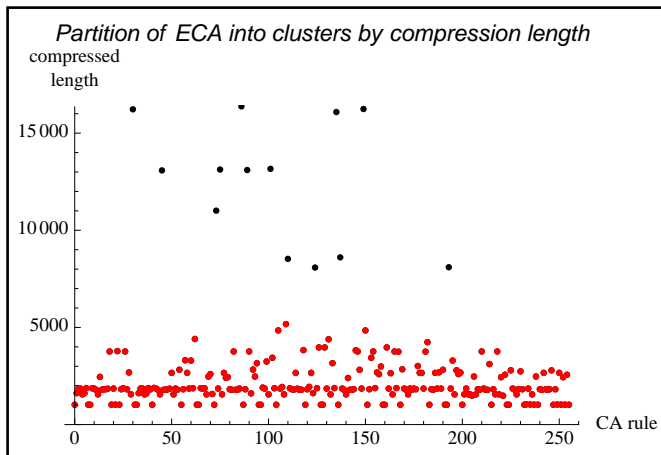
<b>rule 70</b>  $c = 2598$	<b>rule 163</b>  $c = 2646$	<b>rule 179</b>  $c = 2658$	<b>rule 230</b>  $c = 2662$	<b>rule 242</b>  $c = 2662$	<b>rule 186</b>  $c = 2662$	<b>rule 178</b>  $c = 2662$	<b>rule 122</b>  $c = 2662$
<b>rule 114</b>  $c = 2662$	<b>rule 77</b>  $c = 2662$	<b>rule 58</b>  $c = 2662$	<b>rule 50</b>  $c = 2662$	<b>rule 199</b>  $c = 2674$	<b>rule 156</b>  $c = 2682$	<b>rule 28</b>  $c = 2682$	<b>rule 188</b>  $c = 2690$
<b>rule 230</b>  $c = 2738$	<b>rule 246</b>  $c = 2790$	<b>rule 225</b>  $c = 2794$	<b>rule 197</b>  $c = 2794$	<b>rule 147</b>  $c = 2818$	<b>rule 190</b>  $c = 2822$	<b>rule 54</b>  $c = 2822$	<b>rule 92</b>  $c = 2830$
<b>rule 169</b>  $c = 2846$	<b>rule 158</b>  $c = 2990$	<b>rule 177</b>  $c = 3014$	<b>rule 214</b>  $c = 3114$	<b>rule 94</b>  $c = 3158$	<b>rule 133</b>  $c = 3162$	<b>rule 99</b>  $c = 3246$	<b>rule 195</b>  $c = 3294$
<b>rule 60</b>  $c = 3294$	<b>rule 57</b>  $c = 3310$	<b>rule 153</b>  $c = 3438$	<b>rule 102</b>  $c = 3438$	<b>rule 167</b>  $c = 3750$	<b>rule 181</b>  $c = 3754$	<b>rule 218</b>  $c = 3762$	<b>rule 210</b>  $c = 3762$
<b>rule 165</b>  $c = 3762$	<b>rule 154</b>  $c = 3762$	<b>rule 146</b>  $c = 3762$	<b>rule 90</b>  $c = 3762$	<b>rule 82</b>  $c = 3762$	<b>rule 26</b>  $c = 3762$	<b>rule 18</b>  $c = 3762$	<b>rule 22</b>  $c = 3782$
<b>rule 145</b>  $c = 3822$	<b>rule 118</b>  $c = 3834$	<b>rule 161</b>  $c = 3970$	<b>rule 129</b>  $c = 3970$	<b>rule 126</b>  $c = 3970$	<b>rule 182</b>  $c = 4242$	<b>rule 131</b>  $c = 4390$	<b>rule 62</b>  $c = 4406$
<b>rule 150</b>  $c = 4846$	<b>rule 105</b>  $c = 4846$	<b>rule 109</b>  $c = 5170$	<b>rule 124</b>  $c = 8082$	<b>rule 193</b>  $c = 8098$	<b>rule 110</b>  $c = 8530$	<b>rule 137</b>  $c = 8606$	<b>rule 73</b>  $c = 11010$
<b>rule 45</b>  $c = 13082$	<b>rule 89</b>  $c = 13102$	<b>rule 75</b>  $c = 13126$	<b>rule 101</b>  $c = 13162$	<b>rule 135</b>  $c = 16086$	<b>rule 30</b>  $c = 16226$	<b>rule 149</b>  $c = 16242$	<b>rule 86</b>  $c = 16378$

Early in 2007 I wrote a program written in *Mathematica* illustrating the basic idea of the compressibility method to classify cellular automata. The program (called a Demonstration) was submitted to the Wolfram Demonstrations Project and published under the title 'Cellular Automaton Compressibility'[24]. Later in 2007, inspired by this Demonstration and under my mentorship, Joe Bolte a colleague from Wolfram Research developed a project under the title 'Automatic Ranking and Sorting of Cellular Automaton Complexity' at the NKS Summer School held at the University of Vermont (for more information see <http://www.wolframscience.com/summerschool/2007/participants/bolte.html>). In 2009, also under my mentorship, Chiara Basile from the University of Bologna would further develop the project at the NKS Summer School held at the ISTI-CNR in Pisa, Italy, under the title 'Exploring CA rule spaces by means of data compression.' The project was enriched by Basile's own prior research, particularly on feeding the compression algorithm with sequences following different directions (rows, columns and space-filling curves), thus helping the compression algorithm to speed up the pattern detection process (for more information see <http://www.wolframscience.com/summerschool/2009/participants/basile.html>).

## Compression-based clustering

By finding neighboring clusters of compressed lengths one can group cellular automata by their program-size complexity. Treating pairs of elements as being less similar when their distances are larger using an Euclidean distance function a 2-clusters plot was able to separate cellular automata that clearly fall into Wolfram's classes III and IV from the rest, dividing complex and random-looking cellular automata from trivial and nested ones as shown below.

### ■ 2-clusters plot



Elementary cellular automata  
Clusters by compressibility

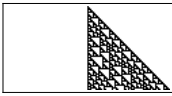

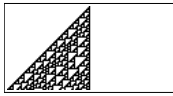
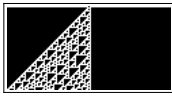
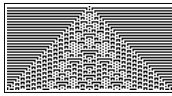
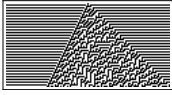
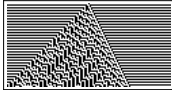
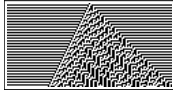
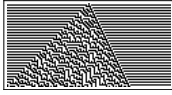

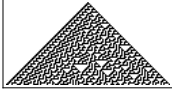


Classes I and II									
0	1	2	3	4	5	6	7	8	9
10	11	12	13	14	15	16	17	18	19
20	21	22	23	24	25	26	27	28	29
31	32	33	34	35	36	37	38	39	40
41	42	43	44	46	47	48	49	50	51
52	53	54	55	56	57	58	59	60	61
62	63	64	65	66	67	68	69	70	71
72	74	76	77	78	79	80	81	82	83
84	85	87	88	90	91	92	93	94	95
96	97	98	99	100	102	103	104	105	106
107	108	109	111	112	113	114	115	116	117
118	119	120	121	122	123	125	126	127	128
129	130	131	132	133	134	136	138	139	140
141	142	143	144	145	146	147	148	150	151
152	153	154	155	156	157	158	159	160	161
162	163	164	165	166	167	168	169	170	171
172	173	174	175	176	177	178	179	180	181
182	183	184	185	186	187	188	189	190	191
192	194	195	196	197	198	199	200	201	202
203	204	205	206	207	208	209	210	211	212
213	214	215	216	217	218	219	220	221	222
223	224	225	226	227	228	229	230	231	232
233	234	235	236	237	238	239	240	241	242
243	244	245	246	247	248	249	250	251	252
253	254	255							

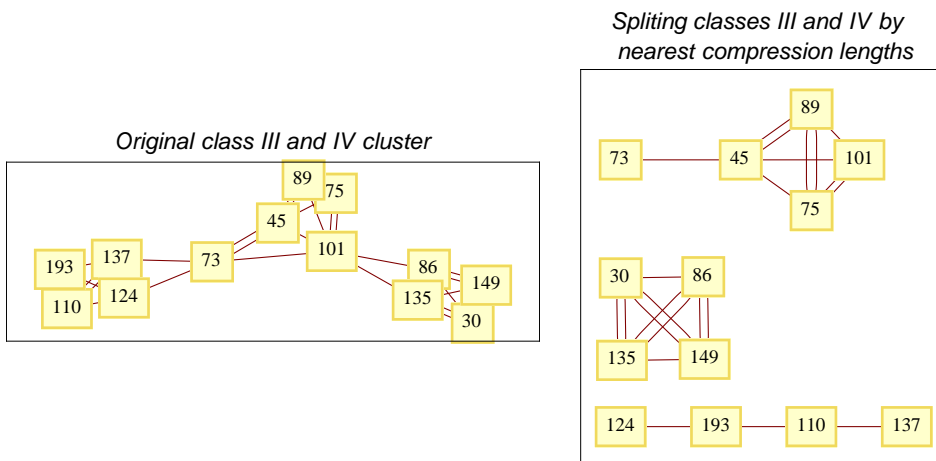
Classes III and IV		
30	45	73
75	86	89
101	110	124
135	137	149
193		



## Elementary cellular automata classes III and IV

<p>rule 124</p>  <p><math>c = 8082</math></p>	<p>rule 193</p>  <p><math>c = 8098</math></p>	<p>rule 110</p>  <p><math>c = 8530</math></p>	<p>rule 137</p>  <p><math>c = 8606</math></p>	<p>rule 73</p>  <p><math>c = 11010</math></p>
<p>rule 45</p>  <p><math>c = 13082</math></p>	<p>rule 89</p>  <p><math>c = 13102</math></p>	<p>rule 75</p>  <p><math>c = 13126</math></p>	<p>rule 101</p>  <p><math>c = 13162</math></p>	<p>rule 135</p>  <p><math>c = 16086</math></p>
<p>rule 30</p>  <p><math>c = 16226</math></p>	<p>rule 149</p>  <p><math>c = 16242</math></p>	<p>rule 86</p>  <p><math>c = 16378</math></p>		

























A second application of the clustering algorithm splits the original classes III and IV into clusters linking automata by their qualitative properties.



- Compression-based classification of larger spaces of cellular automata and other abstract machines
- 3-color nearest-neighbor cellular automata

By following the same technique, we were able to identify class III and IV 3-color nearest-neighbor cellular automata:

3-color nearest-neighbor cellular automata compression-based search for class III and IV from a random sample

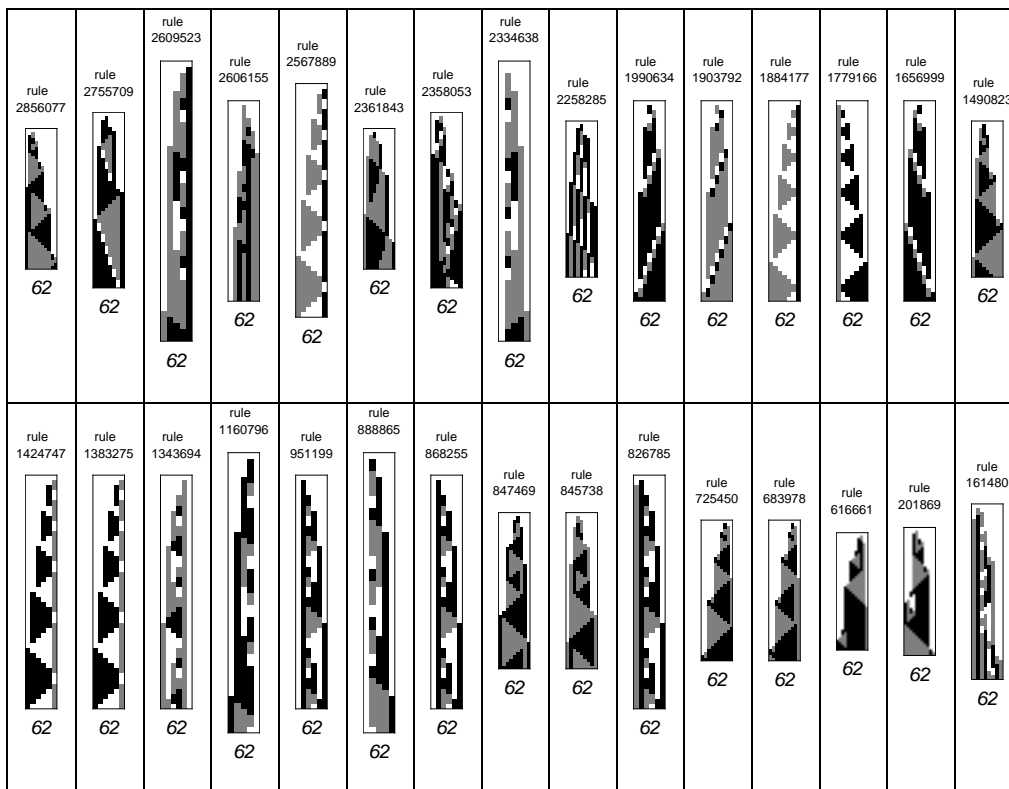
rule 780503000362  $c = 15702$	rule 1586152780135  $c = 16518$	rule 1365982491992  $c = 18438$	rule 1973777029715  $c = 21346$	rule 2900043942700  $c = 21750$
rule 6058489644114  $c = 23618$	rule 3029707998945  $c = 24646$	rule 5839376321146  $c = 24690$	rule 312508972047  $c = 25194$	rule 4965339353153  $c = 25366$
rule 718427392813  $c = 25718$	rule 2063790380886  $c = 25926$	rule 238809112610  $c = 25942$	rule 6128825626528  $c = 27162$	rule 6917048032867  $c = 27478$
rule 4564079580342  $c = 27702$	rule 3279331578529  $c = 27706$	rule 2184543165491  $c = 28638$	rule 6174885907726  $c = 29310$	rule 3611477510615  $c = 30770$
rule 1630217239913  $c = 30802$	rule 1065547480150  $c = 32842$	rule 1274547590961  $c = 34294$	rule 1639502238758  $c = 34854$	

■ 2-state 3-color Turing machines

The exploration of Turing machines is considerably more difficult for three main reasons: 1. the spaces of Turing machines for the shortest states and colors are much larger than the shortest spaces of cellular automata, 2. Turing machines with non-trivial dynamical properties are very rare compared to the size of the space defined by the number of state and colors, and therefore larger samples are necessary and 3. Turing machines evolve much more slowly than cellular automata, so longer runtimes are also necessary.

The best compression-based results for identifying non-trivial Turing machines were obtained by applying the technique to the number of states a Turing machine is able to reach after a certain number of steps rather than to the output itself, unlike for cellular automata. The complexity of a Turing machine is deeply determined by the number of states the machine is capable of reaching from an initial configuration, and by looking at its complexity the technique distinguished the non-trivial machines from the most trivial. The following is a sample of Turing machines found by applying the compression-based method.

Compression-based search for non-trivial 2-state 3-color Turing machines



## Compression-based phase transition detection

A phase transition can be defined as a discontinuous change in the dynamical behavior of a system when a parameter associated with the system, such as its initial configuration, is varied.

It is conventional to distinguish two kinds of phase transitions often called first-order and higher-order. As described in [21], one feature of first-order transitions is that as soon as the transition is passed, the whole system always switches completely from one state to the other. Higher-order transitions however are gradual or recurrent. On one side of the transition, a system is typically completely ordered or disordered. But when the transition is passed, the system does not change from then on to either one or another state. Instead, its order increases or decreases moreless gradually or recurrently as the parameter is varied. Typically the presence of order is signalled by the breaking of some kind of symmetry--for example, two rules explored in this section (rules 22 and 109) were found to be highly disturbed with recurrent phase transitions due to a symmetry breaking when starting with certain initial configurations.

### ■ Initial configuration numbering scheme

Ideally, one should feed a system with a natural sequence of initial configurations of gradually increasing complexity, so that qualitative changes in the evolution of the system are not attributable to discontinuities in its set of initial conditions.

The reflected binary code, also known as the ‘‘Gros-Gray code’’ or simply the ‘‘Gray code’’ (after Louis Gros and Frank Gray), is a binary numeral system where two successive values differ by only one bit. To explore the qualitative behavior of a cellular automaton when starting from different initial configurations, the optimal method is to follow a Gros-Gray encoding enumeration in order to avoid any undesirable ‘jumps’ attributable to the system’s having been fed with discontinuous initial configurations. By following the Gros-Gray code, an optimal numbering scheme was devised so that two consecutive initial conditions differed only by the simplest change (one bit).

GrosGrayCodeDerivate and GrosGrayCodeIntegrate implement the methods described in [10].

```
GrosGrayCodeDerivate[n_Integer] :=
  Prepend[Mod[#[[1]] + #[[2]], 2] & /@ Partition[#, 2, 1], #[[1]]] &@IntegerDigits[n, 2]

GrosGrayCodeIntegrate[l_List] := FromDigits[Mod[#, 2] & /@ Accumulate[l], 2]
```

The function `InitialConfiguration` implements the optimal numbering scheme of initial conditions for cellular automata based on the Gros-Gray code, minimizing the Damerau-Levenshtein distance.

#### ■ Gros-Gray code first eleven elements

0	
1	
2	
3	
4	
5	
6	
7	
8	
9	
10	

`GrosGrayCodeIntegrate` is `GrosGrayCodeDerivate`'s reverse function. It retrieves the element number of an element in Gros-Gray's code, i.e. the composition of `GrosGrayCodeDerivate` and `GrosGrayCodeIntegrate` is the identity function.

```
Table[GrosGrayCodeIntegrate[GrosGrayCodeDerivate[n]], {n, 0, 10}]

{0, 1, 2, 3, 4, 5, 6, 7, 8, 9, 10}
```

The Damerau-Levenshtein distance between two vectors  $u$  and  $v$  gives the number of one-element deletions, insertions, substitutions and transpositions required to transform  $u$  into  $v$ . It can be verified that the distance between any two adjacent elements in the Gros-Gray code is always one.

```
DamerauLevenshteinDistance[#[[1]], #[[2]]] & /@
  Partition[Table[GrosGrayCodeDerivate[n], {n, 0, 10}], 2, 1]

{1, 1, 1, 1, 1, 1, 1, 1, 1, 1}
```

The simplest, not completely trivial, initial configuration of a cellular automata is the typical single black cell that can be denoted (as in *Mathematica*) by  $\{\{1\}, 0\}$ , meaning a single black cell (1) on a background of whites (0). Preserving an 'empty' background leaves the region that must be varied consisting only of the non-white portion of the initial configuration. However, when surrounded with zeroes, initial configurations may be the same for cellular automata. For example, the initial configuration  $\{0, 1, 0\}$  is exactly the same as  $\{1\}$  because the cellular automaton background is already filled with zeroes. Therefore valid different initial configurations for cellular automata should always be wrapped in 1's.

```
InitialCondition[n_Integer] :=
  If[n === 0, {Last[#]}, #] &@Append[GrosGrayCodeDerivate[n], 1]
```

- Sequence of the first 11 binary initial configurations for CA based on the Gros-Gray code:

0	
1	
2	
3	
4	
5	
6	
7	
8	
9	
10	

InitialConditionNumber is the reverse function for retrieving the number of an initial configuration given an initial configuration according to the numbering scheme devised herein.

```
InitialConditionNumber[l_List] := GrosGrayCodeIntegrate[Most[l]]
```

e.g. the 32nd. initial condition:



```
InitialConditionNumber[InitialCondition[32]]
```

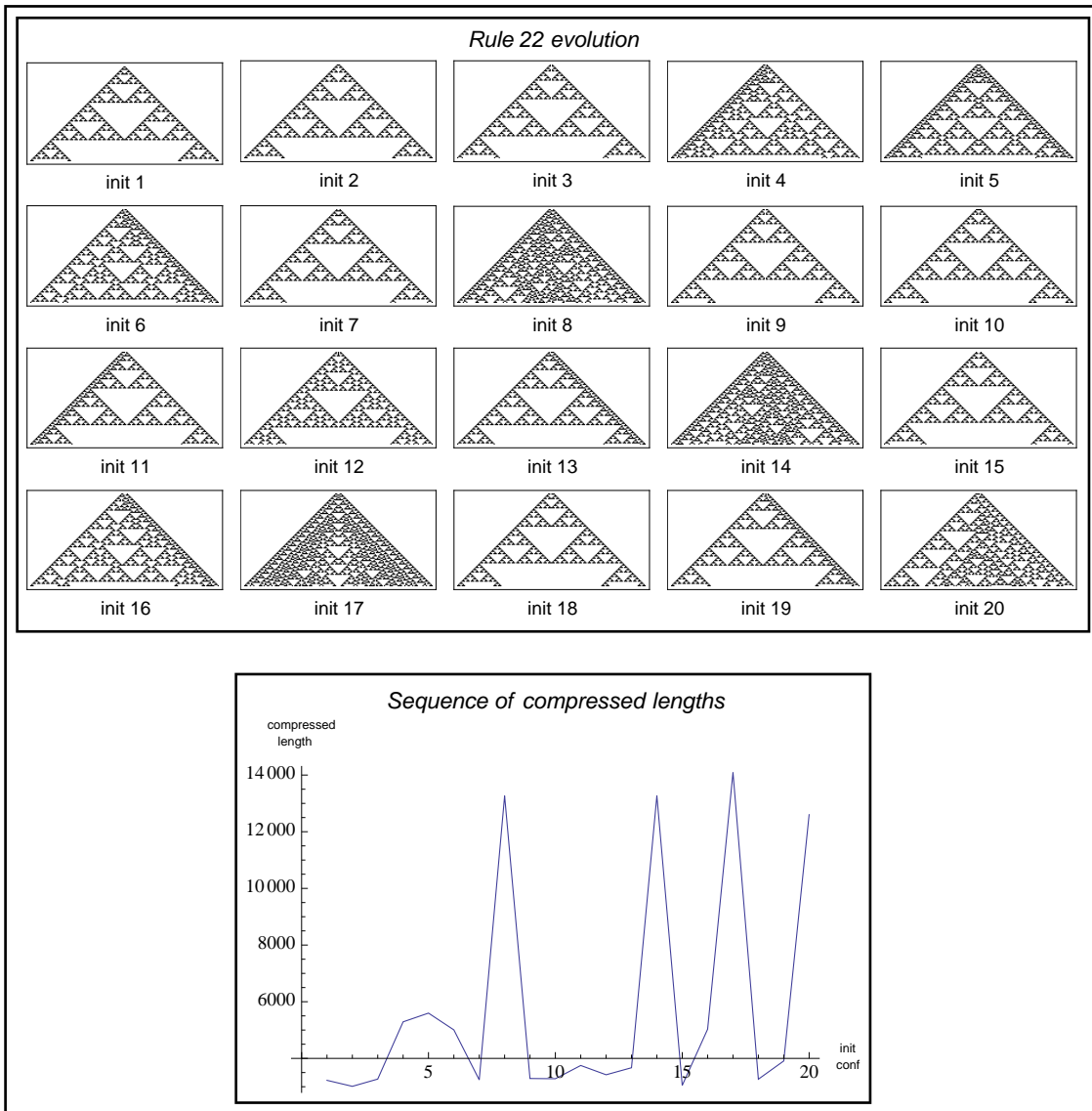
32

An interesting example is the elementary cellular automaton with rule 22, which behaves as a fractal in Wolfram's class II for some segment of initial configurations, followed by phase transitions of more disordered evolutions of the type of class III.

- Phase transitions**

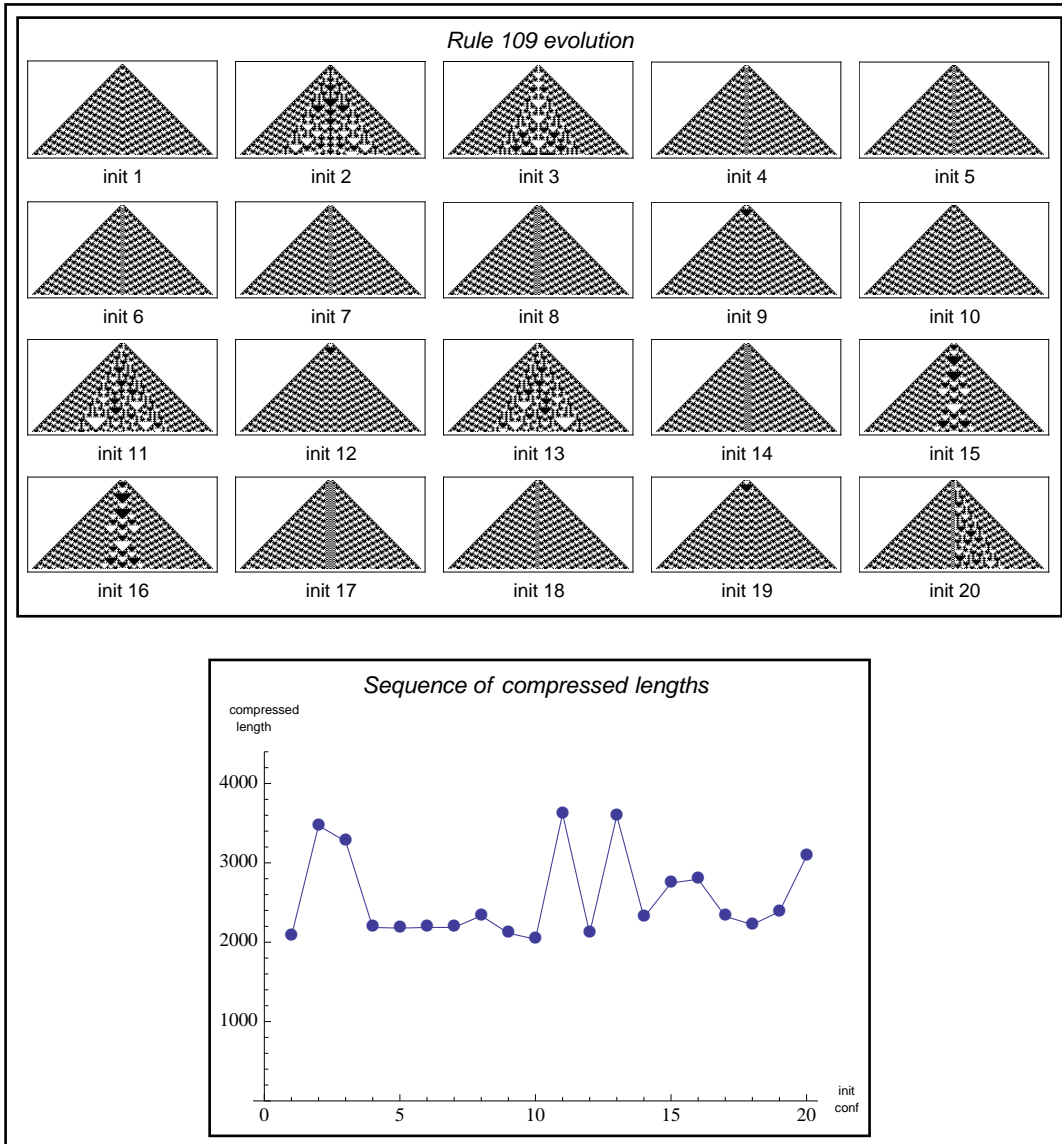
Two one-dimensional elementary cellular automaton that show discrete changes in behavior when the properties of its initial conditions are continuously changed.

■ Rule 22 phase transition



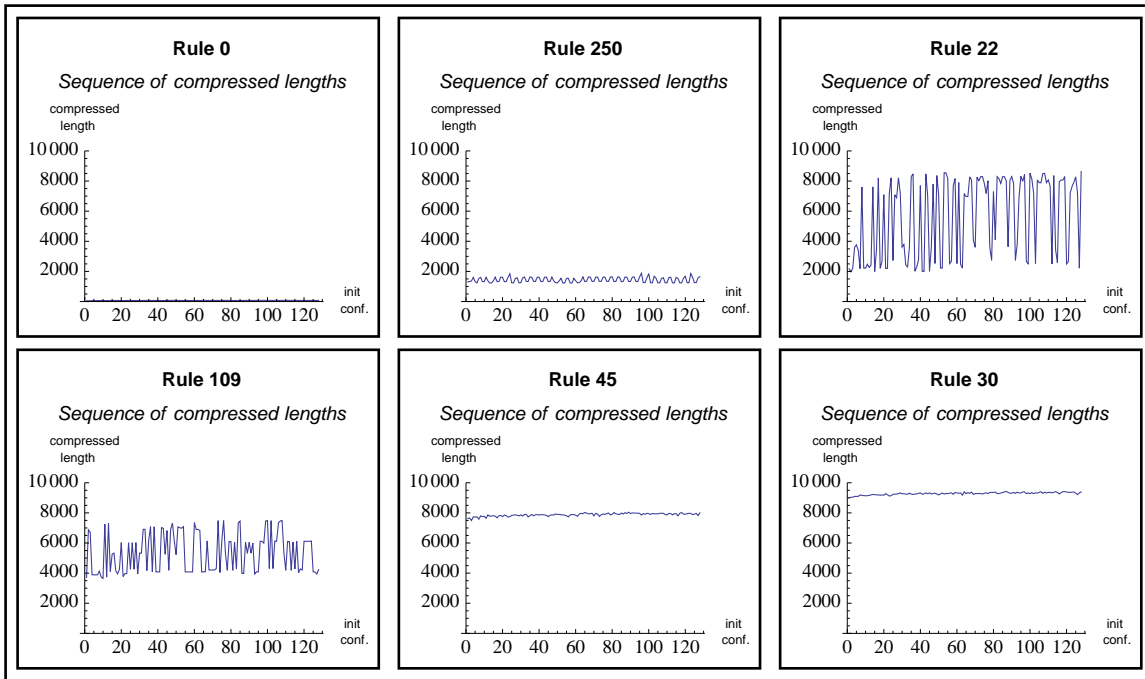
Data points are joined for clarity only. It can be seen that up to the initial configuration number 20 there are clear spikes at initial configurations 8, 14, 17 and 20 indicating four abrupt phase transitions.

■ Rule 109 phase transition



For clarity, the background of the evolution of rule 109 above was cleaned up. Clear phase transitions are detected at initial configurations number 2, 3, 11 and 13, together with weaker behavior changes at initial configurations number 15, 16 and 20 that only occur on one side of the cellular automaton and therefore showing spikes firing at half the length.

Comparison of the sequences of the compressed lengths of six different elementary cellular automata following the initial configuration numbering scheme up to the first  $2^7 = 128$  initial configurations up to 150 steps each:



The differences between the compressed versions provide information on the changes in behavior up to a given number of steps of a system starting from different initial conditions. The normalization divided by the number of steps provides the necessary stability to keep the increase of complexity on account of the increase of size due to longer runtimes out of the main equation. In other words, the program-size complexity accumulated due to longer runtimes is subtracted in time from the approximated program-size complexity of the system itself.

The above method can also be used to precompute the initial configurations of a CA space conducting the search for interesting behaviors and speeding up the study of qualitative dynamical properties. For example, for rules 22 and 109, interesting initial configurations to look at are those detected above showing clear phase transitions.

One open question is whether there are first-order phase transitions (when following a 'natural' initial condition enumeration) in elementary cellular automata. This method was only capable of detecting higher-order phase transitions up to the steps and initial conditions explored herein.



---

## Compression-based numerical computation of a characteristic exponent

A fundamental property of chaotic behavior is the sensitivity to small changes to the initial conditions. Lyapunov characteristic exponents quantify this qualitative behavior by measuring the mean rate of divergence of initially neighboring trajectories. A characteristic exponent as a measure usually has the advantage of keeping systems with no significant phase transitions close to a constant value, while those with significant phase transitions are distinguished by a linear growth, that characterizes instability in the system. Whether a system has a phase transition is an undecidable property of systems in general. However the characteristic exponent is an effective method of calculation, even with no prior knowledge of the generating function of the system.

The technique described herein consists of comparing the mean of the divergence in time of the compressed lengths of the output of a system running over a sequence of small changes to the initial conditions over small intervals of time. The procedure yields a sequence of values normalized by the runtime and the derivative of the function that best fits the sequence. Just as with Wolfram's method described in [20] for the calculation of the Lyapunov exponents of a cellular automaton, the divergence in time is measured by the differences in space-time of the patterns produced by the system. But unlike the calculation of Lyapunov exponents, this will be done by measuring the distance between the compressed regions of the evolution of a cellular automaton when starting from different initial configurations, which after normalization we will be able to evaluate a stable characteristic exponent and therefore characterize its degree of sensitivity.

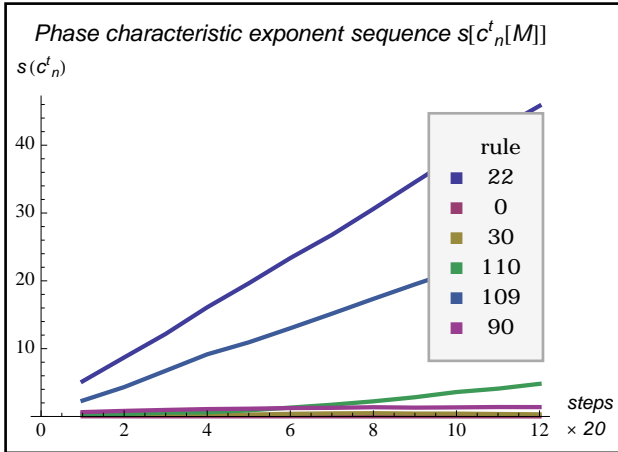
We want to examine the relative behavior of region evolutions when starting from adjacent initial configurations. Since the systems for which we are introducing this method are discrete, the regular parameter separating the initial conditions in a continuous system when calculating the Lyapunov exponent of a system can be replaced by the immediate successor of an initial condition following an optimal enumeration like the one described in the previous section based on the Gros-Gray code.

Let  $c_n^t$ , the characteristic exponent, be defined as the mean of the absolute values of the differences of the compressed lengths of the outputs of the system  $M$  running over the initial segment of initial conditions  $i_j$  with  $j = \{1, \dots, n\}$  following the numbering scheme devised before and running for  $t$  steps, as follows:

$$c_n^t = \frac{|C[M_t[i_1]] - C[M_t[i_2]]| + \dots + |C[M_t[i_{n-1}]] - C[M_t[i_n]]|}{t(n-1)}$$

The division by  $t$  acts as a normalization parameter in order to keep the runtime as independent as possible of the different values of  $c_n^t$  among the systems. As already noted however, normalization can also be achieved by dividing by the 'volume' of the region (the space-time diagram) generated by a system (in the case of a one-dimensional CA the area, i.e. the number of affected cells--usually the characteristic cone). The mean of the absolute values can also be replaced by the maximum of the absolute values in order to maximize the differences depending on the type of dynamical features one may want to intensify.

Let's define a phase transition sequence as the sequence of characteristic exponents for a system  $M$  running for longer runtimes.

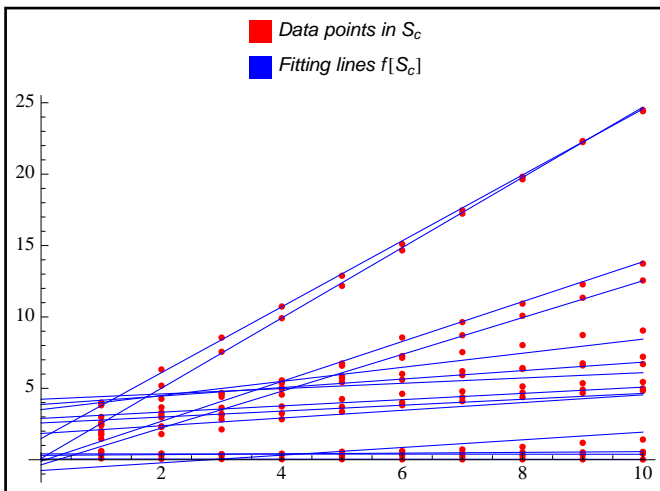


The general rule for  $t=200$  and  $n=40$  is that if the characteristic exponent  $c_n^t$  is greater than 1 for large enough values of  $n$  and  $t$ , then  $c_n^t$  has a phase transition. Otherwise it does not. The table below shows the calculation of the characteristic exponents of some elementary cellular automata:

■ Regression analysis

Let  $S_c = S[c_n^t]$  for a fixed  $n$  and  $t$ . The line that better fits the growth of a sequence  $S_c$  can be found by calculating the linear combination that minimizes the sum of the squares of the deviations of the elements. Let  $f[S_c]$  denote the line that fits the sequence  $S_c$  by finding the least-squares.

$S_c$	$f[S_c]$
{3.0, 5.2, 7.6, 9.9, 12., 15., 17., 20., 22., 24., ...}	$0.0871263 + 2.46053 x$
{2.6, 2.3, 3.6, 5.0, 6.7, 8.6, 9.6, 11., 12., 14., ...}	$-0.100106 + 1.39622 x$
{1.5, 2.3, 3.2, 4.6, 5.9, 7.1, 8.7, 10., 11., 13., ...}	$-0.356678 + 1.28865 x$
{4.0, 6.3, 8.6, 11., 13., 15., 17., 20., 22., 24., ...}	$1.48002 + 2.30786 x$
{2.5, 3.3, 4.4, 5.6, 6.6, 7.3, 7.5, 8.0, 8.7, 9.0, ...}	$3.51119 + 0.493306 x$
{3.8, 4.3, 4.7, 5.0, 5.4, 5.6, 5.9, 6.4, 6.7, 7.2, ...}	$3.86761 + 0.296527 x$
{2.4, 3.7, 4.6, 5.4, 5.7, 6.0, 6.2, 6.4, 6.6, 6.7, ...}	$4.23672 + 0.18592 x$
{1.8, 1.8, 2.1, 2.8, 3.4, 3.8, 4.1, 4.4, 4.7, 4.8, ...}	$1.83708 + 0.270712 x$
{1.8, 3.0, 2.8, 3.2, 3.7, 4.0, 4.4, 4.7, 4.9, 5.0, ...}	$2.57491 + 0.207141 x$
{2.0, 3.1, 3.1, 3.7, 4.2, 4.6, 4.8, 5.1, 5.4, 5.4, ...}	$2.89405 + 0.218818 x$
{0.61, 0.44, 0.38, 0.39, 0.28, 0.30, 0.25, 0.28, 0.34, 0.42, ...}	$0.411335 - 0.00302664 x$
{0.34, 0.31, 0.39, 0.43, 0.56, 0.61, 0.72, 0.90, 1.2, 1.4, ...}	$-0.755542 + 0.268823 x$
{0.51, 0.41, 0.29, 0.36, 0.42, 0.42, 0.46, 0.51, 0.52, 0.55, ...}	$0.306419 + 0.0260127 x$
{0.093, 0.060, 0.047, 0.033, 0.033, 0.026, 0.024, 0.023, 0.022, 0.016, ...}	$0.055795 - 0.00299498 x$



The derivatives of a phase transition function are therefore stable indicators of the degree of the qualitative change in behavior of the systems. The larger the derivative the larger the significance. Let  $C$  denote the transition coefficient defined as  $C = f' [S_c]$ . The following table illustrates the calculated transition coefficients for a few elementary cellular automata rules:

Phase transition coefficient	
ECA rule ( $r$ )	$C(ECA_r)$
22	2.5
151	2.3
109	1.4
73	1.3
133	0.49
183	0.30
54	0.27
110	0.27
97	0.22
41	0.21
147	0.19
45	0.026
1	-0.0030
30	-0.0030

#### ■ Interesting initial conditions

Once calculated the transition coefficient one can calculate the first 10 most interesting initial conditions for ECA with transition coefficient greater than 1. The following were calculated up to 600 steps in blocks of 50:

Most sensitives ECA to init configurations	
ECA rule	initial configuration number
151	{17, 18, 20, 22, 26, 34, 37, 41, 44, 46}
22	{8, 14, 17, 20, 23, 24, 26, 27, 28, 29}
73	{10, 12, 15, 16, 21, 24, 28, 30, 43, 45}
109	{2, 3, 11, 13, 20, 24, 26, 28, 32, 33}
133	{4, 6, 8, 10, 14, 16, 18, 19, 22, 25}
94	{10, 16, 20, 23, 24, 26, 28, 29, 30, 32}















■ **Dynamical classification**

The coefficient  $C$  has positive values if the system is sensitive to the initial configurations. The larger the positive values the more sensitive the system to the initial configurations.  $C$  has negative values or is close to zero if it is highly homogeneous. Irregular behavior yields non-linear growth, leading to a positive exponent.

For elementary cellular automata it was found that  $n = 40$  and  $t = 200$  were runtime values large enough to detect and distinguish cellular automata having clear phase transitions. It is also the case that systems showing no quick phase transition have an asymptotic probability 1 of having one at a later time. In other words, a system with a phase transition either has the phase transition very early in time or is unlikely to ever have one later, as can be theoretically predicted from an algorithmic theoretical argument (A phase transition is undecidable and can be seen as a reachability problem equivalent to the Halting problem, hence a system powerful enough to halt when reaching a phase transition, as has been calculated before, has an (effective) density zero [5]). The same transition coefficient can also be seen as an homogeneity measure. At the right granular level, randomness shares informational properties with trivial systems. Like a trivial system, a random system is incapable of transmitting or carrying out information. The characteristic exponent relates these two behaviors in an interesting way since the granularity of a random system for a runtime large enough is close to the dynamical state of being in a stable configuration according to this measure. One can see that rule 110 is better classified, certainly because it has some structure and is less homogeneous in time, unlike rule 30 and of course rule 1. Rule 30, like rule 1, changes its compressed output from one step to the other at a lower rate or not at all. While the top of the classification and the gap between them are more significant because they show a qualitative change in their evolution, the bottom is classified by its lack of changes.

These are the clusters formed (a different cluster per row) for the few selected cellular automata rules starting from random initial conditions.

















































































Found clusters using the phase transition coefficient over a sample of 14 ECA rules

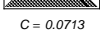
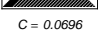
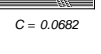
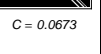
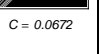
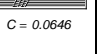






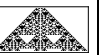
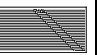




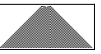











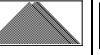











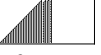







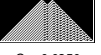













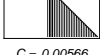



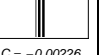
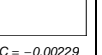


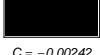
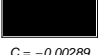






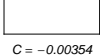

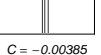













rule 22 	rule 151 		
rule 109 	rule 73 		
rule 133 	rule 183 	rule 147 	
rule 41 	rule 97 	rule 54 	
rule 110 	rule 45 	rule 30 	rule 1 












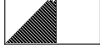





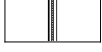























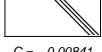
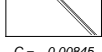
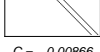
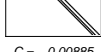

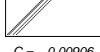
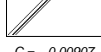
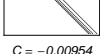


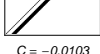
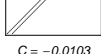
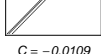

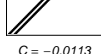
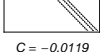
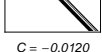
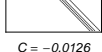
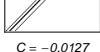
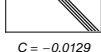
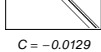
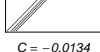
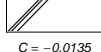
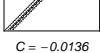
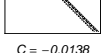
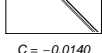
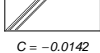
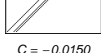
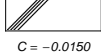
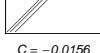
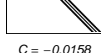

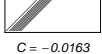
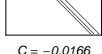
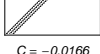
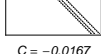
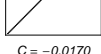
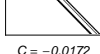
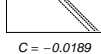
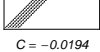
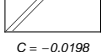
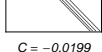
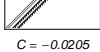
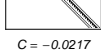
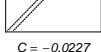
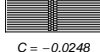
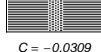
The above clusters are clearly classifying this small selection of cellular automata by the presence of phase transitions (sudden structures). This is also a measure of homogeneity.

- **A measure of homogeneity: Classification of ECA according to their transition coefficients calculated up to 600 steps in blocks of 50 for the first 500 initial conditions**

*Phase transition coefficient classification of elementary cellular automata (from random initial configurations)*

rule 151  $C = 5.81$	rule 22  $C = 4.49$	rule 73  $C = 3.09$	rule 109  $C = 2.66$	rule 133  $C = 1.10$	rule 94  $C = 1.02$	rule 124  $C = 1.01$	rule 137  $C = 0.827$
rule 193  $C = 0.822$	rule 110  $C = 0.794$	rule 120  $C = 0.740$	rule 183  $C = 0.615$	rule 106  $C = 0.596$	rule 225  $C = 0.497$	rule 161  $C = 0.449$	rule 129  $C = 0.412$
rule 54  $C = 0.407$	rule 169  $C = 0.373$	rule 182  $C = 0.343$	rule 147  $C = 0.313$	rule 41  $C = 0.300$	rule 97  $C = 0.269$	rule 121  $C = 0.244$	rule 107  $C = 0.218$
rule 119  $C = 0.188$	rule 63  $C = 0.183$	rule 87  $C = 0.176$	rule 122  $C = 0.175$	rule 167  $C = 0.174$	rule 165  $C = 0.168$	rule 218  $C = 0.161$	rule 105  $C = 0.137$
rule 31  $C = 0.135$	rule 35  $C = 0.133$	rule 156  $C = 0.132$	rule 21  $C = 0.128$	rule 248  $C = 0.128$	rule 153  $C = 0.124$	rule 146  $C = 0.124$	rule 195  $C = 0.123$
rule 181  $C = 0.121$	rule 28  $C = 0.121$	rule 7  $C = 0.119$	rule 202  $C = 0.118$	rule 39  $C = 0.116$	rule 126  $C = 0.111$	rule 59  $C = 0.108$	rule 220  $C = 0.108$
rule 191  $C = 0.102$	rule 125  $C = 0.102$	rule 247  $C = 0.100$	rule 115  $C = 0.0960$	rule 83  $C = 0.0953$	rule 222  $C = 0.0945$	rule 250  $C = 0.0902$	rule 82  $C = 0.0901$
rule 65  $C = 0.0896$	rule 103  $C = 0.0872$	rule 49  $C = 0.0855$	rule 158  $C = 0.0839$	rule 216  $C = 0.0833$	rule 186  $C = 0.0833$	rule 53  $C = 0.0822$	rule 85  $C = 0.0820$
rule 15  $C = 0.0802$	rule 175  $C = 0.0800$	rule 18  $C = 0.0799$	rule 67  $C = 0.0787$	rule 242  $C = 0.0783$	rule 171  $C = 0.0765$	rule 43  $C = 0.0749$	rule 26  $C = 0.0748$
rule 214  $C = 0.0748$	rule 190  $C = 0.0748$	rule 25  $C = 0.0748$	rule 241  $C = 0.0748$	rule 185  $C = 0.0748$	rule 61  $C = 0.0748$	rule 243  $C = 0.0748$	rule 47  $C = 0.0748$

 $C = 0.0713$	 $C = 0.0696$	 $C = 0.0682$	 $C = 0.0673$	 $C = 0.0672$	 $C = 0.0646$	 $C = 0.0631$	 $C = 0.0626$
rule 81  $C = 0.0623$	rule 245  $C = 0.0615$	rule 189  $C = 0.0580$	rule 9  $C = 0.0561$	rule 150  $C = 0.0539$	rule 111  $C = 0.0534$	rule 154  $C = 0.0532$	rule 58  $C = 0.0524$
rule 227  $C = 0.0521$	rule 178  $C = 0.0518$	rule 50  $C = 0.0516$	rule 45  $C = 0.0510$	rule 210  $C = 0.0508$	rule 17  $C = 0.0495$	rule 13  $C = 0.0491$	rule 246  $C = 0.0483$
rule 3  $C = 0.0477$	rule 231  $C = 0.0475$	rule 102  $C = 0.0474$	rule 60  $C = 0.0468$	rule 90  $C = 0.0452$	rule 77  $C = 0.0449$	rule 114  $C = 0.0444$	rule 62  $C = 0.0443$
rule 117  $C = 0.0415$	rule 113  $C = 0.0414$	rule 75  $C = 0.0403$	rule 118  $C = 0.0399$	rule 173  $C = 0.0385$	rule 159  $C = 0.0379$	rule 27  $C = 0.0357$	rule 187  $C = 0.0355$
rule 234  $C = 0.0343$	rule 11  $C = 0.0341$	rule 198  $C = 0.0328$	rule 141  $C = 0.0325$	rule 93  $C = 0.0315$	rule 155  $C = 0.0301$	rule 229  $C = 0.0279$	rule 209  $C = 0.0272$
rule 145  $C = 0.0271$	rule 101  $C = 0.0257$	rule 131  $C = 0.0250$	rule 197  $C = 0.0243$	rule 206  $C = 0.0233$	rule 157  $C = 0.0189$	rule 70  $C = 0.0186$	rule 139  $C = 0.0171$
rule 215  $C = 0.0160$	rule 199  $C = 0.0160$	rule 69  $C = 0.0108$	rule 79  $C = 0.0106$	rule 143  $C = 0.00978$	rule 89  $C = 0.00890$	rule 149  $C = 0.00870$	rule 211  $C = 0.00785$
rule 92  $C = 0.00566$	rule 179  $C = 0.00426$	rule 163  $C = 0.00246$	rule 213  $C = 0.000508$	rule 204  $C = -0.00226$	rule 0  $C = -0.00229$	rule 239  $C = -0.00229$	rule 205  $C = -0.00241$
rule 255  $C = -0.00242$	rule 253  $C = -0.00289$	rule 221  $C = -0.00292$	rule 1  $C = -0.00298$	rule 237  $C = -0.00302$	rule 127  $C = -0.00306$	rule 51  $C = -0.00315$	rule 207  $C = -0.00316$
rule 8  $C = -0.00354$	rule 223  $C = -0.00384$	rule 12  $C = -0.00385$	rule 76  $C = -0.00392$	rule 71  $C = -0.00393$	rule 160  $C = -0.00396$	rule 4  $C = -0.00397$	rule 254  $C = -0.00400$
rule 128  $C = -0.00406$	rule 64  $C = -0.00406$	rule 72  $C = -0.00400$	rule 236  $C = -0.00417$	rule 78  $C = -0.00418$	rule 5  $C = -0.00416$	rule 68  $C = -0.00416$	rule 32  $C = -0.00403$

$C = -0.00460$	$C = -0.00460$	$C = -0.00469$	$C = -0.00477$	$C = -0.00476$	$C = -0.00476$	$C = -0.00476$	$C = -0.00483$
rule 95  $C = -0.00450$	rule 219  $C = -0.00451$	rule 238  $C = -0.00451$	rule 251  $C = -0.00453$	rule 19  $C = -0.00463$	rule 200  $C = -0.00468$	rule 164  $C = -0.00470$	rule 36  $C = -0.00487$
rule 86  $C = -0.00497$	rule 232  $C = -0.00506$	rule 55  $C = -0.00506$	rule 230  $C = -0.00512$	rule 132  $C = -0.00513$	rule 168  $C = -0.00531$	rule 252  $C = -0.00534$	rule 40  $C = -0.00536$
rule 23  $C = -0.00538$	rule 108  $C = -0.00551$	rule 249  $C = -0.00560$	rule 188  $C = -0.00565$	rule 224  $C = -0.00569$	rule 201  $C = -0.00580$	rule 29  $C = -0.00580$	rule 96  $C = -0.00581$
rule 136  $C = -0.00585$	rule 140  $C = -0.00587$	rule 203  $C = -0.00596$	rule 217  $C = -0.00600$	rule 33  $C = -0.00607$	rule 44  $C = -0.00609$	rule 16  $C = -0.00614$	rule 233  $C = -0.00616$
rule 235  $C = -0.00626$	rule 123  $C = -0.00633$	rule 100  $C = -0.00652$	rule 228  $C = -0.00657$	rule 192  $C = -0.00670$	rule 196  $C = -0.00676$	rule 172  $C = -0.00688$	rule 104  $C = -0.00690$
rule 57  $C = -0.00775$	rule 116  $C = -0.00841$	rule 176  $C = -0.00845$	rule 144  $C = -0.00866$	rule 244  $C = -0.00885$	rule 99  $C = -0.00889$	rule 170  $C = -0.00906$	rule 10  $C = -0.00907$
rule 48  $C = -0.00954$	rule 30  $C = -0.00960$	rule 135  $C = -0.0102$	rule 138  $C = -0.0103$	rule 2  $C = -0.0103$	rule 162  $C = -0.0109$	rule 177  $C = -0.0110$	rule 174  $C = -0.0113$
rule 52  $C = -0.0119$	rule 240  $C = -0.0120$	rule 24  $C = -0.0126$	rule 42  $C = -0.0127$	rule 84  $C = -0.0129$	rule 80  $C = -0.0129$	rule 34  $C = -0.0134$	rule 46  $C = -0.0135$
rule 166  $C = -0.0136$	rule 180  $C = -0.0138$	rule 112  $C = -0.0140$	rule 98  $C = -0.0142$	rule 66  $C = -0.0150$	rule 14  $C = -0.0150$	rule 130  $C = -0.0156$	rule 212  $C = -0.0158$
rule 184  $C = -0.0163$	rule 226  $C = -0.0163$	rule 152  $C = -0.0166$	rule 38  $C = -0.0166$	rule 20  $C = -0.0167$	rule 142  $C = -0.0170$	rule 208  $C = -0.0172$	rule 148  $C = -0.0189$
rule 134  $C = -0.0194$	rule 194  $C = -0.0198$	rule 56  $C = -0.0199$	rule 74  $C = -0.0205$	rule 88  $C = -0.0217$	rule 6  $C = -0.0227$	rule 91  $C = -0.0248$	rule 37  $C = -0.0309$

---

Since one would expect a random system to produce an homogeneous stream with no distinguishable patterns as incapable of carrying or transmitting any information both the simplest and the random were classified together at the bottom.

It is worth mentioning that this method is capable of capturing many of the subtle different behaviors a cellular automaton is capable of, which are heuristically captured by Wolfram's classes. The technique does not, however, disprove Wolfram's principle of irreducibility[21] because it is an a posteriori method. In other words, it is only by running the system that the method is capable of revealing the dynamical properties. This is no different from a manual inspection in that regard. It is of value that the method presented does however identify with no user intervention a large range of qualitative properties that other techniques (a priori techniques), including several analytical ones, generally seem to neglect.

---

## Conclusion

We were able to clearly distinguish the different classes of behavior studied by Wolfram. By calculating the compressed lengths of the output of cellular automata using a general compression algorithm we found two clearly distinguishable main clusters and, upon closer inspection, two others with clear gaps in between. That we found two main large clusters seems to support Wolfram's Principle of Computational Equivalence (PCE) [21], which suggests that there is no essential distinction between the classes of systems showing trivial and nested behavior and those showing random and complex behavior. We have also provided a compression-based framework for phase transition detection, and a method to calculate an exponent capable of identifying and measuring the significance of other dynamical properties, such as sensitivity to initial conditions, presence of structures, and homogeneity in space or regularity in time. As seen from the experiments presented in this paper, the compression-based approach and the tools that have been proposed are highly effective for classifying, clustering and detecting several dynamical properties of abstract systems. Moreover, the method does not depend on the system and can be applied to any abstract computing device or to data coming from any source whatsoever. It can also be used to calculate prior distributions and make predictions regarding the future evolution of a system.

---

## Acknowledgements

I would like to thank Jean-Paul Delahaye, Chiara Basile, Matthew Szudzik, Paul-Jean Letourneau, Jamie Williams and Todd Rowland for their suggestions, stimulating discussions and disseminating the ideas of this paper.

---

## References

- [1] J. T. Baldwin and S. Shelah, "On the classifiability of cellular automata," *Theoretical Computer Science*, Volume 230, issue 1-2, pp. 117-129, 2000.
- [2] G. Braga, G. Cattaneo, P. Flocchini, G. Mauri, "Complex chaotic behavior of a class of subshift cellular automata," *Complex Systems*, 1993.
- [3] G. Braga, G. Cattaneo, P. Flocchini, and C. Quaranta Vogliotti, "Pattern Growth in Elementary Cellular Automata," *Theoretical Computer Science*, 145, 1-26, 1995.
- [4] F. Blanchard, P. Kurka, and A. Maass, "Topological and measure theoretic properties of one-dimensional cellular automata," *Physica D*, 1997.
- [5] C. S. Calude and M. A. Stay, "Most programs stop quickly or never halt," *Advances in Applied Mathematics*, 40 pp. 295-308, 2005.
- [6] G. Cattaneo and L. Margara, "Generalized Sub-shifts in Elementary Cellular Automata: The 'Strange Case' of Chaotic Rule 180," *Theoretical Computer Science*, 201 (1998) 171-187.
- [7] G. J. Chaitin, G. J. Chaitin, "Algorithmic Information Theory," fourth printing, Cambridge University Press, 1992.
- [8] R. Cilibrasi and P. Vitanyi, "Clustering by compression," *IEEE Transactions on Information Theory*, 2005.



- [9] K. Culik and S. Yu, "Undecidability of CA classification schemes," *Complex Systems*, Volume 2, Issue 2 pp. 177-190, 1988.
- [10] J. P. Delahaye, "Voyageurs et baguenaudiers," in *Pour La Science*, No. 238, 1997.
- [11] L. P. Deutsch, RFC on DEFLATE Compressed Data Format Specification version 1.3 <<http://www.rfc-editor.org/rfc/rfc1951.txt>> May 1996.
- [12] J. -c. Dubacq, B. Durand, E. Formenti, "Kolmogorov complexity and cellular automata classification," *Theoretical Computer Science*, 2001.
- [13] J.-L. Gailly, and M. Adler, "GZIP documentation and sources," available as `gzip-*.tar` <<ftp://prep.ai.mit.edu/pub/gnu/>>.
- [14] D. A. Huffman, "A Method for the Construction of Minimum Redundancy Codes," *Proceedings of the Institute of Radio Engineers*, Volume 40, Number 9, pp. 1098-1101, 1952.
- [15] M. Hurley, "Attractors in cellular automata," *Ergod. Th. & Dynam. Sys*, 1990.
- [16] J. von Neumann, "Theory of Self-Reproducing Automata," University of Illinois Press, Urbana and Chicago, 1966.
- [17] F. Ohi, "Chaotic Properties of the Elementary Cellular Automaton Rule 40 in Wolfram's Class I," *Complex Systems journal*, Volume 17, Issue 3, 2007.
- [18] F. Ohi and Y. Takamatsu, "Time-Space Pattern and Periodic Property of Elementary Cellular Automata—Sierpinski Gasket and Partially Sierpinski Gasket," *Japan Journal of Industrial and Applied Mathematics*, 18, 59-73, 2001.
- [19] E. S. Schwartz, and B. Kallick, "Generating a canonical prefix encoding," *Comm. ACM*, 7, 3, pp. 166-169, 1964.
- [20] K. Sutner, "Cellular automata and intermediate degrees," *Theoretical Computer Science*, Volume 296, Issue 2, pp. 365-375, 2003.
- [21] S. Wolfram, "A New Kind of Science," Wolfram Media Inc., 2002.
- [22] Wolfram *Mathematica* Documentation Center, <<http://reference.wolfram.com/mathematica/ref/Compress.html>>, Wolfram Research, Inc., 2008.
- [23] H. Zenil, "Cellular Automaton Compressibility" from The Wolfram Demonstrations Project, <<http://demonstrations.wolfram.com/CellularAutomatonCompressibility/>>, published March, 2007.
- [24] J. Ziv and A. Lempel, "A Universal Algorithm for Sequential Data Compression," *IEEE Transactions on Information Theory*, Vol. 23, No. 3, pp. 337-343, 1977.

---

## Appendix - Additional source code in *Mathematica*