

Single-Top Cross Section Measurements at ATLAS Proceedings

Patrick Ryan¹ on behalf of the ATLAS collaboration

(1) Michigan State University, Michigan State University, East Lansing, MI 48824, USA

Abstract

The single-top production cross section is one third that of the top-pair production cross section at the LHC. During the first year of data taking, the determination of the major contributions to the total single-top cross section should be achievable. Comparisons between the measured cross sections and the theoretical predictions will provide a crucial test of the standard model. These measurements should also lead to a direct measurement of $|V_{tb}|$ with a precision at the level of a few percent. In addition, they will probe for new physics via the search for evidence of anomalous couplings to the top quark and measurements of additional bosonic contributions to single-top production. Methods developed to optimize the selection of single-top events in the three production channels are presented and the potential for the cross section measurements is established.

1. Single-Top Physics

Single-top quark production was recently observed for the first time at Fermilab, where DZero measured a cross section of $3.94 \pm 0.88\text{pb}$ [1] and CDF measured a cross section of $2.3^{+0.6}_{-0.5}\text{pb}$ [2]. Single-top quarks are produced via the electroweak interaction and at leading order there are three different production mechanisms: s-channel, t-channel, and Wt -channel, each of which are depicted in Figure 1. At 14 TeV, the theoretical cross sections for the single-top processes are $246 \pm 10.2\text{pb}$ [3, 4] for the t-channel, $10.65 \pm 0.65\text{pb}$ [3, 4] for the s-channel, and $66.5 \pm 3.0\text{pb}$ [5] for the Wt -channel. Only single-top events with an isolated and high- p_T muon or electron in the final state are included in this study. Single-top events with an all-hadronic final state are excluded.

The dominant background to single-top production is $t\bar{t}$ production, which has a cross section of 833^{+52}_{-39}pb [6]. With a single high- p_T lepton, two b -jets, and \cancel{E}_T , semi-leptonic $t\bar{t}$ decay is most likely to mimic single-top events. W + jets production constitutes a significant background since the cross-sections for these processes are approximately two orders of magnitude greater than the single-top cross sections. The background from di-boson events is approximately three orders of magnitude smaller than the single-top signal cross sections and therefore contributes minimally to the background. QCD will be estimated by data driven methods and is not considered in these studies. The amount of QCD contamination depends on the specific selections used in the analyses.

2. Single-Top Pre-selection

The three single-top processes shared a common pre-selection. Muons and electrons were required to satisfy reconstruction requirements of $E_T > 10$ GeV and $|\eta| < 2.5$ and an isolation requirement of $E_T < 6$ GeV in a cone of radius 0.2 around the particle axis. Events were required to contain one muon or electron with $p_T > 30$ GeV and events with secondary leptons were removed to eliminate contamination from di-lepton $t\bar{t}$ events and to ensure the orthogonality of the muon and

electron samples. Jet candidates were reconstructed using a cone algorithm with $\Delta R = 0.4$ and were required to satisfy $p_T > 15$ GeV to be considered a jet. An event was required to have between 2 and 4 jets, with at least two of the jets having $p_T > 30$ GeV and at least one of the jets being b -tagged. Single-top events have between one and three jets in the final state. Events were required to have $\cancel{E}_T > 25$ GeV, which allows for the detection of leptonic W decays. The trigger selection required muons to have $p_T > 10$ GeV and isolated electrons to have $p_T > 25$ GeV or non-isolated electrons with $p_T > 60$ GeV.

3. Cross Section Measurements

The measurement of the single-top cross sections in the ATLAS detector [7] will be obtained using the formula

$$\sigma = \frac{N_{Data} - N_{bkg}}{\epsilon_S \times \mathcal{L}},$$

where N_{Data} is the total number of events in the data, N_{bkg} is the number of expected background events, ϵ_S is the selection efficiency for single-top signal events, and \mathcal{L} is the luminosity.

The sources of experimental uncertainty considered in the analysis were Jet Energy Scale (JES), b -tagging likelihood, and luminosity. The sources of theoretical uncertainty were background cross sections, Initial State Radiation (ISR) and Final State Radiation (FSR), PDFs, and b quark fragmentation.

Cut-based and multivariate analyses of the cross section measurements were performed for each of the three single-top channels in order to understand the size of the statistical and systematic errors and the amount of integrated luminosity needed to obtain evidence for and achieve discovery of the single-top quark [8]. For each single-top channel, the multivariate analysis improved sensitivity compared to the cut-based analysis.

The cut-based analysis for the t-channel was performed by requiring, in addition to the event pre-selection, a b -tagged jet with $p_T > 50$ GeV in order to remove low- p_T W + jets background and $|\eta| > 2.5$ for the hardest light jet to remove $t\bar{t}$ contamination. The presence of a large number of $t\bar{t}$ events remaining after the t-channel specific event selection necessitated the use of a Boosted Decision Tree (BDT), which maximized $t\bar{t}$ separation and signal over background.

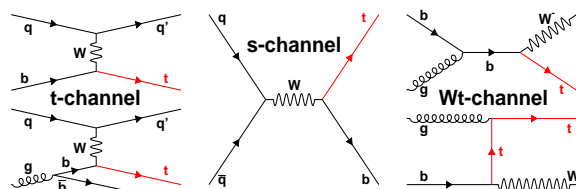


Fig. 1. Single top production for t-channel (left), s-channel (middle), and Wt -channel (right).

arXiv:0910.3824v1 [hep-ex] 20 Oct 2009

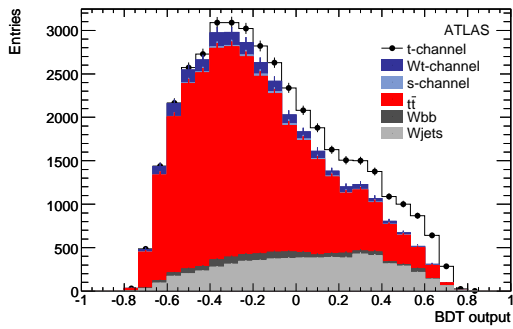


Fig. 2. The BDT output for the t-channel.

The set of variables used in the BDT was chosen in order to reduce the impact of JES systematics as much as possible while retaining a large discrimination power. The BDT output is shown in Figure 2. A cut on the BDT output was set so that the total (statistical + systematic) uncertainties were minimized. After such a selection, the resulting signal over background ratio was 1.3. The dominant background contributions were from $t\bar{t}$ and the other single-top processes.

The statistical uncertainties for 1 fb^{-1} of luminosity were 5.0% for the cut-based analysis and 5.7% for the BDT analysis. The total uncertainties were 45% for the cut-based analysis and 23% for the BDT analysis. The systematic uncertainties far outweighed the statistical uncertainties in both analyses. The main systematic contributions were JES, ISR and FSR, and luminosity.

The t-channel cross section is proportional to $|f_L V_{tb}|^2$, where f_L is the weak left-handed coupling and equal to 1 in the Standard Model. The estimated uncertainty on $|V_{tb}|$ was calculated to be $\Delta|V_{tb}|/|V_{tb}| = \pm 11.2\%_{\text{stat+sys}} \pm 3.9\%_{\text{theory}} = \pm 11.9\%$.

The s-channel cut-based analysis was performed by requiring exactly two jets to account for event topology, which rejected mostly $t\bar{t}$ events. The two jets were required to be b -tagged in order to reject $W + \text{jets}$ and QCD background, both of which are characterized by soft b -jets or no b -jets at all. The high background levels remaining after the cut-based analysis motivated the use of likelihood functions (LFs), which set thresholds by minimizing the total uncertainty. For 10 fb^{-1} of luminosity, the statistical uncertainty was 20% and the total uncertainty was 52%, from which it can be concluded that the cross section measurement is both statistically and systematically limited. The dominant systematics were ISR and FSR modeling, knowledge of the background cross sections, and luminosity determination.

The Wt -channel cut-based analysis required one b -tagged jet with $p_T > 50 \text{ GeV}$ to account for event topology. In addition, events having additional b -tagged jets with $p_T > 35 \text{ GeV}$ were vetoed to reject $t\bar{t}$ events. Compared to the b -jets upon which the p_T requirement was imposed, those used in the veto were selected with a looser b -tag weight which was optimized according to the signal over $t\bar{t}$ background ratio. BDTs were used to discriminate the Wt -channel signal against $t\bar{t}$ events in the lepton + jets and di-lepton channels, $W + \text{jets}$, and t-channel events. Discrimination for lepton + jets is shown in Figure 3. BDT thresholds were set by minimizing the total uncertainty. For 1 fb^{-1} of luminosity, the statistical uncertainty was 21% and the overall uncertainty was 52%. Systematics dominate the measurement and the most dominant systematics were ISR and FSR, background cross sections, and luminosity.

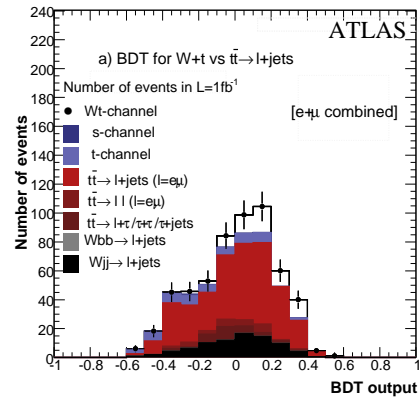


Fig. 3. The Wt -channel BDT output for $t\bar{t} \rightarrow \text{lepton} + \text{jets}$.

4. Conclusions

Rediscovery of the single-top processes at the LHC will require several hundred pb^{-1} of well-understood data. Cross-section measurements with early-data will be dominated by the systematic uncertainties associated with b -tagging and JES determination.

Initial LHC running is forecasted to be at 7 TeV, which would lead to approximately 7,500 single-top events with 100 pb^{-1} of integrated luminosity. This amount is similar to the number of single-top events in the Tevatron single-top discovery analysis and should allow limits to be set on all single-top processes and the ruling out of Standard Model t-channel at 95%. Data driven techniques will be used as much as possible because of the large theoretical uncertainties. It is planned to use multivariate techniques to estimate background using orthogonal $t\bar{t}$ and $W + \text{jets}$ samples.

Single-top t-channel and Wt -channel discoveries at 14 TeV are expected to require approximately 1 fb^{-1} of luminosity and precision measurements are expected to require a few fb^{-1} . Single-top s-channel discovery is expected to require approximately 10 fb^{-1} of luminosity and statistics, in addition to systematics, are foreseen to play a limiting role.

References

- [1] V. M. Abazov *et al.* [D0 Collaboration], “Observation of Single Top-Quark Production,” *Phys. Rev. Lett.* **103** (2009) 092001.
- [2] T. Aaltonen *et al.* [CDF Collaboration], “First Observation of Electroweak Single Top Quark Production,” *Phys. Rev. Lett.* **103** (2009) 092002.
- [3] Z. Sullivan, “Understanding single-top-quark production and jets at hadron colliders,” *Phys. Rev. D* **70** (2004) 114012.
- [4] J. M. Campbell, R. K. Ellis and F. Tramontano, “Single top production and decay at next-to-leading order,” *Phys. Rev. D* **70** (2004) 094012.
- [5] J. Campbell and F. Tramontano, “Next-to-leading order corrections to Wt production and decay,” *Nucl. Phys.* (2005) B726.
- [6] R. Briconi *et al.*, “NLL resummation of the heavy-quark hadroproduction cross-section,” *Nucl. Phys.* (1998) B529.
- [7] G. Aad *et al.*, “The ATLAS Experiment at the CERN Large Hadron Collider,” *JINST* **3** (2008) S08003.
- [8] ATLAS Collaboration, “Expected Performance of the ATLAS Experiment,” Detector, Trigger and Physics CERN-OPEN-2008-020, Geneva, 2008.