

On the conditions of topological equivalence of pseudoharmonic functions defined on disk

Polulyakh E., Yurchuk I.

Institute of Mathematics of Ukrainian National Academy of Sciences, Kyiv

Abstract. Let $D^2 \subset \mathbb{C}$ be a closed two-dimensional disk and $f : D^2 \rightarrow \mathbb{R}$ be a continuous function such that a restriction of f to ∂D^2 is a continuous function with a finite number of local extrema and f has a finite number of critical points in $\text{Int } D^2$ such that each of them is saddle (i.e., in its neighborhood the local representation of f is $f = \text{Re}z^n + \text{const}$, where $z = x + iy$, $n \geq 2$). This class of functions coincides with class of pseudoharmonic functions defined on D^2 [1–7].

First, we will construct an invariant of such functions which contains all information about them. Then, in terms of such invariant the necessary and sufficient conditions for pseudoharmonic functions to be topologically equivalent will be obtained.

Keywords. a pseudoharmonic function, a combinatorial diagram, a topological conjugacy.

INTRODUCTION

In [8–17] the problems of topological classification of functions, vector fields and others structures on manifold were solved. In most cases, such solutions were received by the construction of combinatorial objects which contain all necessary facts about the structure being investigated. For example, in [15] authors constructed the spin graphs in order to classify Morse-Smale's fields on closed two-dimensional manifolds. So, an isomorphism of such graphs is the necessary and sufficient condition of topological classification of fields. In [8, 14] the classification of M -morsifications and bifurcations was obtained in terms of snakes (the special permutations).

Our goal is to construct an invariant of pseudoharmonic functions defined on disk and to receive the conditions for them to be topologically equivalent.

In Section 1 we introduce all necessary definitions which connect the nature of pseudoharmonic functions and theory of graphs.

In Section 2 the invariant of such functions is constructed, and also its main properties are studied. In particular, the invariant is a finite connected graph with a partial orientation and a partial order on its vertices which is generated by a function.

The main result of this paper is Theorem 3.1. in Section 3 which formulates the necessary and sufficient conditions for pseudoharmonic functions to be topologically equivalent in terms of their combinatorial diagrams.

1. PRELIMINARIES

Let us remind some definitions and results which will be helpful for us.

Let T be a tree with a set of vertices V and a set of edges E . Suppose that T is non degenerated (has at least one edge). Denote by V_{ter} a set of all terminal vertices of T (i.e. vertices of degree one). Suppose that for some subset $V^* \subseteq V$ the following condition holds true

$$(1) \quad V_{ter} \subseteq V^* .$$

Let also $\varphi : T \rightarrow \mathbb{R}^2$ is an embedding such that

$$(2) \quad \varphi(T) \subseteq D^2, \quad \varphi(T) \cap \partial D^2 = \varphi(V^*).$$

Lemma 1.1 (see [18]). *A set $\mathbb{R}^2 \setminus (\varphi(T) \cup \partial D^2)$ has a finite number of connected components*

$$U_0 = \mathbb{R}^2 \setminus D^2, U_1, \dots, U_m,$$

and for every $i \in \{1, \dots, m\}$ a set U_i is an open disk and is bounded by a simple closed curve

$$\partial U_i = L_i \cup \varphi(P(v_i, v'_i)), \quad L_i \cap \varphi(P(v_i, v'_i)) = \{\varphi(v_i), \varphi(v'_i)\}$$

where L_i is an arc of ∂D^2 such that the vertices $\varphi(v_i)$ and $\varphi(v'_i)$ are its endpoints, and $\varphi(P(v_i, v'_i))$ is an image of the unique path $P(v_i, v'_i)$ in T which connects v_i and v'_i .

It is known [19] that if E_1, E_2 are closed disks and $h : \partial E_1 \rightarrow \partial E_2$ is a homeomorphism that there exists a homeomorphism $H : E_1 \rightarrow E_2$ such that $H|_{\partial E_1} = h$.

Definition 1.1. *Two functions $f, g : D^2 \rightarrow \mathbb{R}$ are called topologically equivalent if there exist orientation preserving homeomorphisms $h_1 : D^2 \rightarrow D^2$ and $h_2 : \mathbb{R} \rightarrow \mathbb{R}$ such that $f = h_2^{-1} \circ g \circ h_1$.*

We remind that function $f(x, y)$ is harmonic at a point (x_0, y_0) if $\frac{\partial^2 f}{\partial x^2}(x_0, y_0) + \frac{\partial^2 f}{\partial y^2}(x_0, y_0) = 0$.

Definition 1.2. *Function $f(z)$ is pseudoharmonic at a point $z_0 = (x_0, y_0)$ if there exist a neighborhood $U(z_0)$ and a homeomorphism φ of $U(z_0)$ onto itself such that $\varphi(z_0) = z_0$ and $f(\varphi(z))$, $z = (x, y)$, is harmonic.*

Function f is pseudoharmonic in a domain if it is pseudoharmonic at any point of it.

Definition 1.3. *Point $z_0 \in D^2$ is a regular point of f if there exist its open neighborhood $U \subseteq D^2$ and a homeomorphism $\varphi : U \rightarrow \text{Int } D^2$ such that $\varphi(z_0) = 0$ and $f \circ \varphi^{-1}(z) = \text{Re } z + f(z_0)$ for all $z \in U$.*

The neighborhood U will be called canonical.

Definition 1.4. Point $z_0 \in \partial D^2$ is a regular boundary point of f if there exist its neighborhood U in D^2 and a homeomorphism $h : U \rightarrow D_+^2$ of such neighborhood into upper half-disk D_+^2 such that $h(z_0) = 0$, $h(U \cap f^{-1}(f(z_0))) = \{0\} \times [0, 1)$, $h(U \cap \partial D^2) = (-1, 1) \times \{0\}$ and a function $f \circ h^{-1}$ is strictly monotone on the interval $(-1, 1) \times \{0\}$.

The neighborhood U will be named canonical.

Remark 1.1. It is easy to see that the canonical neighborhoods from Definitions 1.3 and 1.4 can be chosen as small as need.

If a point $z_0 \in \text{Int } D^2$ is not a regular point of $f \in F(D^2)$ it will be called *critical*. By definition all critical points of f are saddle.

Point of ∂D^2 that is neither a boundary regular point nor an isolated point of its level curve will be called a *critical boundary point*.

Definition 1.5. Number c is a critical value of f if level set $f^{-1}(c)$ contain critical points.

Number c is a regular value of f if a level set $f^{-1}(c)$ does not contain critical points and it is homeomorphic to a disjoint union of segments which intersect with a boundary ∂D^2 only in their endpoints.

It is known that any level curve of pseudoharmonic function is homeomorphic to a disjoint union of trees [1, 3].

Definition 1.6. Number c is a semiregular value of f if it is neither regular nor critical.

Remark 1.2. From Definitions it follows that level curves of semiregular value contain only boundary critical points and local extrema of f (they belong to ∂D^2 and are isolated points of level curves of f). The level curves of the critical value contain the critical points and they also can contain boundary critical points and local extrema.

From Theorem 4.1 [6], see also [1], it follows that for any critical boundary point there exists an homeomorphism of its canonical neighborhood onto half-disk which maps that point to origin and an image of its level set consists of finite number of rays outgoing from it.

It is easy to prove that the level curves of a semiregular value of pseudoharmonic function are isomorphic to trees, in general disconnected.

For any boundary critical point z_0 the number of domains on which half-disk is divided by a set $f^{-1}(f(z_0))$ is greater than 2. Every such domain can be associated with a sign either “+” or “-” depending on a sign of the difference $f(z) - f(z_0)$ in it.

We should remark that if a number of the domains is even then the domains adjoining to ∂D^2 have the same sign. Therefore a point z_0 is local extremum of $f|_{\partial D^2}$. It is obvious that in the case when this sign is minus it is a local maximum, otherwise it is minimum.

Let $n > 1$ and z_1, \dots, z_{2n} is a sequence of points on $\partial D^2 \cong S^1$ and they are passed in this order in the positive direction on ∂D^2 . Let γ_k

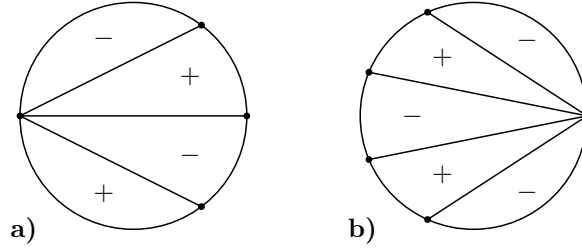


FIGURE 1. In case a) point is regular but in case b) it is local maximum of $f|_{\partial D^2}$.

is a positively oriented close arc of ∂D^2 from z_k to z_{k+1} or z_1 when $k = 2n$. Denote by $\hat{\gamma}_k$ an open arc γ_k without its endpoints.

Definition 1.7 (see [20]). *Suppose that for a continuous function $f : D \rightarrow \mathbb{R}$ there exists $n = \mathcal{N}(f) \geq 2$ and a sequence of points $z_1, \dots, z_{2n-1}, z_{2n} \in \text{Fr } D$ (in this order these points are passed in the positive direction on $\text{Fr } D$) such that the following conditions are satisfied:*

- 1) every point of the domain $\text{Int } D = D \setminus \text{Fr } D$ is a regular point of f ;
- 2) $\hat{\gamma}_{2k-1} \neq \emptyset$ for $k \in \{1, \dots, n\}$, and any point of the arc $\hat{\gamma}_{2k-1}$ is a regular boundary point of f (in particular, the restriction of f to γ_{2k-1} is strictly monotone);
- 3) the arcs γ_{2k} , $k \in \{1, \dots, n\}$, are connected components of the level sets of f .

Such function will be called a weakly regular on D .

Lemma 1.2 (see [20]). *Let f be a weakly regular function on D . Then $\mathcal{N}(f) = 2$.*

Definition 1.8 (see [20]). *Suppose that for some $n \geq 2$ and a sequence of points $z_1, \dots, z_{2n} \in \text{Fr } D$ a function f satisfies all conditions of Definition 1.7 except 3, but instead, the following condition holds true*

- 3') for $j = 2k$, $k \in \{1, \dots, n\}$, an arc γ_j belongs to some level set of f .

Such function will be named an almost weakly regular on D .

Let f be an almost weakly regular function on D . Denote by $2 \cdot \mathcal{N}(f)$ a minimal number of points and arcs satisfying Definition 1.8. Obviously, $2 \cdot \mathcal{N}(f)$ only depends on f .

Proposition 1.1 (see [20]). *If for some $n \geq 2$ and a sequence of points $z_1, \dots, z_{2n} \in \text{Fr } D$ a function f satisfies all conditions of Definition 1.8 and $n = \mathcal{N}(f)$, then a collection of sets $\{\hat{\gamma}_{2k-1}\}_{k=1}^n$ coincides with a collection of connected components of the set of regular boundary points of f .*

Definition 1.9 (see [20]). A simple continuous curve $\gamma : [0, 1] \rightarrow \overline{W}$ is called an U -trajectory if $f \circ \gamma$ is strongly monotone on the segment $[0, 1]$.

Definition 1.10 (see [20]). Let f be a weakly regular function on the disk D , let $\gamma_1, \dots, \gamma_4$ be arcs from Definition 1.7. If through every point of a set Γ which is dense in $\dot{\gamma}_2 \cup \dot{\gamma}_4$ passes a U -trajectory, then the function f is called regular on D .

Theorem 1.1 (see [20]). Let f be a regular function on D , $\gamma_1, \dots, \gamma_4$ be the arcs from Definition 1.7.

Let $D' = I^2$, if $\dot{\gamma}_2 \neq \emptyset$ and $\dot{\gamma}_4 \neq \emptyset$; $D' = D^2$, if $\dot{\gamma}_2 \cup \dot{\gamma}_4 = \emptyset$; $D' = \overline{D}_+^2$, if exactly one of sets either $\dot{\gamma}_2$ or $\dot{\gamma}_4$ is empty.

Suppose that $\phi : \text{Fr } D \rightarrow \text{Fr } D'$ is a homeomorphism such that $\phi(K) = K'$, where

$$K = f^{-1}\left(\min_{z \in D}(f(z)) \cup \max_{z \in D}(f(z))\right),$$

$$K' = \left\{ (x, y) \in D' \mid y \in \left\{ \min_{(x,y) \in D'}(y), \max_{(x,y) \in D'}(y) \right\} \right\}.$$

There exists a homeomorphism H_f of disk D onto D' such that $H_f|_K = \phi$ and $f \circ H_f^{-1}(x, y) = ay + b$, $(x, y) \in D'$, for some $a, b \in \mathbb{R}$, $a \neq 0$.

2. COMBINATORIAL INVARIANT OF PSEUDOHARMONIC FUNCTIONS

At first we should remind the term of Reeb's graph. Let M be a smooth compact manifold. Suppose that $f : M \rightarrow \mathbb{R}$ is a smooth function with a finite number of critical points. Let us define connected component of level curves of $f^{-1}(a)$, where $a \in \mathbb{R}$, as layer. Then M is the union of all layers of f . Also we can define the relation of equivalence as the property of points to belong to a same layer and consider the quotient space by this relation. It is homeomorphic to a finite graph named Reeb's graph and let us denote it by $\Gamma_{K-R}(f)$. Its vertices are components of level curves such that they contain the critical points.

Let D^2 be a closed oriented disk and $f : D^2 \rightarrow \mathbb{R}$ be a pseudoharmonic function. We should remark that for a manifold with boundary the construction of Reeb's graph is an open problem therefore there is a reason to obtain another invariant for such functions.

Construction of invariant for pseudoharmonic function named as combinatorial diagram:

- 1) We construct Reeb's graph $\Gamma_{K-R}(f|_{\partial D^2})$ of the restriction of f to ∂D^2 . It is isomorphic to circle with even number of vertices of degree 2 (vertices are local extrema of the restriction of f to ∂D^2) and fix an orientation on $\Gamma_{K-R}(f|_{\partial D^2})$ which is generated by the orientation of D^2 .

- 2) Let a_i be the critical values of f and c_j be the semiregular values. We add to $\Gamma_{K-R}(f|_{\partial D^2})$ those connected components of sets

$$f^{-1}(a_1) \cup \dots \cup f^{-1}(a_k) \cup f^{-1}(c_1) \cup f^{-1}(c_2) \cup \dots \cup f^{-1}(c_l),$$

of level curves that contain critical and boundary critical points. It is obvious that new vertices appear on $\Gamma_{K-R}(f|_{\partial D^2})$. We set

$$P(f) = \Gamma_{K-R}(f|_{\partial D^2}) \cup \bigcup_i \widehat{f}^{-1}(a_i) \cup \bigcup_j \widehat{f}^{-1}(c_j),$$

where $\widehat{f}^{-1}(a_i) \subset f^{-1}(a_i)$, $\widehat{f}^{-1}(c_j) \subset f^{-1}(c_j)$ are those connected components of level sets that contain critical and boundary critical points.

- 3) We put a partial order on vertices of $P(f)$ by using the values of f : $v_1 < v_2 \iff f(x_1) < f(x_2)$, where $v_1, v_2 \in P(f)$, x_1, x_2 are points corresponding to vertices v_1, v_2 , respectively. In case of the same values of function on vertices they will be non comparable.

This partial order is strict [21] since the relation is antireflexive, anti-symmetric and transitive. $P(f)$ will be called *combinatorial diagram* of pseudoharmonic function f .

By the construction $P(f)$ is a finite partially oriented graph with a strict partial order on vertices.

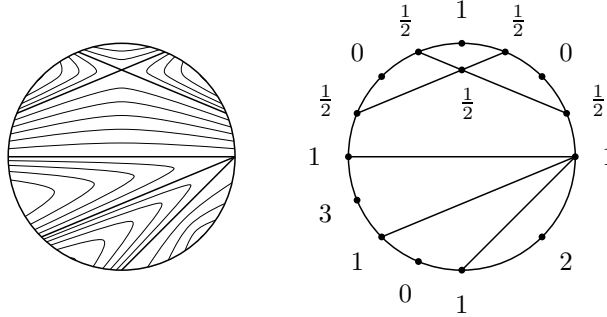


FIGURE 2. Example of a diagram of some pseudoharmonic function.

We constructed the combinatorial invariant of f as subset of D^2 . We will consider it as the abstract partially oriented graph with fixed relation of partial order on the set of vertices $V(P(f))$.

Definition 2.1. *Two combinatorial diagrams $P(f)$ and $P(g)$ are isomorphic if there exists an isomorphism $\phi : P(f) \rightarrow P(g)$ between them which preserves a strict partial order given on their vertices (maps $\phi|_{V(P(f))}$ and $\phi^{-1}|_{V(P(g))}$ are monotone) and the orientation.*

We put the natural topology on the diagram $P(f)$. For example, it can be introduced by structure of one-dimensional CW-complex on $P(f)$. All vertices of the graph $P(f)$ can be considered as 0-dimensional cells, similarly, all edges can be considered as 1-dimensional cells. $P(f)$ also can be regarded as a subset of \mathbb{R}^3 and all edges are straight segments.

Definition 2.2. *Homeomorphism $\varphi : P(f) \rightarrow P(g)$ is said to realize an isomorphism $\phi : P(f) \rightarrow P(g)$ of combinatorial diagrams if $\varphi|_{V(P(f))} = \phi|_{V(P(f))}$ and from $\phi(e) = e'$ it follows that $\varphi(e) = e'$ for any edge $e \in E(P(f))$.*

Remark 2.1. *It is clear that every isomorphism ϕ of combinatorial diagrams is realized by some homeomorphism but it is not uniquely defined: for every edge $e \in E(P(f))$ we can arbitrarily choose a homeomorphism $\varphi_e : e \rightarrow \phi(e)$ such that maps φ_e and ϕ are the same on $e \cap V(P(f))$.*

We constructed the combinatorial diagram $P(f)$ as a subset of D^2 therefore “support” of diagram in D^2 is correctly defined since it is the set

$$(3) \quad P_f = \Gamma_{K-R}(f|_{\partial D^2}) \cup \bigcup_i \widehat{f}^{-1}(a_i) \cup \bigcup_j \widehat{f}^{-1}(c_j),$$

where $\widehat{f}^{-1}(a_i)$ and $\widehat{f}^{-1}(c_j)$ are connected components of level curves of f which contain the critical and boundary critical points.

Similarly, to the vertices of $P(f)$ corresponds the set V_f which is the “support” of the set of its vertices in D^2 . Function f induces a strict partial order on it using the following correlations $x_1 < x_2 \Leftrightarrow f(x_1) < f(x_2)$. Denote by $M(f) \subset \partial D^2$ the set of local extrema of f on D^2 . By the construction every point of this set corresponds to some vertex of $P(f)$, thus $M(f) \subset V_f$. Other vertices of $P(f)$ are characterized by the property that each of them is a common endpoint of at least three edges, therefore it has no neighborhood that is homeomorphic to segment in the space $P(f)$.

Definition 2.3. *Cr -subgraph of $P(f)$ is a subgraph $q(f)$ such that:*

- $q(f)$ is a simple oriented cycle;
- arbitrary pair of adjacent vertices $v_i, v_{i+1} \in q(f)$ is comparable.

Let $\varphi : P(f) \rightarrow D^2$ be an arbitrary embedding of topological space $P(f)$ into D^2 such that $\varphi(P(f)) = P_f$. Granting what we said above it is obvious that an inclusion $M(f) \subseteq \varphi(V(P(f)))$ is equivalent to $\varphi(V(P(f))) = V_f$.

In what follows unless otherwise stipulated we assume that for any embedding of $P(f)$ into D^2 the orientation of Cr -subgraph coincides with the orientation of ∂D^2 .

Definition 2.4. Let $\varphi : P(f) \rightarrow D^2$ be an embedding of topological space $P(f)$ into D^2 . It is called to be consistent with f if the following correlations hold true:

- $\varphi(P(f)) = P_f$;
- $M(f) \subseteq \varphi(V(P(f)))$;
- a partial order on $(V(P(f))) = V_f$ induced by a partial order on $V(P(f))$ with help of φ coincides with a partial order induced on this set from \mathbb{R} by f .

It is clear that there exist at least one embedding $\varphi : P(f) \rightarrow D^2$ which is consistent with f . If $\psi : P(f) \rightarrow P(f)$ is an isomorphism of $P(f)$ onto itself (for example, identical map) which can be realized by homeomorphism $\hat{\psi} : P(f) \rightarrow P(f)$, then an embedding $\varphi \circ \hat{\psi}$ is also consistent with f .

We should remind that vertices v_1 and v_2 of some graph G are *adjacent* if they are endpoints of the same edge.

Let v be some vertex of the diagram $P(f)$ and $\{v_i\}$, $i = \overline{1, k}$, be a set of all adjacent vertices to it. Then there exist points x and x_i of D^2 that correspond to vertices v and v_i . Denote by $X_i \subseteq D^2$ the set of points which corresponds to edge $e(v, v_i)$ (it is clear that every X_i is homeomorphic to segment). Let us consider the following cases:

Case 1: $x \in \text{Int } D^2$. Then $f(x) = f(x_i) = a$, where $i = \overline{1, k}$ and a is a critical value. Therefore vertices v, v_1, v_2, \dots, v_k are pairwise non comparable. Since level set of the critical value a is a finite tree then all vertices of it are non comparable.

Case 2: $x \in \partial D^2$. In this case the point x is either regular or local extremum of $f|_{\partial D^2}$ which is continuous and monotonically increase (decrease) between adjacent local extrema. Therefore, among sets X_i there exist such that function monotonically increases (decreases) on them. Circle is closed Jordan curve then there are exactly two such sets X_j and X_k whose endpoints are points x_j and x_k . So, it follows that among all vertices $\{v_i\}$ adjacent to v there exist exactly two vertices v_j and v_k which are comparable with a vertex v . For both v_j and v_k there exist exactly two vertices which are comparable to it thus these vertices generate a cycle (the case of two or more non intersecting cycles is impossible since a disk has one boundary circle).

It is obvious that v together with both vertices v_j and v_k belong to $q(f)$ -cycle.

The fact that the diagram $P(f)$ is constructed by pseudoharmonic function implies several characteristics of it.

Main properties of $P(f)$:

- C1) there exists the unique $\mathcal{C}r$ -subgraph $q(f) \in P(f)$;

- C2) $\overline{P(f) \setminus q(f)} = \bigcup_i \Psi_i$, $\Psi_j \cap \Psi_i = \emptyset$, where $i \neq j$, and every Ψ_i is a tree such that for any index i arbitrary two vertices $v', v'' \in \Psi_i$ are non comparable;
- C3) there exists an embedding $\psi : P(f) \rightarrow D^2$ such that $\psi(q(f)) = \partial D^2$ and $\psi(P(f) \setminus q(f)) \subset \text{Int } D^2$;
- C4) for every connected component Θ of $D^2 \setminus P_f$ the function f is regular (see [20]) on the set $\overline{\Theta}$.

From what was said above the existence of $\mathcal{C}r$ -subgraph and the fairness of C2 follow. From the existence of $\mathcal{C}r$ -subgraph and C2 it follows that $q(f)$ is unique. Condition C3 follows from fact that $P(f)$ is a diagram of a function f , defined on D^2 . $\mathcal{C}r$ -subgraph $q(f) \in P(f)$ is unique thus from the definitions it is easy to see that for every embedding $\psi : P(f) \rightarrow D^2$ which is consistent with f the equality $\psi(q(f)) = \partial D^2$ should hold true.

By the definition of the diagram $P(f)$ any tree Ψ_i corresponds to a connected component of some critical or semiregular level set of f . A number of trees is the same as a number of such components which contain critical or boundary critical points. Denote by $P_f^c = \overline{P_f} \setminus \partial D^2$ the union of such components.

Let $\psi : P(f) \rightarrow D^2$ be an embedding which is consistent with f . If the endpoints v' and v'' of some edge $e = e(v', v'')$ of $P(f)$ are non comparable, then $\dot{e} = e \setminus \{v', v''\} \in P(f) \setminus q(f) \subseteq \bigcup_i \Psi_i$. Thus $\psi(\dot{e}) \subseteq P_f \cap \text{Int } D^2 \subseteq P_f^c$. Then there exists $c = c(e) \in \mathbb{R}$ such that $\varphi(e) \subset f^{-1}(c)$. Any connected set $\psi(\Psi_i)$ belongs to some connected component of P_f^c . From the facts that a map ψ is an embedding and $\psi(q(f)) = \partial D^2$ follow the equalities

$$\psi\left(\bigcup_i \Psi_i\right) = \psi(\overline{P(f) \setminus q(f)}) = \overline{\psi(P(f)) \setminus \psi(q(f))} = \overline{P_f} \setminus \partial D^2 = P_f^c.$$

By the definition the number of connected components of sets $\bigcup_i \Psi_i$ and P_f^c coincides thus any set $\psi(\Psi_i)$ is a connected component of P_f^c .

Let us combine together corollaries of Conditions C1–C3 which we obtained above.

Proposition 2.1. *Let $P(f)$ be a combinatorial diagram of pseudo-harmonic function f and $\psi : P(f) \rightarrow D^2$ be an embedding which is consistent with f . Then the following conditions hold true:*

- $\psi(q(f)) = \partial D^2$;
- for any tree Ψ_i the set $\psi(\Psi_i)$ is a component of critical or semiregular level set of f .

Let us prove Condition C4.

Proposition 2.2. *Let $P(f)$ be a combinatorial diagram of pseudo-harmonic function f and $\psi : P(f) \rightarrow D^2$ be an embedding such that $\psi(q(f)) = \partial D^2$.*

The set $\text{Fr } \Sigma = \text{Fr } \overline{\Sigma}$ is an image of a simple cycle Q of $P(f)$ for any connected component Σ of $D^2 \setminus \psi(P(f))$.

Proof. All vertices of $\Psi_j \subset P(f)$ which do not belong to $\mathcal{C}r$ -cycle $q(f)$ correspond to critical points of f for any j , thus they have even degree no smaller than 2. Therefore the set V_{ter}^j of all vertices of Ψ_j of degree 1 is contained in $q(f)$ and we can apply Lemma 1.1 to a map $\psi|_{\Psi_j}$.

By induction on the number of trees Ψ_i embedded into disk from Lemma 1.1 it follows that a boundary $\text{Fr } \Sigma$ of Σ is simple Jordan curve. Let us prove that its preimage $Q = \psi^{-1}(\text{Fr } \Sigma)$ is a subgraph of $P(f)$. It suffices to verify the following assertion. Let $e = e(v_1, v_2)$ be some edge of $P(f)$ and $x \in \mathring{e} = e \setminus \{v_1, v_2\}$ be an inner point of e . If $x \in Q$, then $e \subset Q$.

It is obvious that the set Q is a simple closed curve. Therefore $Q \setminus \{x'\}$ is connected for any $x' \in Q$. Thus $Q \setminus e \neq \emptyset$ (any point of segment e except its endpoints splits it, see [22]). Suppose that an edge e is support of simple continuous curve $\alpha : I \rightarrow P(f)$, $\alpha(0) = v_1$, $\alpha(1) = v_2$. Therefore $x = \alpha(\tau)$ for some $\tau \in (0, 1)$. We should remark that e is one-dimensional cell of CW-complex $P(f)$, thus $\mathring{e} = \alpha(\mathring{I})$ is an open subset of $P(f)$ (we denoted $\mathring{I} = (0, 1)$). For any interval $\mathring{I}(t_1, t_2) = (t_1, t_2)$, $t_1, t_2 \in I$, $t_1 < t_2$, the set $\alpha(\mathring{I}(t_1, t_2))$ is an open subset of $P(f)$. It is also obvious that $P(f) \setminus \alpha([t_1, t_2])$, where $t_1, t_2 \in I$, $t_1 < t_2$ is open in $P(f)$.

Let us show that at least one of sets $\alpha([0, \tau])$, $\alpha([\tau, 1])$ belong to Q . Suppose that it does not hold true. So, there exist $t_1 \in [0, \tau]$ and $t_2 \in [\tau, 1]$ such that $\alpha(t_1), \alpha(t_2) \notin Q$. Then the nonempty sets $Q \cap \alpha(\mathring{I}(t_1, t_2)) \ni x$ and $Q \setminus \alpha([t_1, t_2]) \supseteq Q \setminus e$ open in subspace Q of $P(f)$ generate a partition of Q , but it is impossible since Q is connected.

Suppose that $\alpha(t) \notin Q$ for some $t \in I$. Without loss of generality we can assume that $t < \tau$. Then $\alpha([\tau, 1]) \subset Q$. Let us fix $t' \in (\tau, 1)$ and set $x' = \alpha(t')$. The nonempty open in Q sets $Q \cap \alpha(\mathring{I}(t, t')) \ni x$ and $Q \setminus \alpha([t, t']) \supset Q \setminus e$ generate in Q the partition of subset $Q \setminus \{x'\}$, but it is impossible since $Q \setminus \{x'\}$ is connected.

Thus $e \in Q$ and Q is a subgraph of $P(f)$. The set Q is homeomorphic to circle thus it is a simple cycle. \square

Lemma 2.1. *Let $P(f)$ be a diagram constructed at pseudoharmonic function f and $\psi : P(f) \rightarrow D^2$ be an embedding that is consistent with f .*

Then for any component Θ of the complement $D^2 \setminus P(f) = D^2 \setminus P_f$ its closure $\overline{\Theta}$ is homeomorphic to disk and f is regular on $\overline{\Theta}$.

Proof. Let Θ be a connected component of $D^2 \setminus P(f)$. Let us prove, at first, that f is weakly regular in $\overline{\Theta}$. From Propositions 2.1 and 2.2 it follows that a boundary of Θ is a simple closed curve. Thus $\overline{\Theta}$ is a

closed disk and

$$\text{Fr } \overline{\Theta} = \overline{\Theta} \cap P_f = (\overline{\Theta} \cap \psi(q(f))) \cup \left(\overline{\Theta} \cap \psi \left(\bigcup_i \Psi_i \right) \right) = \Gamma_V \cup \Gamma_E \cup \Gamma_T,$$

where $\Gamma_T = \overline{\Theta} \cap \psi(\bigcup_i \Psi_i)$; $\Gamma_V = \overline{\Theta} \cap M(f)$ is a set of points of $\partial D^2 \cap \text{Fr } \overline{\Theta}$ which correspond to vertices of $P(f)$ of $q(f) \setminus \bigcup_i \Psi_i$; Γ_E are the open arcs of $\partial D^2 \cap \text{Fr } \overline{\Theta}$ which correspond to the edges of the cycle $q(f)$ without endpoints. It is obvious that the sets Γ_V , Γ_E and Γ_T are pairwise disjoint.

The set Γ_V consists of the isolated points of level sets of f . Each of them is a local extremum of f in D^2 . The function f is locally constant on Γ_T therefore any connected component K of such set belongs to $\psi(\bigcup_i \Psi_i)$ and there exists $c_K \in \mathbb{R}$ such that $K \in f^{-1}(c_K)$. Let Γ_K be a connected component of $f^{-1}(c_K) \cap \overline{\Theta}$ containing K . Then $\Gamma_K \subseteq \overline{\Theta} \cap \psi(\bigcup_i \Psi_i) = \Gamma_T$. Consequently $\Gamma_K = K$.

From the definition it follows that all points of Γ_E are regular boundary points of f in D^2 . It is easy to see that sufficiently small canonical neighborhood of any point of Γ_E belongs to $\overline{\Theta}$ therefore all points of Γ_E are regular boundary points of f in $\overline{\Theta}$.

By the definition the set Γ_E has a finite number of connected components (their number is no more than a number of the edges of the cycle $q(f)$) therefore there exists a finite collection of points $z_1, \dots, z_{2n} \in \text{Fr } \overline{\Theta}$ which divide the circle $\text{Fr } \overline{\Theta}$ into arcs $\gamma_1, \dots, \gamma_{2n}$ such that $\Gamma_E = \bigcup_{k=1}^n \mathring{\gamma}_{2k-1}$ (some arcs with even indices can degenerate into points).

It is clear that $\text{Fr } \overline{\Theta} \setminus \bigcup_{k=1}^n \mathring{\gamma}_{2k-1} = \bigsqcup_{k=1}^n \gamma_{2k} = \Gamma_V \cup \Gamma_T$. The sets Γ_V and Γ_T are closed and disjoint thus any arc γ_{2k} , $k \in \{1, \dots, n\}$, belongs to either Γ_V or Γ_T .

From the preceding it follows that any set γ_{2k} , $k \in \{1, \dots, n\}$, is a connected component of some level set of f on $\overline{\Theta}$. Therefore the collection of points z_1, \dots, z_{2n} satisfies to Definition 1.7 and f is weakly regular on $\overline{\Theta}$.

From Lemma 1.2 it follows that $n = \mathcal{N}(f|_{\overline{\Theta}}) = 2$. If $\mathring{\gamma}_{2k} \neq \emptyset$, $k \in \{1, 2\}$, then $\gamma_{2k} \in \Gamma_T$ (the set Γ_V is discrete therefore $\gamma_{2k} \cap \Gamma_V = \emptyset$, see above) and any point $z \in \mathring{\gamma}_{2k}$ either belongs to $\text{Int } D^2$ or is boundary critical point of f .

If $z \in \mathring{\gamma}_{2k} \cap \text{Int } D^2$, then there exist an open neighborhood W_z of z in D^2 and a homeomorphism $\Phi_z : W_z \rightarrow \text{Int } D^2$ such that $\Phi_z(z) = 0$ and $f \circ \Phi_z^{-1}(w) = Rew^m + f(z)$ for some $m \geq 2$. The set $\Phi_z(f^{-1}(f(z)))$ divides $\text{Int } D^2$ onto $2m$ open sectors such that each of them (for sufficiently small neighborhood W_z) belongs to $D^2 \setminus P(f)$. Thus for at least one of them its image under the action of Φ_z^{-1} belongs to Θ . It is obvious that for every such sector there exists U -trajectory of f which passes through the point z and is contained in the closure of the image of sector under the action of Φ_z^{-1} . Taking that into account some U -trajectory in $\overline{\Theta}$ passes through z .

The number of the boundary critical points of f on D^2 is finite therefore $\Gamma = \mathring{\gamma}_{2k} \cap \text{Int } D^2$ is a dense subset of an arc $\mathring{\gamma}_{2k}$, $k \in \{1, 2\}$, and function f is regular on $\overline{\Theta}$. \square

Lemma 2.2. *Let $P(f)$ be a combinatorial diagram of pseudoharmonic function; $\psi_1, \psi_2 : P(f) \rightarrow D^2$ be embeddings such that $\psi_i(q(f)) = \partial D^2$, $i = 1, 2$.*

If an image $\psi_1(Q)$ of a simple cycle $Q \subset P(f)$ is a boundary of some component of the complement $D^2 \setminus \psi_1(P(f))$, then an image $\psi_2(Q)$ is a boundary of some component of the complement $D^2 \setminus \psi_2(P(f))$.

Proof. Let us fix an embedding $\varphi : P(f) \rightarrow D^2$ consistent with f . Let $\psi : P(f) \rightarrow D^2$ be an embedding such that $\psi(q(f)) = \partial D^2$. It is obvious that lemma follows from the following statement: an image $\psi(Q)$ of a simple cycle $Q \subseteq P(f)$ is a boundary of some component of the complement $D^2 \setminus \psi(P(f))$ iff a curve $\varphi(Q)$ is a boundary of one of components of $D^2 \setminus P_f = D^2 \setminus \varphi(P(f))$. Let us prove this statement.

Suppose that an image $\varphi(Q)$ of the cycle Q bounds one of the components Θ of the set $D^2 \setminus P_f$. From Lemma 2.1 it follows that f is regular on disk $\overline{\Theta}$, therefore there exist points $z_1, \dots, z_4 \in \text{Fr } \overline{\Theta} = \varphi(Q)$ which divide a curve $\varphi(Q)$ into arcs $\gamma_1, \dots, \gamma_4$ satisfying the following conditions:

- $\mathring{\gamma}_1 \neq \emptyset$, $\mathring{\gamma}_3 \neq \emptyset$, and the set $\mathring{\gamma}_1 \cup \mathring{\gamma}_3$ is the set of boundary regular points of f on $\overline{\Theta}$;
- γ_2 and γ_4 are the components of level sets of f on $\overline{\Theta}$.

From these conditions it follows that (see a proof of Lemma 2.1)

$$(4) \quad \begin{aligned} \gamma_2 \cup \gamma_4 &= \text{Fr } \Theta \cap \left(\varphi(V(P(f))) \cup \varphi \left(\bigcup_i \Psi_i \right) \right) \supseteq \\ &\supseteq \text{Fr } \Theta \cap \varphi \left(\bigcup_i \Psi_i \right) = \text{Fr } \Theta \cap \left(\bigcup_i \varphi(\Psi_i) \right). \end{aligned}$$

Suppose that $\gamma_2 \subseteq f^{-1}(c')$, $\gamma_4 \subseteq f^{-1}(c'')$ for $c', c'' \in \mathbb{R}$. As $\mathring{\gamma}_1 \neq \emptyset$ and all points of this set are regular boundary points of f on $\overline{\Theta}$ the following statement holds true: $z_1 \neq z_2$ (since $\mathring{\gamma}_1 = \gamma_1 \setminus \{z_1, z_2\}$) and f is strictly monotone on γ_1 . Thus $c'' = f(z_1) \neq f(z_2) = c'$ and the sets γ_2 and γ_4 belong to different level sets of f .

Let us set $w_i = \psi \circ \varphi^{-1}(z_i)$, $\nu_i = \psi \circ \varphi^{-1}(\gamma_i)$, $i \in \{1, \dots, 4\}$. The curve $\psi(Q)$ bounds an open domain Σ . From (4) it follows that $\nu_2 \cup \nu_4 \supseteq \text{Fr } \Sigma \cap \psi \left(\bigcup_i \Psi_i \right)$.

Let us assume that a curve $\psi(Q) \subseteq \psi(P(f))$ is not a boundary of connected component of $D^2 \setminus \psi(P(f))$. Therefore $\Sigma \cap \psi(P(f)) \neq \emptyset$. We fix $z \in \Sigma \cap \psi(P(f))$. It is obvious that $\Sigma \subseteq \text{Int } D^2$, therefore $x = \psi^{-1}(z) \in P(f) \setminus q(f) \subseteq \bigcup_i \Psi_i$ and $z \in \psi(\Psi_j)$ for some j . All vertices of the tree Ψ_j which do not belong to $\mathcal{C}r$ -cycle $q(f)$ correspond to the critical points of f thus they have even degree no less than 2.

So, the set V_{ter}^j of all vertices of degree one of tree Ψ_j is contained in $q(f)$. It is easy to see that this set has at least two elements.

By easy check we can see that for any point u of a subspace Ψ_j of the space $P(f)$ there exist $v'_u, v''_u \in V_{ter}^j$ and path $P(v'_u, v''_u) \subset \Psi_j$ which connects v'_u with v''_u and passes through u . Let us fix for a point $x = \psi^{-1}(z)$ vertices $v'_x, v''_x \in V_{ter}^j$ and a path $P(v'_x, v''_x) \subset \Psi_j$ which connects them and passes through a point x . We also fix a simple continuous curve $\alpha : I \rightarrow P(f)$ whose support is a path $P(v'_x, v''_x)$. Suppose that $\alpha(0) = v'_x, \alpha(1) = v''_x, \alpha(\tau) = x$.

It is known that $\psi(V_{ter}^j) \subset \psi(q(f)) = \partial D^2$, but $z = \psi(x) \in \Sigma \subseteq \text{Int } D^2$. Therefore $\tau \in (0, 1)$. Furthermore $\psi(v'_x), \psi(v''_x) \notin \Sigma$, so that each of the sets $\psi \circ \alpha([0, \tau])$ and $\psi \circ \alpha([\tau, 1])$ should intersect $\psi(Q) = \text{Fr } \Sigma$. Suppose that

$$\begin{aligned} t' &= \inf\{t \in [0, \tau] \mid \psi \circ \alpha([t, \tau]) \in \Sigma\}, \\ t'' &= \sup\{t \in [\tau, 1] \mid \psi \circ \alpha([\tau, t]) \in \Sigma\}. \end{aligned}$$

Then $\tau \in (t', t'') \subseteq (\psi \circ \alpha)^{-1}(\Sigma)$ but $\psi \circ \alpha(t'), \psi \circ \alpha(t'') \in \psi(Q) = \text{Fr } \Sigma$. It is clear that for every $e = e(w', w'') \in P(v'_x, v''_x)$ there exist $t', t'' \in I$, $t' < t''$ such that $w' = \alpha(t'), w'' = \alpha(t'')$ and $e = \alpha([t', t''])$. So, there exist numbers $t_0 = 0 < t_1 < \dots < t_k = 1$, vertices $v_0 = v'_x, v_1, \dots, v_k = v''_x$, and the edges e_1, \dots, e_k of the tree Ψ_j such that $v_i = \alpha(t_i), i \in \{0, \dots, k\}$, and $e_i = \alpha([t_{i-1}, t_i]), i \in \{1, \dots, k\}$.

From the choice of the numbers t' and t'' it follows that only the points $\alpha(t')$ and $\alpha(t'')$ belong to the intersection of the set $\alpha([t', t''])$ and the subgraph Q . Thus $\alpha(t') = v_r$ and $\alpha(t'') = v_s$ for some $r, s \in \{0, \dots, k\}$, $r < s$. Hence the path $P(v_r, v_s) = \alpha([t', t''])$ connects the vertices $v_r \neq v_s$ of the cycle Q and intersects Q along the set $\{v_r, v_s\}$.

We know already that $\psi(v_r), \psi(v_s) \in \nu_2 \cup \nu_4$. Observe that the points $\psi(v_r)$ and $\psi(v_s)$ can not belong to the different arcs ν_2, ν_4 . Really from Proposition 2.1 it follows that there is $c \in \mathbb{R}$ such that $\varphi(\Psi_j) \subseteq f^{-1}(c)$, therefore $f \circ \varphi(v_r) = f \circ \varphi(v_s) = c$. On the other hand, as we checked above, the sets $\gamma_2 = \varphi \circ \psi^{-1}(\nu_2)$ and $\gamma_4 = \varphi \circ \psi^{-1}(\nu_4)$ belong to the different level sets of f .

Without loss of generality, suppose that $\psi(v_r), \psi(v_s) \in \nu_2$. The set ν_2 is connected, moreover $\nu_2 \subseteq \psi(\Psi_j), \nu_4 \cap \psi(\Psi_j) = \emptyset$ and $\nu_2 \cup \nu_4 \supseteq \psi(Q) \cap \psi(\bigcup_i \Psi_i)$. Therefore the connected set $\psi^{-1}(\nu_2) = Q \cap \Psi_j$ is a subgraph of $P(f)$. Hence there exists the path $\hat{P}(v_r, v_s)$ connecting the vertices v_r and v_s in $Q \cap \Psi_j$.

From the construction we have $P(v_r, v_s) \cup \hat{P}(v_r, v_s) \subseteq \Psi_j$ and $P(v_r, v_s) \neq \hat{P}(v_r, v_s)$. Since Ψ_j is a tree then the vertices v_r and v_s can be connected by the unique path in Ψ_j . So, we obtained the contradiction which proves that $\psi(P(f)) \cap \Sigma = \emptyset$. Considering that $\text{Fr } \Sigma = \psi(Q) \subseteq \psi(P(f))$ it follows that Σ is a connected component of the set $D^2 \setminus \psi(P(f))$.

Suppose now that for some simple cycle $Q' \subseteq P(f)$ the curve $\psi(Q')$ bounds a connected component Σ' of the set $D^2 \setminus \psi(P(f))$, but the curve $\varphi(Q')$ is not a boundary of the connected component of the set $D^2 \setminus \varphi(P(f)) = D^2 \setminus P_f$.

Let us prove that in this case $Q' \subseteq \bigcup_i \Psi_i$.

If it does not hold true, then there exists an edge $e_0 \subseteq Q' \cap q(f)$. Evidently, there exists a connected component Θ of the set $D^2 \setminus \varphi(P(f))$ whose boundary contains the set $\varphi(e_0)$. Suppose that $Q = \varphi^{-1}(\text{Fr } \Theta)$. From Propositions 2.1 and 2.2 it follows that Q is a simple cycle. As we proved above the set $\psi(Q)$ is a boundary of some connected component Σ of the set $D^2 \setminus \psi(P(f))$. Obviously, $e_0 \subseteq Q \cap Q'$.

Let x be an inner point of an edge e_0 , $z = \psi(x)$. By the conditions of proposition we have $z \in \psi(q(f)) = \partial D^2$. It is easy to see that for sufficiently small neighborhood W of the point z in D^2 which is homeomorphic to half-disk the set $W \setminus \psi(P(f)) = W \setminus \psi(e_0)$ is connected. Therefore $W \setminus \psi(P(f)) \subseteq \Sigma \cap \Sigma' \neq \emptyset$. From $\Sigma \cap \text{Fr } \Sigma' \subseteq \Sigma \cap \psi(P(f)) = \emptyset$ it follows that $\Sigma \subseteq \Sigma'$. By a parallel argument $\Sigma' \subseteq D^2 \setminus \psi(P(f))$, thus $\Sigma' \cap \text{Fr } \Sigma \subseteq \Sigma' \cap \psi(P(f)) = \emptyset$ and $\Sigma' \subseteq \Sigma$. Hence $\Sigma' = \Sigma$, $Q' = Q$ and the curve $\varphi(Q')$ bounds a connected component of the set $D^2 \setminus P_f$, but it contradicts to the choice of the cycle Q' . Therefore $Q' \subseteq \bigcup_i \Psi_i$.

The set Q' is connected thus there is j such that $Q' \subseteq \Psi_j$. But Ψ_j is tree and no one cycle is contained in it. This contradiction is a final step of proof. \square

Corollary 2.1. *In the conditions of Lemma 2.2 there exists a homeomorphism $\Phi : D^2 \rightarrow D^2$ such that $\Phi \circ \psi_1 = \psi_2$.*

Proof. Let $\Sigma_1, \dots, \Sigma_k$ be the connected components of the set $D^2 \setminus \psi_1(P(f))$ and Q_1, \dots, Q_k be the cycles of the graph $P(f)$ such that $\psi_1(Q_i) = \text{Fr } \Sigma_i$, $i \in \{1, \dots, k\}$, see Proposition 2.2. It is clear that $P(f) = \bigcup_{i=1}^k Q_i$.

By Lemma 2.2, every set $\psi_2(Q_i)$ is a boundary of some connected component Σ'_i of $D^2 \setminus \psi_2(P(f))$. By using Lemma 2.2 once again it is easy to see that $D^2 \setminus \psi_2(P(f)) = \bigcup_{i=1}^k \Sigma'_i$. By Schoenflies's theorem, for every $i \in \{1, \dots, k\}$, the homeomorphism $\psi_2 \circ \psi_1^{-1} \big|_{\psi_1(Q_i)} : \psi_1(Q_i) \rightarrow \psi_2(Q_i)$ can be extended to a homeomorphism of disks $\Phi_i : \overline{\Sigma}_i \rightarrow \overline{\Sigma}'_i$, see [22]. It is easy to see that the map $\Phi : D^2 \rightarrow D^2$,

$$\Phi(z) = \Phi_i(z), \quad \text{for } z \in \overline{\Sigma}_i,$$

is well defined and maps D^2 onto itself bijectively. A finite family of the closed sets $\{\overline{\Sigma}_i\}$ generates the fundamental cover of D^2 and on each of them Φ is continuous. Hence Φ is continuous on D^2 , see [23]. It is known that a continuous bijective map of compactum to a Hausdorff space is a homeomorphism. \square

3. THE CONDITIONS OF TOPOLOGICAL EQUIVALENCE

Let $f : D^2 \rightarrow \mathbb{R}$ be a pseudoharmonic function and $a_1 < \dots < a_N$ be all its critical and semiregular values. Let us consider a homeomorphism $h_f : [a_1, a_N] \rightarrow [1, N]$ such that $h_f(a_j) = j$ for all $j \in \{1, \dots, N\}$. It is easy to see that a continuous function $\hat{f} = h_f \circ f$ is pseudoharmonic, set of its critical and semiregular values is $\{1, \dots, N\}$, and $P(\hat{f}) = P(f)$. Function \hat{f} is called a *standardization* of f .

Theorem 3.1. *Two pseudoharmonic functions f and g are topologically equivalent iff there exists an isomorphism of combinatorial diagrams $\varphi : P(f) \rightarrow P(g)$ which preserves a strict partial order defined on them and the orientation.*

Proof. Necessity. Suppose that two pseudoharmonic functions $f : D^2 \rightarrow \mathbb{R}$ and $g : D^2 \rightarrow \mathbb{R}$ are topologically equivalent. Then there exist homeomorphisms $H : D^2 \rightarrow D^2$ and $h : \mathbb{R} \rightarrow \mathbb{R}$ such that $f = h^{-1} \circ g \circ H$. Also to f and g correspond their combinatorial diagrams $P(f)$ and $P(g)$ with the strict partial order and the orientation which conform to f and g . Let ψ_1 and ψ_2 be embeddings of $P(f)$ and $P(g)$ into D^2 which are consistent with f and g , respectively (recall that the partial orientations on Cr -subgraphs of $P(f)$ and $P(g)$ are the same as the orientation of ∂D^2). Evidently, the homeomorphism H maps the regular points of f onto the regular points of g and the critical points of f onto the critical points of g , respectively. From $h \circ f = g \circ H$ and bijectivity of h it follows that the homeomorphism H maps the regular, critical and semiregular levels of f onto regular, critical and semiregular levels of g , respectively. Thus $H \circ \psi_1(P(f)) = \psi_2(P(g))$ and the bijective map $\varphi = \psi_2^{-1} \circ H \circ \psi_1 : P(f) \rightarrow P(g)$ is defined. So, we have the following commutative diagram:

$$\begin{array}{ccccc} P(f) & \xrightarrow{\psi_1} & D^2 & \xrightarrow{f} & \mathbb{R} \\ \varphi \downarrow & & H \downarrow & & \downarrow h \\ P(g) & \xrightarrow{\psi_2} & D^2 & \xrightarrow{g} & \mathbb{R} \end{array}$$

It is easy to see that φ defines an isomorphism of graphs. Let us prove that the maps φ and φ^{-1} are monotone. We should remind that only the preserving orientation homeomorphisms \mathbb{R} are considered thus the map $h : \mathbb{R} \rightarrow \mathbb{R}$ preserves an order of points of \mathbb{R} . Let v_1 and v_2 be two vertices of the diagram $P(f)$. By the definition of the diagram $P(f)$ an inequality $v_1 < v_2$ is equivalent to $f \circ \psi_1(v_1) < f \circ \psi_1(v_2)$, so, that is also equivalent to $h \circ f \circ \psi_1(v_1) < h \circ f \circ \psi_1(v_2)$. This inequality is equivalent to $g \circ \psi_2 \circ \varphi(v_1) < g \circ \psi_2 \circ \varphi(v_2)$ since $h \circ f \circ \psi_1 = g \circ H \circ \psi_1 = g \circ \psi_2 \circ \varphi$. By the definition of the relation of order on $P(g)$, the last inequality is equivalent to $\varphi(v_1) < \varphi(v_2)$. So, the inequalities $v_1 < v_2$ and $\varphi(v_1) < \varphi(v_2)$ are equivalent. Finally, we remind that φ is bijective

by the construction thus φ and φ^{-1} are monotone. From what we said it follows that $\varphi : P(f) \rightarrow P(g)$ is an isomorphism of diagrams.

Sufficiency. Suppose that $f, g : D^2 \rightarrow \mathbb{R}$ are pseudoharmonic functions and $P(f), P(g)$ are their diagrams such that there exists an isomorphism $\phi : P(f) \rightarrow P(g)$ preserving a strict partial order on the set of vertices and the partial orientations on their Cr -subgraphs.

At first, we want to replace the functions f and g on the normalized pseudoharmonic functions \hat{f} and \hat{g} with the same combinatorial diagrams as f and g .

Let $a_1 < \dots < a_N$ be the critical and the semiregular values of f and $b_1 < \dots < b_M$ be critical and semiregular values of g . We fix homeomorphisms $h_f : [a_1, a_N] \rightarrow [1, N]$ and $h_g : [b_1, b_M] \rightarrow [1, M]$ such that $h_f(a_i) = i$ and $h_g(b_j) = j$ for all $i \in \{1, \dots, N\}$ and $j \in \{1, \dots, M\}$. Obviously, the maps h_f and h_g are orientation preserving. Required normalized pseudoharmonic functions have the following forms $\hat{f} = h_f \circ f$ and $\hat{g} = h_g \circ g$.

Let us fix an embedding $\psi_f : P(f) \rightarrow D^2$ which is consistent with f and an embedding $\psi_g : P(g) \rightarrow D^2$ which is consistent with g (we should remark that the embeddings ψ_f and ψ_g are also consistent with \hat{f} and \hat{g} , respectively).

Let us prove that for any vertex v of $P(f)$ the following condition holds true

$$(5) \quad \hat{f} \circ \psi_f(v) = \hat{g} \circ \psi_g \circ \phi(v).$$

We remark that

$$f \circ \psi_f(V(P(f))) = \{a_1, \dots, a_N\}, \quad g \circ \psi_g(V(P(g))) = \{b_1, \dots, b_M\}.$$

Hence

$$\hat{f} \circ \psi_f(V(P(f))) = \{1, \dots, N\}, \quad \hat{g} \circ \psi_g(V(P(g))) = \{1, \dots, M\}.$$

Fix the sequence of vertices $u_1, \dots, u_s \in V(P(f))$ such that $\hat{f} \circ \psi_f(u_1) = 1, \dots, \hat{f} \circ \psi_f(u_s) = s = \hat{f} \circ \psi_f(v)$. Then $u_1 < \dots < u_s$ in $P(f)$ hence $\phi(u_1) < \dots < \phi(u_s)$ in $P(g)$ and $\hat{g} \circ \psi_g(u_1) \circ \phi < \dots < \hat{g} \circ \psi_g \circ \phi(u_s)$. Thus $j \leq \hat{g} \circ \psi_g \circ \phi(u_j)$, $j \in \{1, \dots, s\}$. Hence $\hat{f} \circ \psi_f(v) = \hat{f} \circ \psi_f(u_s) = s \leq \hat{g} \circ \psi_g \circ \phi(u_s) = \hat{g} \circ \psi_g \circ \phi(v)$. By replacing f at g , we have $\hat{f} \circ \psi_f(v) \geq \hat{g} \circ \psi_g \circ \phi(v)$. So, (5) holds true. From (5) it follows that $M = N$ and $\hat{f}(D^2) = \hat{g}(D^2) = [1, N]$.

Let us construct a homeomorphism $\varphi : P(f) \rightarrow P(g)$ such that it realizes an isomorphism ϕ and satisfies the following relation on the space $P(f)$

$$(6) \quad \hat{f} \circ \psi_f = \hat{g} \circ \psi_g \circ \varphi.$$

By the definition we have $\varphi(v) = \phi(v)$, $v \in V(P(f))$, on the set of vertices.

Suppose that an edge $e = e(v', v'') \in E(P(f))$ belongs to a subgraph $\bigcup_i \Psi_i(f) = \overline{P(f)} \setminus q(f)$. The set e is connected and $\hat{f} \circ \psi_f$ is locally constant on $\bigcup_i \Psi_i(f)$, therefore $\psi_f(e) \subseteq \hat{f}^{-1}(c)$ for some $c \in \mathbb{R}$. In particular, $\hat{f} \circ \psi_f(v') = \hat{f} \circ \psi_f(v'') = c$ and vertices v' and v'' are non comparable in $P(f)$. So, the vertices $\phi(v')$ and $\phi(v'')$ are non comparable in $P(g)$ and $\phi(e) \subset \bigcup_j \Psi_j(g) = \overline{P(g)} \setminus q(g)$. Hence $\psi_g \circ \phi(e) \subset \hat{g}^{-1}(c')$ for some $c' \in \mathbb{R}$, in particular, $\hat{g} \circ \psi_g \circ \phi(v') = \hat{g} \circ \psi_g \circ \phi(v'') = c'$. But from (5) it follows that $\hat{g} \circ \psi_g \circ \phi(v') = \hat{f} \circ \psi_f(v') = c$, therefore $e \subset (\hat{f} \circ \psi_f)^{-1}(c)$ and $\phi(e) \subset (\hat{g} \circ \psi_g)^{-1}(c)$. Fix a homeomorphism $\varphi_e : e \rightarrow \phi(e)$ such that $\varphi(v') = \phi(v')$ and $\varphi(v'') = \phi(v'')$. Obviously, $\hat{f} \circ \psi_f(x) = \hat{g} \circ \psi_g \circ \varphi_e(x) = c$, $x \in e$.

Suppose that an edge $e = e(v', v'') \in E(P(f))$ belongs to $\mathcal{C}r$ -subgraph $q(f)$. Then every point of a set $\psi_f(e) \setminus \{\psi_f(v'), \psi_f(v'')\}$ is a regular boundary point of \hat{f} , hence \hat{f} is strictly monotone on the arc $\psi_f(e)$ and maps it homeomorphically on $[c', c'']$, where

$$c' = \min(\hat{f} \circ \psi_f(v'), \hat{f} \circ \psi_f(v'')), \quad c'' = \max(\hat{f} \circ \psi_f(v'), \hat{f} \circ \psi_f(v'')).$$

Since ϕ is an isomorphism of the combinatorial diagrams then from C1 it follows that $\phi(e) \in q(g)$. Thus \hat{g} maps the set $\psi_g(\phi(e))$ in \mathbb{R} homeomorphically. From (5) it follows that $\hat{g} \circ \psi_g(\phi(e)) = [c', c'']$.

Suppose that

$$\varphi_e = \left(\hat{g} \circ \psi_g \Big|_{\phi(e)} \right)^{-1} \circ \hat{f} \circ \psi_f : e \rightarrow \phi(e).$$

It is easy to see that this map is a homeomorphism and satisfies the following relation $\hat{f} \circ \psi_f(x) = \hat{g} \circ \psi_g \circ \varphi_e(x)$, $x \in e$.

Let us define a map $\varphi : P(f) \rightarrow P(g)$ as

$$\varphi(x) = \varphi_e(x), \quad \text{for } x \in e.$$

By the construction $\varphi_e(v) = \phi(v)$ for $v \in e \cap V(P(f))$ therefore $\varphi_{e'}(x) = \varphi_{e''}(x)$ for every pair of edges $e', e'' \in E(P(f))$ and $x \in e' \cap e'' \subseteq V(P(f))$. So, the map φ is defined correctly. It is easy to see that φ satisfies (6). The collection of edges $\{e \in E(P(f))\}$ generate a finite closed cover of a space $P(f)$ thus it is fundamental. Hence φ is continuous since each of maps φ_e is continuous by definition, where $e \in E(P(f))$, see [23]. It is easy to see that φ is a bijective map and the spaces $P(f)$ and $P(g)$ are compact. Therefore φ maps $P(f)$ on $P(g)$ homeomorphically. Moreover, since ϕ preserves orientation of $q(f)$, then an orientation on $q(g) = \varphi(q(f))$ induced by φ coincides with the orientation of $q(g)$ in $P(g)$.

We set

$$H_0 = \psi_g \circ \varphi \circ \psi_f^{-1} \Big|_{P_f} : P_f \rightarrow P_g.$$

By the construction H_0 maps the set $P_f = \psi_f(P(f))$ on $P_g = \psi_g(P(g))$ homeomorphically. Moreover, from (6) it follows that

$$(7) \quad \hat{g} \circ H_0 = \hat{f}.$$

As orientations induced on $\partial D^2 = \psi_f(q(f)) = \psi_g(q(g))$ by ψ_f and ψ_g from $q(f)$ and $q(g)$ respectively coincide with the positive orientation of ∂D^2 by definition, then H_0 preserves the orientation of ∂D^2 .

Our aim is to extend H_0 to a homeomorphism $H : D^2 \rightarrow D^2$ such that $\hat{g} \circ H = \hat{f}$.

Let Θ be one of connected components of $D^2 \setminus P(f)$. From Propositions 2.1 and 2.2 it follows that there exists a simple cycle $Q \subseteq P(f)$ such that $\psi_f(Q) = \text{Fr } \Theta$. Evidently, $\phi(q(f)) = \varphi(q(f)) = q(g)$. Thus $\psi_g \circ \varphi(q(f)) = \psi_g(q(g)) = \partial D^2$ and from Lemma 2.2 it follows that a set $\psi_g \circ \varphi(Q)$ is a boundary of some connected component Σ of $D^2 \setminus P_g$.

Denote by $R_{\text{Fr}}(f)$ a set of all regular boundary points of \hat{f} . It is easy to see that, on one hand, $R_{\text{Fr}}(f) = \psi_f(q(f) \setminus V(P(f)))$, on the other hand the set W_f of all regular boundary points of $\hat{f}|_{\overline{\Theta}}$ coincides with $R_{\text{Fr}}(f) \cap \overline{\Theta} = R_{\text{Fr}}(f) \cap \text{Fr } \Theta = R_{\text{Fr}}(f) \cap \psi_f(Q)$. Therefore W_f is an image of a set $Q \cap (q(f) \setminus V(P(f)))$.

Let $R_{\text{Fr}}(g)$ be a set of regular boundary points of \hat{g} . By analogy, we can conclude that the set W_g of regular boundary points of $\hat{g}|_{\overline{\Sigma}}$ is an image of a set $\varphi(Q) \cap (q(g) \setminus V(P(g)))$. But a map φ is bijective and, also, it is known that $q(g) = \varphi(q(f))$ and $V(P(g)) = \varphi(V(P(f)))$. Therefore $\varphi(Q) \cap (q(g) \setminus V(P(g))) = \varphi(Q \cap (q(f) \setminus V(P(f))))$ and $W_g = \psi_g \circ \varphi \circ \psi_f^{-1}(W_f) = H_0(W_f)$.

From Lemma 2.1 it follows that the function \hat{f} is regular on the set $\overline{\Theta}$. Let z_1, \dots, z_4 and $\gamma_1, \dots, \gamma_4$ be the points and the arcs, respectively, from Definition 1.7. Proposition 1.1 guarantees that $W_f = \dot{\gamma}_1 \cup \dot{\gamma}_3$ holds true. We set $K_f = \gamma_2 \cup \gamma_4 = \text{Fr } \Theta \setminus W_f$.

Similarly, the function \hat{g} is regular on the set $\overline{\Sigma}$. Let w_1, \dots, w_4 and ν_1, \dots, ν_4 be the points and the arcs, respectively, from Definition 1.7. Then $W_g = \dot{\nu}_1 \cup \dot{\nu}_3$. We set $K_g = \nu_2 \cup \nu_4 = \text{Fr } \Sigma \setminus W_g$.

We already verified that $W_g = H_0(W_f)$. The map H_0 is bijective, thus $K_g = H_0(K_f)$. Hence for the functions $\hat{f}|_{\overline{\Theta}}$ and $\hat{g}|_{\overline{\Sigma}}$ Theorem 1.1 is satisfied with the same set $D' \in \{I^2, \overline{D}_+, D^2\}$ and its subset

$$\begin{aligned} K' &= \{(x, y) \in D' \mid y \in \{y_1, y_2\}\}; \\ y_1 &= \min\{y \mid (x, y) \in D'\}, \\ y_2 &= \max\{y \mid (x, y) \in D'\}. \end{aligned}$$

Fix a homeomorphism $\chi_f : \text{Fr } \Theta \rightarrow \text{Fr } D'$ such that $\chi_f(K_f) = K'$. We set

$$\chi_g = \chi_f \circ \psi_f \circ \varphi^{-1} \circ \psi_g^{-1} = \chi_f \circ H_0^{-1} : \text{Fr } \Sigma \rightarrow \text{Fr } D'.$$

The map χ_g is a composition of homeomorphisms therefore χ_g is a homeomorphism. Moreover, $\chi_g(K_g) = \chi_f \circ H_0^{-1}(K_g) = \chi_f(K_f) = K'$.

From Theorem 1.1 it follows that there exist numbers $a_f, b_f, a_g, b_g \in \mathbb{R}$ and homeomorphisms $F_Q : \overline{\Theta} \rightarrow D'$ and $G_Q : \overline{\Sigma} \rightarrow D'$ such that $F_Q|_{K_f} = \chi_f$, $G_Q|_{K_g} = \chi_g$, and $\hat{f} \circ F_Q^{-1}(x, y) = a_f y + b_f$, $\hat{g} \circ G_Q^{-1}(x, y) = a_g y + b_g$, $(x, y) \in D'$. We set

$$\begin{aligned} K_1 &= \{(x, y) \in D' \mid y = y_1\}, \\ K_2 &= \{(x, y) \in D' \mid y = y_2\}. \end{aligned}$$

Due to the choice of D' the sets K_1 and K_2 are connected. Hence $F_Q^{-1}(K_i)$, $i = 1, 2$, are also connected. From $F_Q^{-1}(K_1) = \chi_f^{-1}(K_1) \subseteq K_f \subseteq \psi_f(V(P(f)) \cup \bigcup_i \Psi_i(f))$ it follows that there exists $c_1 \in \mathbb{R}$ such that $F_Q^{-1}(K_1) \subseteq \hat{f}^{-1}(c_1)$ (we remind that \hat{f} is locally constant on the set $\psi_f(V(P(f)) \cup \bigcup_i \Psi_i(f))$). On the other hand, $G_Q^{-1}(K_1) = \chi_g^{-1}(K_1) = (\chi_f \circ H_0^{-1})^{-1}(K_1)$, therefore $\hat{g} \circ G_Q^{-1}(K_1) = \hat{g} \circ H_0 \circ \chi_f^{-1}(K_1) = \hat{f} \circ \chi_f^{-1}(K_1) = \hat{f} \circ F_Q^{-1}(K_1) = c_1$ since (7) and $G_Q^{-1}(K_1) \subseteq \hat{g}^{-1}(c_1)$. Similarly, there exists $c_2 \in \mathbb{R}$ such that $F_Q^{-1}(K_2) \subseteq \hat{f}^{-1}(c_2)$ and $G_Q^{-1}(K_2) \subseteq \hat{g}^{-1}(c_2)$. Hence for any $(x_1, y_1) \in K_1$ and $(x_2, y_2) \in K_2$ the following conditions hold true

$$(8) \quad \begin{cases} \hat{f} \circ F_Q^{-1}(x_1, y_1) = a_f y_1 + b_f = c_1, \\ \hat{g} \circ G_Q^{-1}(x_1, y_1) = a_g y_1 + b_g = c_1, \\ \hat{f} \circ F_Q^{-1}(x_2, y_2) = a_f y_2 + b_f = c_2, \\ \hat{g} \circ G_Q^{-1}(x_2, y_2) = a_g y_2 + b_g = c_2. \end{cases}$$

It is easy to see that a determinant of this system of linear equations with variables a_f, b_f, a_g and b_g equals to $(y_2 - y_1)^2$. By the construction $y_1 \neq y_2$ thus $(y_2 - y_1)^2 \neq 0$ and the system (8) has the unique solution which can be easily calculated:

$$a_f = a_g = \frac{c_2 - c_1}{y_2 - y_1}, \quad b_f = b_g = \frac{c_1 y_2 - c_2 y_1}{y_2 - y_1}.$$

So, on the set D' the following equality holds true

$$(9) \quad \hat{f} \circ F_Q^{-1} = \hat{g} \circ G_Q^{-1}.$$

It is clear that $G_Q^{-1} \circ F_Q(\text{Fr } \Theta) = \text{Fr } \Sigma$. We remind that

$$G_Q^{-1} \circ F_Q|_{K_f} = \chi_g^{-1} \circ \chi_f|_{K_f} = H_0|_{K_f}.$$

Since $G_Q^{-1} \circ F_Q(K_f) = H_0(K_f) = K_g$, then a homeomorphism $G_Q^{-1} \circ F_Q$ satisfies to relations $G_Q^{-1} \circ F_Q(W_f) = G_Q^{-1} \circ F_Q(\text{Fr } \Theta \setminus K_f) = \text{Fr } \Sigma \setminus K_g = W_g$.

As we know, the set W_f has two connected components $\dot{\gamma}_1$ and $\dot{\gamma}_3$. Under the action of the homeomorphism H_0 they have to map on the

connected components $\dot{\nu}_1$ and $\dot{\nu}_3$ of the set W_g . We cyclically change a numeration of the points w_1, \dots, w_4 and the arcs ν_1, \dots, ν_4 so that $H_0(\dot{\gamma}_{2k-1}) = \dot{\nu}_{2k-1}$, $k = 1, 2$. The homeomorphism $G_Q^{-1} \circ F_Q$ also has to map the sets $\dot{\gamma}_1$ and $\dot{\gamma}_3$ on the connected components of the set W_g .

Let us prove that under the condition $\dot{\gamma}_2 \cup \dot{\gamma}_4 \neq \emptyset$ the relations hold true $G_Q^{-1} \circ F_Q(\dot{\gamma}_{2k-1}) = \dot{\nu}_{2k-1}$, $k = 1, 2$. We remark that either $G_Q^{-1} \circ F_Q(\dot{\gamma}_1) = \dot{\nu}_1$ or $G_Q^{-1} \circ F_Q(\dot{\gamma}_1) = \dot{\nu}_3$ holds true.

It is clear that an arc γ_{2k-1} is a closure of a arc $\dot{\gamma}_{2k-1}$ in D^2 (by definition $\dot{\gamma}_{2k-1} \neq \emptyset$), $k = 1, 2$; similarly, $\nu_{2k-1} = \overline{\dot{\nu}_{2k-1}}$. Thus if $G_Q^{-1} \circ F_Q(\gamma_{2k-1}) \neq \nu_{2j-1}$ for some $k, j \in \{1, 2\}$, then $G_Q^{-1} \circ F_Q(\dot{\gamma}_{2k-1}) \neq \dot{\nu}_{2j-1}$.

Without loss of generality, suppose that $\dot{\gamma}_2 \neq \emptyset$. Then $z_2 \in \gamma_1 \setminus \gamma_3$ and $H_0(z_2) \in \nu_1 \setminus \nu_3$. But $z_2 \in \gamma_2 \subset K_f$ and $H_0(z_2) = G_Q^{-1} \circ F_Q(z_2)$. Thus $G_Q^{-1} \circ F_Q(\gamma_1) \neq \nu_3$, hence $G_Q^{-1} \circ F_Q(\dot{\gamma}_1) = \dot{\nu}_1$ and $G_Q^{-1} \circ F_Q(\dot{\gamma}_3) = \dot{\nu}_3$.

Suppose now that $\dot{\gamma}_2 \cup \dot{\gamma}_4 = \emptyset$. Then both sets γ_2 and γ_4 are one-point and $D' = D^2$. Consider an involution $Inv : D^2 \rightarrow D^2$, $Inv(x, y) = (-x, y)$, $(x, y) \in D^2$. Obviously, it changes the connected components of $Fr D' \setminus K' = F_Q(W_f)$. Moreover, $Inv|_{K'} = Id$ since $K' = \{(0, -1), (0, 1)\}$. If $G_Q^{-1} \circ F_Q(\dot{\gamma}_1) = \nu_3$, then the map G_Q can be replaced by $Inv \circ G_Q$. It is easy to see that the following conditions hold true

- $Inv \circ G_Q|_{K_g} = \chi_g|_{K_g}$;
- $\hat{g} \circ (Inv \circ G_Q)^{-1}(x, y) = \hat{g} \circ G_Q^{-1}(-x, y) = \hat{g} \circ G_Q^{-1}(x, y) = a_g y + b_g$;
- $(Inv \circ G_Q)^{-1} \circ F_Q(\dot{\gamma}_1) = W_g \setminus \dot{\nu}_3 = \dot{\nu}_1$.

So, we proved that the homeomorphisms $F_Q : \overline{\Theta} \rightarrow D'$ and $G_Q : \overline{\Sigma} \rightarrow D'$ satisfy conditions

- $\hat{f} \circ F_Q^{-1} = \hat{g} \circ G_Q^{-1}$;
- $G_Q^{-1} \circ F_Q|_{K_f} = H_0|_{K_f}$;
- $G_Q^{-1} \circ F_Q(\dot{\gamma}_{2k-1}) = \dot{\nu}_{2k-1}$, $k = 1, 2$.

We set $H_Q = G_Q^{-1} \circ F_Q : \overline{\Theta} \rightarrow \overline{\Sigma}$. Let us verify that

$$H_Q|_{Fr \Theta} = H_0|_{Fr \Theta}.$$

It is sufficient to prove that $H_Q(z) = H_0(z)$ for all $z \in W_f = Fr \Theta \setminus K_f \subset \gamma_1 \cup \gamma_3$. As we know, the set $\dot{\gamma}_1$ consists of the regular boundary points of the function \hat{f} , therefore \hat{f} is strictly monotone on the arc γ_1 and maps it on $\hat{f}(\gamma_1) \subset \mathbb{R}$ homeomorphically (since γ_1 is the compactum and the space \mathbb{R} is Hausdorff). Similarly, a map $\hat{g}|_{\nu_1} : \nu_1 \rightarrow \hat{g}(\nu_1) \subset \mathbb{R}$ is a homeomorphism onto its image.

As a consequence of $\gamma_1 \subset P_f$, $\nu_1 \subset P_g$ and from (7) it follows that $\hat{f}(\gamma_1) = \hat{g} \circ H_0(\gamma_1) = \hat{g}(\nu_1)$. Thus the following map is well defined

$$\hat{g}^{-1} \circ \hat{f}|_{\gamma_1} : \gamma_1 \rightarrow \nu_1.$$

By using (7) again we have $H_0|_{\gamma_1} = \hat{g}^{-1} \circ \hat{f}|_{\gamma_1}$. On the other hand, from (9) it follows that $\hat{f} = \hat{g} \circ G_Q^{-1} \circ F_Q = \hat{g} \circ H_Q$, therefore $\hat{g}^{-1} \circ \hat{f}|_{\gamma_1} = H_Q|_{\gamma_1}$. Hence $H_0|_{\gamma_1} = H_Q|_{\gamma_1}$.

By analogy we prove that $H_0|_{\gamma_3} = H_Q|_{\gamma_3}$. So, we constructed the homeomorphism $H_Q : \overline{\Theta} \rightarrow \overline{\Sigma}$ such that

$$\hat{f} = \hat{g} \circ H_Q$$

and $H_Q|_{\text{Fr } \Theta} = H_0|_{\text{Fr } \Theta}$.

Let us construct a homeomorphism $H : D^2 \rightarrow D^2$ such that $\hat{f} = \hat{g} \circ H$. For every connected component Θ of $D^2 \setminus P_f$ its boundary $\text{Fr } \Theta$ is an image of a simple cycle $Q(\Theta)$, see Propositions 2.1 and 2.2. For every Θ we fix the homeomorphism $H_{Q(\Theta)}$ such that $\hat{f} = \hat{g} \circ H_{Q(\Theta)}$ and $H_{Q(\Theta)}|_{\text{Fr } \Theta} = H_0|_{\text{Fr } \Theta}$. We define H by the following relations

$$H(z) = H_{Q(\Theta)}, \quad \text{for } z \in \overline{\Theta}.$$

If $z \in \overline{\Theta'} \cap \overline{\Theta''}$, then $z \in P_f$ and $H_{Q(\Theta')}(z) = H_0(z) = H_{Q(\Theta'')}(z)$. So, the map H is correctly defined. By Lemma 2.2 there exists a bijective correspondence between the connected components of the sets $D^2 \setminus P_f$ and $D^2 \setminus P_g$. Thus $H(\Theta') \cap H(\Theta'') = \emptyset$ for $\Theta' \neq \Theta''$ and $\bigcup_{\Theta} H(\overline{\Theta}) = D^2$. Hence the map H is bijective.

Evidently, by the construction we have

$$\hat{f} = \hat{g} \circ H.$$

The closures of the connected components of $D^2 \setminus P_f$ generate a finite closed cover of disk D^2 . It is known [23] that this cover is fundamental. Therefore the map H is continuous on D^2 since by construction it is continuous on each element of its cover.

It is known that a continuous bijective map of compactum in Hausdorff's space is a homeomorphism. So, $H : D^2 \rightarrow D^2$ is a homeomorphism.

Now recall that map $H_0|_{\partial D^2} = H|_{\partial D^2}$ preserves the orientation. Consequently, H preserves the orientation on D^2 .

We remind that $\hat{f} = h_f \circ f$ and $\hat{g} = h_g \circ g$ for some homeomorphisms $h_f : f(D^2) = [a_1, a_N] \rightarrow [1, N]$ and $h_g : g(D^2) = [b_1, b_N] \rightarrow [1, N]$ which preserve orientation. It is obvious that the map $h_0 = h_g^{-1} \circ h_f : f(D^2) \rightarrow g(D^2)$ is a homeomorphism of the segment $f(D^2)$ on the segment $g(D^2)$ which preserves the orientation. Let us fix a homeomorphism $h : \mathbb{R} \rightarrow$

\mathbb{R} , which preserves the orientation and satisfies $h|_{f(D^2)} = h_0$. It is easy to see that

$$h \circ f = h_g^{-1} \circ h_f \circ f = h_g^{-1} \circ \hat{f} = h_g^{-1} \circ \hat{g} \circ H = g \circ H,$$

so, the functions f and g are topologically equivalent. \square

On Fig. 3 the diagrams of two pseudoharmonic functions which have two local minima, two local maxima on ∂D^2 and one boundary critical point are represented. But, these two functions are not topologically equivalent.

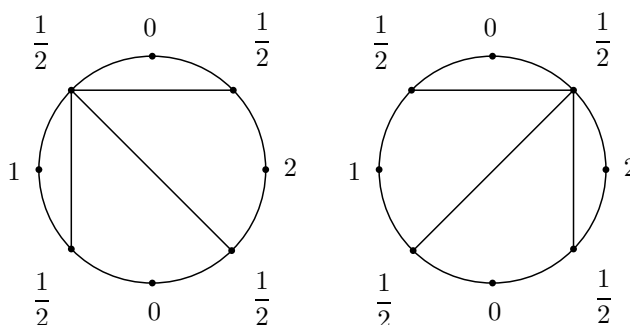


FIGURE 3. The diagrams of topologically non equivalent pseudoharmonic functions.

REFERENCES

- [1] *Morse M.* Topological Methods in the Theory of Functions of a Complex Variable. Annals of Mathematics Studies, no. 15. Princeton University Press, Princeton, N. J., 1947. 145 pp.
- [2] *Stoilow S.* Leçons sur les principes topologiques de la théorie des fonctions analytiques. Deuxième édition, augmentée de notes sur les fonctions analytiques et leurs surfaces de Riemann. (French) Gauthier-Villars, Paris, 1956. 194 pp.
- [3] *Boothby W.M.* The topology of regular curve families with multiple saddle points. Amer. J. Math. – 1951. – vol. **73**. – pp. 405–438.
- [4] *Jenkins J.A, Morse M.* Contour equivalent pseudoharmonic functions and pseudoconjugates. Amer. J. Math. – 1952. – vol. **74**. – pp. 23-51.
- [5] *Kaplan* Topology of level curves of harmonic functions. Transactions of Amer. Math. Society – vol. **63** no. 3 (1948) – pp. 514-522.
- [6] *Morse M.* The topology of pseudo-harmonic functions. Duke Math. J. – 1946. – vol. **13**. – pp. 21-42.
- [7] *Morse M., Jenkins J.* The existence of pseudoconjugates on Riemann surfaces. Fund. Math. – 1952. – vol. **39** – pp. 269–287.
- [8] *Arnol'd V. I.* Snake calculus and the combinatorics of the Bernoulli, Euler and Springer numbers of Coxeter groups. (Russian) Uspekhi Mat. Nauk vol. 47 (1992), no. 1(283), pp. 3–45, 240; translation in Russian Math. Surveys vol. 47 (1992), no. 1, pp. 1–51
- [9] *Maksimenko S. I.* Classification of m -functions on surfaces. (Russian. English, Ukrainian summary) Ukraïn. Mat. Zh. vol. 51 (1999), no. 8, pp. 1129–1135; translation in Ukrainian Math. J. vol. 51 (1999), no. 8, pp. 1175–1281 (2000)

- [10] *Oshemkov A. A.* Morse functions on two-dimensional surfaces. Coding of singularities. (Russian) Trudy Mat. Inst. Steklov. vol. 205 (1994), Novye Rezult. v Teor. Topol. Klassif. Integr. Sistem, pp. 131–140; translation in Proc. Steklov Inst. Math. 1995, no. 4 (205), pp. 119–127
- [11] *Prishlyak A. O.* Classification of three-dimensional gradient-like Morse-Smale dynamical systems. (Russian) Some problems in contemporary mathematics (Russian), pp. 305–313, Pr. Inst. Mat. Nats. Akad. Nauk Ukr. Mat. Zastos., vol. 25, Natsional. Akad. Nauk Ukraïni, Inst. Mat., Kiev, 1998.
- [12] *Sharko V. V.* Smooth and topological equivalence of functions on surfaces. (Russian) Ukraïn. Mat. Zh. vol. 55 (2003), no. 5, pp. 687–700; translation in Ukrainian Math. J. vol. 55 (2003), no. 5, pp. 832–846
- [13] *Sharko V. V.* Morse functions on noncompact surfaces. (Russian) Ukrainian Mathematics Congress—2001 (Ukrainian), pp. 91–102, Natsional. Akad. Nauk Ukraïni, Inst. Mat., Kiev, 2003.
- [14] *Arnold V. I.* Bernoulli – Euler updown numbers, associated with function singularities, their combinatorics and a mathematics. Duke Math. Journ. – 1991.– vol. **63**. no. 2. – pp. 537–555.
- [15] *Bolsinov A. V., Oshemkov A. A., Sharko V. V.* On classification of flows on manifolds I. Methods of Functional Analysis and Topology, 1996. – vol. 2, no. 2 – pp. 51–60
- [16] *Bolsinov A. V., Fomenko A. T.* Exact topological classification of Hamiltonian flows on smooth two-dimensional surfaces. (Russian summary) Zap. Nauchn. Sem. S.-Peterburg. Otdel. Mat. Inst. Steklov. – 235 pp. (1996)
- [17] *Prishlyak A. O.* Regular functions on closed three-dimensional manifolds. Dopov. Nats. Akad. Nauk Ukr. Mat. Prirodozn. Tekh. Nauki – 2003, no. 8 – pp. 21–24
- [18] *E.Polulyakh, I.Yurchuk* On the criteria of D-planarity of a tree. arXiv:0904.1367v1[math.GN]
- [19] *Zieschang H., Vogt E., Coldewey H.- D.* Surfaces and planar discontinuous groups. Springer-verlag, 1981.
- [20] *Polulyakh Ye.* On continuous functions on two-dimensional disk which are regular in its interior points. arXiv:0910.2958v1[math.GN]
- [21] *Mel'nikov O. V., Remeslennikov V. N., Roman'kov V. A., Skornyakov L. A., Shestakov, I. P.* General algebra. Vol. 1. (Russian) Mathematical Reference Library, “Nauka”, Moscow, 1990. 592 pp.
- [22] *Newman M. H. A.* Elements of the topology of plane sets of points. Cambridge: Cambridge Univ. Press, 1964 – 214 pp.
- [23] *Fuks D. B., Rokhlin V. A.* Beginner's course in topology. Geometric chapters. Translated from the Russian by A. Iacob. Universitext. Springer Series in Soviet Mathematics. Springer-Verlag, Berlin, 1984. 519 pp.