

The ending lamination space of the five-punctured sphere is the Nöbeling curve

Sebastian Hensel^{a*} & Piotr Przytycki^{b†}

^a *Mathematisches Institut, Universität Bonn,
Endenicher Allee 60, 53115 Bonn, Germany*
e-mail: *loplop@math.uni-bonn.de*

^b *Institute of Mathematics, Polish Academy of Sciences,
Śniadeckich 8, 00-956 Warsaw, Poland*
e-mail: *pprzytyc@mimuw.edu.pl*

Abstract

We prove that the ending lamination space of the five-punctured sphere is homeomorphic to the Nöbeling curve.

1 Introduction

Let $S_{g,p}$ be the orientable surface of genus g with p punctures. We denote the space of geodesic laminations on $S_{g,p}$ by $\mathcal{L} = \mathcal{L}(S_{g,p})$. An *ending lamination* is a minimal filling geodesic lamination. We denote the set of ending laminations by $\mathcal{EL} = \mathcal{EL}(S_{g,p}) \subset \mathcal{L}(S_{g,p})$. This set carries a natural topology, which we will describe in a moment.

Ending laminations arise as end invariants of simply degenerate ends of hyperbolic 3-manifolds. By the Ending Lamination Theorem proved by Minsky [Min03] and Brock–Canary–Minsky [BCM04], ending laminations determine the hyperbolic metric for a doubly degenerate hyperbolic 3-manifold. The method of reconstructing the metric from the end invariants leads to the study of the curve graph.

To describe the connection of the curve graph with \mathcal{EL} , we need to recall some more facts. Masur–Minsky [MM99, Theorem 1.1] proved that the curve graph is hyperbolic in the sense of Gromov. Hence, using the Gromov product (see [BS00, Section 6]), one can define the Gromov boundary in the usual way. Klarreich [Kla99, Theorem 1.3] proved that it is homeomorphic to \mathcal{EL} (see also [Ham06a, Section 1]). Note that the Gromov boundary of the curve graph is in general not compact, since the curve graph is not locally finite.

*Supported by the Max Planck Institute for Mathematics in Bonn.

†Partially supported by MNiSW grant N201 012 32/0718 and the Foundation for Polish Science.

To describe the topology on the ending lamination space \mathcal{EL} , let $\phi: \mathcal{PML} \rightarrow \mathcal{L}$ be the measure forgetting map from the space of projective measured laminations to the set of geodesic laminations. Note that ϕ is not surjective, because there are geodesic laminations which do not admit a transverse measure of full support. However, every ending lamination does admit a transverse measure of full support, so \mathcal{EL} is contained in the image of ϕ . Let $\mathcal{MPML} \subset \mathcal{PML}$ be the preimage of \mathcal{EL} under ϕ . Hence \mathcal{EL} carries a natural topology induced from \mathcal{MPML} by ϕ .

Here is a short account on what is known about the ending lamination space \mathcal{EL} depending on g and p . We call $\xi = 3g - 4 + p$ the *complexity* of the surface. The cases where the complexity is nonpositive are easy and well-known, in particular for $\xi = 0$ (i.e. in the case where the surface is the four-punctured sphere or the once-punctured torus) we have $\mathcal{EL} \simeq \mathbb{R} \setminus \mathbb{Q}$. Assume now $\xi > 0$, i.e. the surface in question is hyperbolic and non-exceptional. Leininger–Schleimer [LS08] proved that then \mathcal{EL} is connected, provided $g \geq 4$, or $g \geq 2$ and $p \geq 1$. Leininger–Mj–Schleimer [LMS08] proved that if $g \geq 2$ and $p = 1$, then \mathcal{EL} is locally path connected. Later Gabai [Gab09] showed that \mathcal{EL} is connected, locally path-connected, and cyclic with no additional hypothesis.

However, except for the lowest complexity case of $\xi = 0$ no ending lamination space is explicitly known. Thus it is natural to be interested in the case where $\xi = 1$. This is the case of the five-punctured sphere and the twice-punctured torus. In our theorem we characterise the homeomorphism type of $\mathcal{EL}(S_{0,5})$. To this end, we recall the following.

Definition 1.1. The m -dimensional *Nöbeling space* N_m^{2m+1} is the topological space obtained from \mathbb{R}^{2m+1} by removing all points with at least $m+1$ rational coordinates. In particular, the 1-dimensional Nöbeling space (or the *Nöbeling curve*) is the topological space obtained from \mathbb{R}^3 by removing all points with at least two rational coordinates.

In this terminology, the ending lamination space of the four-punctured sphere (and the once-punctured torus) is homeomorphic to the 0-dimensional Nöbeling space. The main result of this article is the following.

Theorem 1.2. *The ending lamination space of the five-punctured sphere is homeomorphic to the Nöbeling curve.*

Since \mathcal{EL} is homeomorphic to the Gromov boundary of the curve graph, which is the same (as a simplicial graph) for the twice-punctured torus and the five-punctured sphere (see [Luo00, Lemma 2.1(a)]), we have the following.

Corollary 1.3. *The ending lamination space of the twice-punctured torus is homeomorphic to the Nöbeling curve.*

In view of Theorem 1.2, it is natural to close with the following.

Question 1.4. Is the ending lamination space of $S_{g,p}$ homeomorphic to the ξ -dimensional Nöbeling space?

The paper is organised as follows. In Section 2 we recall a topological characterisation of the Nöbeling curve which we use in the proof of Theorem 1.2. In Section 3, using train tracks, we choose a convenient neighbourhood basis for the ending lamination space. Then, in Section 4, we give an account on Gabai's method for constructing paths in \mathcal{EL} .

The proof of Theorem 1.2 splits into two parts. In Section 5 we begin the proof and in particular we obtain a dimension bound. The main part of the proof is to obtain a universality property, with which we conclude in Section 6.

We thank Andrzej Nagórko for discussions on the Nöbeling curve and for the characterisation in Section 2, Ursula Hamenstädt for discussions on the ending lamination space, and Mladen Bestvina and Saul Schleimer for encouragement. This work was partially carried out during the stay of the second author in Hausdorff Institute of Mathematics in Bonn.

2 The Nöbeling curve

In this section we give a useful characterisation of the Nöbeling curve by Kawamura–Levin–Tymchatyn [KLT97]. We learned about this characterisation and the subsequent discussion leading to Corollary 2.4 from Andrzej Nagórko.

Theorem 2.1 ([KLT97, Theorem 2.2]). *A 1-dimensional Polish space is the Nöbeling curve if and only if it is an absolute extensor in dimension 1 and strongly universal in dimension 1.*

Recall that a topological space is *Polish* if it is separable and admits a complete metric. A topological space has *dimension 0* (resp. *dimension at most m* , for $m > 0$) if each point has a basis of neighbourhoods with empty boundaries (resp. with boundaries of dimension at most $m - 1$). A space has *dimension m* , for $m > 0$, if it has dimension at most m , but does not have dimension $m - 1$. In case of a Polish space this coincides with the usual covering dimension (see [Eng78, Theorem 1.7.7]).

A metric space X is an *absolute extensor in dimension m* , if every map into X from a closed subset of an at most m -dimensional metric space extends over the entire space. Assume now that X is *locally k -connected* for

every $k < m$ (see [Dug58, Definition 3.1], for $m = 1$ this means that X is locally path connected). In that case, by Dugundji [Dug58, Theorem 9.1], X is an absolute extensor in dimension m if and only if all of its homotopy groups in dimension less than m vanish. For $m = 1$ this means that X is connected. Summarizing, if a metric space is connected and locally path connected, then it is an absolute extensor in dimension 1.

Recall that a Polish space X is *strongly universal* in dimension m if any map $f: Y \rightarrow X$ from an at most m -dimensional Polish space Y to X is *approximable* by closed embeddings. This means that for any open cover \mathcal{U} of X there is a closed embedding $g: Y \rightarrow X$ such that for each $y \in Y$ there is $U \in \mathcal{U}$ such that both $f(y)$ and $g(y)$ lie in U . We say that such f and g are \mathcal{U} -close. Since general at most m -dimensional spaces Y are difficult to handle, we need a reduction of strong universality to a simpler property.

Definition 2.2. A topological space X satisfies the *locally finite m -discs property* if we have the following. For any family of continuous maps $f_n: I^m = [0, 1]^m \rightarrow X$, where $n \in \mathbb{N}$, and any open cover \mathcal{U} of X , there are continuous maps $g_n: I^m \rightarrow X$ such that

- (i) for each $x \in X$ there is a neighbourhood $U \ni x$ such that $g_n(I^m) \cap U = \emptyset$ for sufficiently large n ,
- (ii) for each $t \in I^m, n \in \mathbb{N}$, there is $U \in \mathcal{U}$ such that both $f_n(t)$ and $g_n(t)$ lie in U (in other words, f_n and g_n are \mathcal{U} -close).

If additionally $g_n(I^m)$ may be required to be pairwise disjoint, then X satisfies the *discrete m -discs property*.

By [Cur85, discussion after Theorem 2.4], any Polish space X satisfying the locally finite m -discs property satisfies also the discrete m -discs property. Bowers [Bow85, Theorem in Appendix, part (2)] proves that the latter implies strong universality in dimension m , under the assumption that X is an ANR. Recall that a topological space X is an *absolute neighbourhood retract* (shortly, an *ANR*) if for each closed subset $A \subset X$, which is normal, there is an open neighbourhood $U \subset X$ such that A is a retract of U . Unfortunately, Nöbeling spaces are not ANR, hence Bowers' theorem as stated is not sufficient for our purposes. However, his proof yields the following.

Theorem 2.3. *Let X be a Polish space which is locally k -connected for all $k < m$. If X satisfies the discrete m -discs property, then it is strongly universal in dimension m .*

In other words, we can replace in [Bow85, Theorem in Appendix] the ANR assumption by local k -connectivity for all $k < m$. Indeed, the only two

places in the proof, where the ANR assumption is used, are lines 1 and 5 on page 129, in the proof of Lemma C. However, in both cases the argument only requires the following, for $k < m$. For each open cover \mathcal{U} of X , there is a refinement \mathcal{U}' , such that if $f_0, f_1: S^k \rightarrow X$ are \mathcal{U}' -close, then there is a homotopy between f_0 and f_1 with each track contained in some $U \in \mathcal{U}$. By [Dug58, Theorem 5.1] this follows from local k -connectedness. This ends the argument for Theorem 2.3.

By Theorems 2.1 and 2.3 and by the preceding discussion we conclude with the following.

Corollary 2.4. *If a Polish space X of dimension 1 is connected, locally path connected and satisfies the locally finite 1-discs property, then it is homeomorphic to the Nöbeling curve.*

3 Train tracks

Thurston's notion of *train tracks* (see [Thu80, Section 8.9]) provides a powerful combinatorial tool to understand the topology of \mathcal{PML} — and hence also of \mathcal{EL} . In the following, we briefly recall some definitions and statements important to the current work. We refer the reader to the book of Penner and Harer [PH92] for a thorough treatment of train tracks, as well as the basic definitions. Note however that, in contrast to the treatment in [PH92], for us every train track is *generic* (i.e. each switch is at most trivalent)

Let τ be a recurrent train track. We denote by $P(\tau)$ the *polyhedron of measures* of τ , that is the set of all projective measured laminations which are carried by τ . $P(\tau)$ has the structure of an euclidean polyhedron, where faces of $P(\tau)$ correspond to recurrent proper subtracks $\tau' < \tau$ (see [PH92, pp. 116–117]). The inclusion map $P(\tau) \subset \mathcal{PML}$, where $P(\tau)$ is equipped with the topology coming from the polyhedral structure, is continuous. In particular, for any train track τ the polyhedron of measures $P(\tau)$ is a closed set in \mathcal{PML} . The *interior* of $P(\tau)$ with respect to the polyhedral structure is the set of transverse measures which put positive mass on each branch of τ (note that, in general, this is not the interior of the set $P(\tau) \subset \mathcal{PML}$ with respect to the topology of \mathcal{PML}). In the sequel we denote the interior of the polyhedron of measures by $V(\tau) \subset \mathcal{PML}$. We denote the boundary $P(\tau) \setminus V(\tau)$ of the polyhedron of measures by $\partial V(\tau)$. From now on, the word *boundary* will only mean the boundary Fr of a set in the topological sense. Note that in this terminology $\partial V(\tau)$ might not be the boundary of $V(\tau) \subset \mathcal{PML}$. Let $U(\tau) = \phi(V(\tau) \cap \mathcal{MPML})$ (equivalently, $U(\tau)$ is the set

of ending laminations which are fully carried by τ). We denote the inverse correspondence between (families of) these sets by Ψ , i.e. $\Psi(U(\tau)) = V(\tau)$.

Unless stated otherwise, from now on we restrict to the case of $S_{0,5}$, where \mathcal{PML} is 3-dimensional. We call a train track η *complete* if it is recurrent, transversally recurrent and maximal. Recall that if η is complete, then $V(\eta)$ is 3-dimensional, hence open in \mathcal{PML} (see e.g. [PH92, Lemma 3.1.2]) and consequently $U(\eta)$ is open in \mathcal{EL} . In particular we have $\partial V(\eta) = \text{Fr}V(\eta)$. We call a train track σ *nearly complete*, if it is birecurrent, carries an ending lamination and $P(\sigma)$ is 2-dimensional (in particular σ is not complete).

Remark 3.1. Let μ_0, μ_1 be measured geodesic laminations which do not intersect transversally. Suppose that for some train track τ its polyhedron of measures $P(\tau)$ contains a projective class of $\mu_t = (1-t)\mu_0 + t\mu_1$ for some $t \neq 0, 1$. Then the whole interval $\{\mu_t\}_{t \in [0,1]}$ projects into $P(\tau)$. This is because the support of μ_t equals $\phi(\mu_1) \cup \phi(\mu_2)$ except maybe for $t = 0$ or 1 , and projective measured laminations are carried by train tracks if and only if their supports are.

We will need the following lemma, which shows how \mathcal{MPML} can intersect the polyhedron of measures of a complete or nearly complete train track.

Lemma 3.2.

- (i) *Let σ be a nearly complete train track. Then $\partial V(\sigma)$ contains no filling lamination. In particular, $\partial V(\sigma) \cap \mathcal{MPML} = \emptyset$.*
- (ii) *Let η be a complete train track. Then the 1-skeleton of $\partial V(\eta)$ contains no filling lamination. In particular, the intersection of the 1-skeleton of $\partial V(\eta)$ with \mathcal{MPML} is empty.*
- (iii) *Let σ be a nearly complete train track. Then $U(\sigma)$ is closed in \mathcal{EL} .*

Proof.

- (i) Let σ be a nearly complete train track. Recall that $\partial V(\sigma)$ is the union of $P(\tau)$ over all recurrent proper subtracks $\tau < \sigma$. We show that no proper subtrack of σ is filling, which immediately implies assertion (i).

Since σ is nearly complete, it carries a filling lamination. Hence its complementary regions are topological discs or once-punctured discs. Thus, on a five-punctured sphere a nearly complete train track has at least five complementary regions. Each of those regions gives a contribution of at least $-\frac{1}{2}$ to the (generalised) Euler characteristic of $S_{0,5}$, with a

contribution of exactly $-\frac{1}{2}$ if and only if the component is a triangle or a once-punctured monogon.

If σ had more than five complementary regions, the fact that $\chi(S_{0,5})$ equals -3 would imply that these regions have to be five once-punctured monogons and one triangle — which would mean that σ was complete.

Hence, σ has four once-punctured monogons and one once-punctured bigon as complementary regions. A proper subtrack $\tau < \sigma$ needs to erase at least one branch of σ , and hence join two of these regions (or one to itself). Thus some complementary region of τ contains either two punctures or an essential curve — hence τ is not filling.

- (ii) Let η be complete. The 1-skeleton of $\partial V(\eta)$ is the union of $P(\tau)$ over recurrent $\tau < \eta$ which are obtained from η by removing at least two branches. Now assertion (ii) follows with the same Euler characteristic argument as in the proof of assertion (i).
- (iii) Let σ be a nearly complete train track. The polyhedron of measures $P(\sigma)$ is a closed set in \mathcal{PML} . Since the topology of \mathcal{EL} is induced by the map ϕ , the set $\phi(P(\sigma) \cap \mathcal{MPML})$ is closed in \mathcal{EL} . However, by assertion (i), we have $P(\sigma) \cap \mathcal{MPML} = V(\sigma) \cap \mathcal{MPML}$ and hence $U(\sigma) = \phi(V(\sigma) \cap \mathcal{MPML})$ is closed in \mathcal{EL} .

□

In the remaining part of this section, our aim is to find a convenient neighbourhood basis for \mathcal{EL} , determined by a certain set of train tracks.

Definition 3.3. Let T be a finite collection of complete train tracks and let Σ be a finite collection of nearly complete train tracks. The pair (T, Σ) is called a *train track partition* if all $V(\tau)$ are pairwise disjoint, for $\tau \in T \cup \Sigma$, and together cover all of \mathcal{MPML} .

Note that in particular all $U(\tau)$ are pairwise disjoint, for $\tau \in T \cup \Sigma$, and cover all of \mathcal{EL} .

Examples 3.4.

- (i) Let P be any pants decomposition for $S_{0,5}$. Let T be the set of complete *standard train tracks* with respect to P (see [PH92, Section 2.6]) and let Σ be their nearly complete subtracks.

We claim that (T, Σ) is a train track partition. To this end, first note that the $P(\eta)$, over $\eta \in T$, cover all of \mathcal{PML} and each projective measured lamination λ is fully carried by a unique subtrack τ of one of

the $\eta \in T$ (see [PH92, Sections 2.7 and 2.8]). In particular, $V(\tau)$ are disjoint for all $\tau \in T \cup \Sigma$. By Lemma 3.2(ii), every $\lambda \in \mathcal{MPML}$ lies in $V(\tau)$ for some $\tau \in T \cup \Sigma$.

We call such a pair (T, Σ) a *standard train track partition*.

- (ii) Let (T, Σ) be a train track partition, and let $\eta \in T$ be a complete train track. Denote by η_L (and η_R) the left (respectively right) split of η along some large branch b . Note that splitting η amounts to cutting $P(\eta)$ along a hyperplane, so that we have $P(\eta) = P(\eta_L) \cup P(\eta_R)$ and $P(\eta_L) \cap P(\eta_R) = P(\sigma)$ for a common subtrack σ of η_L and η_R .

If both η_L and η_R are complete, define T' by replacing $\eta \in T$ by $\{\eta_L, \eta_R\}$. Then, if σ is nearly complete, add σ to Σ to obtain Σ' . If only one of the two train tracks η_L and η_R is complete, replace $\eta \in T$ by this train track to get T' and set $\Sigma' = \Sigma$.

Note that in both cases the resulting pair (T', Σ') is a train track partition. We say that (T', Σ') is obtained from (T, Σ) by a *complete splitting move along b* .

- (iii) Let (T, Σ) be a train track partition. Let $\sigma \in \Sigma$ be any nearly complete train track. Consider the left (respectively right) split σ_L (and σ_R) along some large branch b . As above we have $P(\sigma) = P(\sigma_L) \cup P(\sigma_R)$ and $P(\sigma_L) \cap P(\sigma_R) = P(\tau)$ for a common subtrack τ of σ_L and σ_R . If both σ_L and σ_R are complete, define Σ' by replacing $\sigma \in \Sigma$ by $\{\sigma_L, \sigma_R\}$. Otherwise, replace σ by the train track σ_L or σ_R which is nearly complete. Note that in both cases, by Lemma 3.2(i), the resulting pair (T, Σ') is a train track partition. We say that (T, Σ') is obtained from (T, Σ) by a *nearly complete splitting move along b* .

We now use the above examples to obtain the following.

Theorem 3.5. *There exists a sequence $\mathcal{S} = ((T_k, \Sigma_k))_{k=0}^{\infty}$ of train track partitions satisfying the following two properties.*

(Subdivision) *Let $K \geq k \geq 0$. For each $\eta \in T_K$ there is an $\eta' \in T_k$ such that $V(\eta) \subset V(\eta')$. For each $\sigma \in \Sigma_K$ there is a $\tau \in T_k \cup \Sigma_k$ such that $V(\sigma) \subset V(\tau)$.*

(Fineness) *For each ending lamination λ and each open set W in \mathcal{PML} containing $\phi^{-1}(\lambda)$ there is an open set V satisfying $W \supset V \supset \phi^{-1}(\lambda)$ of the following form.*

Either $V = V(\eta)$ with $\eta \in \mathbb{T}_k$, for some $k \geq 0$, or $V = V(\eta_1) \cup V(\sigma) \cup V(\eta_2)$ with $\eta_i \in \mathbb{T}_{k_i}$, $\sigma \in \Sigma_k$, for some $k_1, k_2, k \geq 0$. In the latter case we additionally require that $P(\sigma) \subset \partial V(\eta_1) \cap \partial V(\eta_2)$ (see Figure 1).

We denote by $\mathcal{V}(\mathcal{S})$ the family of all open sets V of above type.

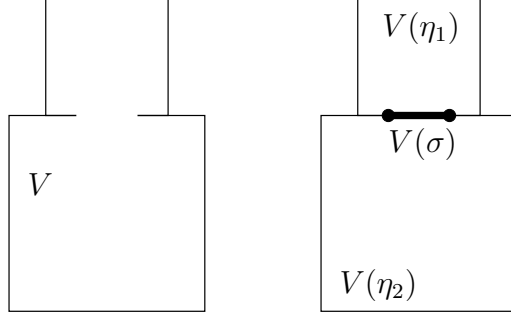


Figure 1: The case where $V = V(\eta_1) \cup V(\sigma) \cup V(\eta_2)$; we draw $V(\sigma)$ thick just to emphasise its presence; note that for simplicity the configuration is depicted in dimension 2 instead of 3.

Before we begin the proof of Theorem 3.5, we record the following.

Remark 3.6. If we have a sequence of train track partitions so that each $(\mathbb{T}_{k+1}, \Sigma_{k+1})$ is obtained from (\mathbb{T}_k, Σ_k) by a complete splitting move or a nearly complete splitting move (see Examples 3.4(ii,iii)), then they satisfy property (Subdivision). Moreover, property (Subdivision) is preserved under passing to a subsequence.

Definition 3.7. We call sequences $\mathcal{S} = ((\mathbb{T}_k, \Sigma_k))_{k=0}^{\infty}$ satisfying (Subdivision) and (Fineness) *good partition sequences*. In this terminology Theorem 3.5 says that there exists a good partition sequence.

Remark 3.8. If $((\mathbb{T}_k, \Sigma_k))_{k=0}^{\infty}$ is a good partition sequence, then for any $K \geq 0$ the sequence $((\mathbb{T}_k, \Sigma_k))_{k=K}^{\infty}$ is also a good partition sequence.

Properties (Subdivision) and (Fineness) have the following immediate consequences for the sets $U(\tau)$ in the ending lamination space.

Corollary 3.9. *Let $\mathcal{S} = \{(\mathbb{T}_k, \Sigma_k)\}_{k=1}^{\infty}$ be a good partition sequence. Then (Subdivision) holds after replacing each $V(\tau)$ with $U(\tau)$. Furthermore, let $\mathcal{U}(\mathcal{S}) = \{\phi(V \cap \mathcal{MPML})\}_{V \in \mathcal{V}(\mathcal{S})}$. Then $\mathcal{U}(\mathcal{S})$ is a neighbourhood basis of \mathcal{EL} .*

We denote by $\Psi: \mathcal{U}(\mathcal{S}) \rightarrow \mathcal{V}(\mathcal{S})$ the map extending the map $\Psi(U(\eta)) = V(\eta)$ by $\Psi(U(\eta_1) \cup U(\sigma) \cup U(\eta_2)) = \Psi(U(\eta_1)) \cup \Psi(U(\sigma)) \cup \Psi(U(\eta_2))$.

The remaining part of this section is devoted to the proof of Theorem 3.5. We need to recall some facts about full splitting sequences.

Let b_1, \dots, b_l be the large branches of a train track τ . Note that, if τ' is obtained from τ by a split at b_i , every b_j is still a large branch of τ' for $j \neq i$. A *full split* of τ (see [Ham09, Section 5]) is a train track which is obtained from τ by splitting at each large branch b_i exactly once. A *full splitting sequence* is a sequence of train tracks $(\tau^i)_i$ such that τ^{n+1} is obtained from τ^n by a full split. For an ending lamination λ carried by τ , a *full λ -splitting sequence* of τ is a full splitting sequence $(\tau^i)_i$ with $\tau^0 = \tau$ and such that each τ^i carries λ .

The following immediate consequence of [Mos03, Theorem 8.5.1] is the central part of the upcoming proof of Theorem 3.5. (A similar theorem is obtained in [Ham09].)

Theorem 3.10. *Let λ be an ending lamination and let $(\tau^i)_i$ be a full λ -splitting sequence of some train track τ . Then we have*

$$\bigcap_{i=1}^{\infty} P(\tau^i) = \phi^{-1}(\lambda).$$

In particular, for any open neighbourhood W of $\phi^{-1}(\lambda)$ in $\mathcal{PM}\mathcal{L}$, there is some $i_0 > 0$ such that for all $i > i_0$, we have $P(\tau^i) \subset W$.

Proof of Theorem 3.5. Let P be a pants decomposition for $S_{0,5}$ and let (T_0, Σ_0) be the associated standard train track partition. We now describe an inductive procedure for building (T_k, Σ_k) , where $k \geq 0$, which will satisfy property (Subdivision) and the following additional two properties.

(Adjacency) If $\mu \in \mathcal{MPML}$ lies in $V(\sigma)$, where $\sigma \in \Sigma_k$ for some $k \geq 0$, then there are $\eta \neq \eta' \in T_k$ such that μ lies in $P(\eta) \cap P(\eta')$. Moreover, the set obtained from

$$V(\eta) \cup V(\eta') \cup (\partial V(\eta) \cap \partial V(\eta'))$$

by removing the 1-skeleta of $P(\eta)$ and $P(\eta')$ is an open neighbourhood of μ (see Figure 2).

(Full splits) If $\tau \in T_k \cup \Sigma_k$ for some $k \geq 0$ and τ' is a complete or nearly complete train track obtained from τ by a full split, then $\tau' \in T_{k+1} \cup \Sigma_{k+1}$.

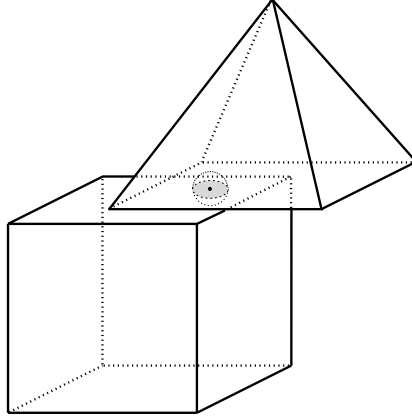


Figure 2: The open neighbourhood as in property (Adjacency).

Note that the standard train track partition (T_0, Σ_0) satisfies property (Adjacency). Moreover, by Lemma 3.2(ii), a train track partition obtained by a complete splitting move or a nearly complete splitting move (see Examples 3.4(ii,iii)) from another train track partition satisfying property (Adjacency), satisfies property (Adjacency) itself.

We now describe our inductive procedure. Suppose that the train track partition (T_k, Σ_k) has already been defined. Roughly speaking we now perform the following operation. For each $\eta \in T_k$ we use complete splitting moves along all large branches of η to obtain (T'_k, Σ'_k) . In the second step we perform nearly complete splitting moves for each $\sigma \in \Sigma_k$ along all large branches of σ to obtain (T_{k+1}, Σ_{k+1}) .

More precisely, let $\eta \in T_k$ be a complete train track. Denote the large branches of η by b_1, \dots, b_l . We now perform a complete splitting move along b_1 to obtain a new partition (T_k^1, Σ_k^1) . The set T_k^1 contains one or two train tracks corresponding to the two possible splits of η along b_1 . Each of those still contains b_2, \dots, b_l as large branches. We perform complete splitting moves along b_2 for those (one or two) train tracks in T_k^1 to obtain the partition (T_k^2, Σ_k^2) . The set T_k^2 contains now up to four train tracks corresponding to the possible splits of η along b_1 and b_2 . We split all these (up to four) train tracks along b_3 and continue this way for all large branches b_1, \dots, b_l until we terminate with (T_k^l, Σ_k^l) .

Note that this partition now contains every full split η^1 of η , if η^1 is a complete train track. Also, we have $T_k \setminus \{\eta\} \subset T_k^l$. Now we repeat the same procedure for all $\eta' \in T_k \setminus \{\eta\}$. The resulting partition (T'_k, Σ'_k) contains for every $\eta \in T_k$ all of its full splits which are complete.

In the second step, we obtain (T_{k+1}, Σ_{k+1}) from (T'_k, Σ'_k) by performing

the analogous operation with all elements of $\Sigma_k \subset \Sigma'_k$. Note that $T_{k+1} = T'_k$. This completes the definition of $\mathcal{S} = ((T_k, \Sigma_k))_{k=0}^\infty$.

Since all (T_k, Σ_k) are obtained from (T_0, Σ_0) by complete splitting moves and nearly complete splitting moves, \mathcal{S} satisfies property (Adjacency). By Remark 3.6, \mathcal{S} satisfies also property (Subdivision). Furthermore, by construction, \mathcal{S} satisfies property (Full splits). We now use this information to derive property (Fineness).

Let $\lambda \in \mathcal{EL}$, and let $W \subset \mathcal{PML}$ be any open set containing $\phi^{-1}(\lambda)$. Let $(\eta^i)_i$ be a full λ -splitting sequence of some $\eta^0 \in T_0$ carrying λ . By property (Full splits), we have $\eta^k \in T_k$. By Theorem 3.10, for sufficiently large k we have $V(\eta^k) \subset W$. Hence if $\phi^{-1}(\lambda) \subset V(\eta^k)$, we are done.

Otherwise, the strategy is roughly speaking the following. Observe that $\phi^{-1}(\lambda)$ needs to lie on a face of the polyhedron $P(\eta^k)$. First we split the polyhedron $P(\eta^k)$ “on the other side” until it is contained in W . Then we split the nearly complete train track carrying λ until its polyhedron of measures lies in the interior of the faces of both $P(\eta^K)$ and $P(\eta'^K)$.

More precisely, by property (Adjacency), there is $\eta'^k \in T_k$ with $\phi^{-1}(\lambda) \subset P(\eta^k) \cap P(\eta'^k)$. By Theorem 3.10 and property (Full splits), there is some $K \geq k$ and $\eta'^K \in T_K$ with $\phi^{-1}(\lambda) \subset P(\eta'^K) \subset W$. Let $\sigma^K \in \Sigma_K$ be the nearly complete train track carrying λ . By property (Adjacency), the set N obtained from

$$V(\eta^K) \cup V(\eta'^K) \cup (\partial V(\eta^K) \cap \partial V(\eta'^K))$$

by removing the 1-skeleta of $P(\eta^K)$ and $P(\eta'^K)$, is an open neighbourhood of $\phi^{-1}(\lambda)$.

By Theorem 3.10 and property (Full splits), there is some $L \geq 0$ and $\sigma^L \in \Sigma_L$ with $\phi^{-1}(\lambda) \subset P(\sigma^L) \subset N$. By Lemma 3.2(i), we have $\phi^{-1}(\lambda) \subset V(\sigma^L)$. We put $V = V(\eta^K) \cup V(\sigma^L) \cup V(\eta'^K)$. Then we have $\phi^{-1}(\lambda) \subset V \subset W$.

Since $P(\sigma^L)$ is 2-dimensional in $\partial V(\eta^K)$ and $\partial V(\eta'^K)$, we have that $V(\sigma^L)$ is open in $\partial V(\eta^K) \cap \partial V(\eta'^K)$. Hence each point of $V(\sigma^L)$ lies in the interior of V , and we conclude that V is open, as desired. \square

4 Almost filling paths

In this section we give some account on Gabai’s method of constructing paths in \mathcal{EL} . This discussion is valid for any surface $S_{g,p}$ with $\xi = 3g - 4 + p \geq 1$. Gabai’s main result is the following.

Theorem 4.1 ([Gab09, Theorem 0.1]). *\mathcal{EL} is connected, path connected and cyclic.*

Here we give some details on Gabai's construction, which we need in the proof of Theorem 1.2. Recall [Gab09] that a geodesic lamination λ is *almost minimal almost filling* if it has the form $\lambda = \lambda^* \cup \gamma$ where λ^* has no isolated leaves, the closed (with respect to the path metric) complement of λ^* supports at most one simple closed geodesic, and γ is either this geodesic or is empty. We denote by $\mathcal{AML} \supset \mathcal{EL}$ the set of all almost minimal almost filling geodesic laminations.

Gabai uses *PL almost filling* paths $h: I = [0, 1] \rightarrow \mathcal{PML}$ satisfying $\phi(h(t)) \in \mathcal{AML}$, $\phi(h(0)), \phi(h(1)) \in \mathcal{EL}$ and some additional properties satisfied by generic PL paths. We do not recall these properties, since we use only the combination of the following results.

Lemma 4.2 ([Gab09, Lemma 2.9]). *Let $h: I \rightarrow \mathcal{PML}$ be a path with $\phi(h(0)), \phi(h(1)) \in \mathcal{EL}$. Then for any $\varepsilon > 0$ there is a PL almost filling path $h': I \rightarrow \mathcal{PML}$ with the same endpoints and such that $h'(t)$ is ε -close to $h(t)$, for all $t \in I$.*

The key element of the proof of Theorem 4.1 is the following crucial result. For a geodesic lamination λ , we denote by $N_\varepsilon^{PT}(\lambda)$ its ε -neighbourhood in the projective tangent bundle of the surface.

Lemma 4.3 ([Gab09, Lemma 5.1]). *If $h: I \rightarrow \mathcal{PML}$ is a PL almost filling path, $\varepsilon > 0, \delta > 0$, then there exists a path $g: I \rightarrow \mathcal{EL}$ with $g(0) = \phi(h(0)), g(1) = \phi(h(1))$ such that for each $t \in [0, 1]$ there exists $s \in I$ with $|s - t| < \delta$ such that $h(s)^* \subset N_\varepsilon^{PT}(\tilde{g}(t))$, for some diagonal extension $\tilde{g}(t)$ of $g(t)$.*

We also need the following lemma, which roughly says that for h and g as in the assertion of Lemma 4.3, the preimage $\phi^{-1}(g(I))$ is not far away from $h(I)$ in \mathcal{PML} . We restrict to the case of the five-punctured sphere (although a version of this result is true in general). This way we may choose a good partition sequence \mathcal{S} (see Definition 3.7). We denote by $\mathcal{V}(\mathcal{S}), \mathcal{U}(\mathcal{S})$ its associated families of open sets in \mathcal{PML} and \mathcal{EL} , respectively (see Theorem 3.5 and Corollary 3.9).

Lemma 4.4. *Let $\lambda_0 \in U \in \mathcal{U}(\mathcal{S})$. Then there is $U' \in \mathcal{U}(\mathcal{S})$ with $\lambda_0 \in U'$ and $\varepsilon > 0$ satisfying the following.*

(i) *Let $\mu \in \Psi(U')$ with $\phi(\mu) \in \mathcal{AML}$. If $\phi(\mu)^*$ lies in $N_\varepsilon^{PT}(\tilde{\lambda})$ for some diagonal extension $\tilde{\lambda}$ of $\lambda \in \mathcal{EL}$, then $\lambda \in U$.*

(ii) *Let $\lambda \in U'$, and $\mu \in \mathcal{PML}$ with $\phi(\mu) \in \mathcal{AML}$. If $\phi(\mu)^*$ lies in $N_\varepsilon^{PT}(\tilde{\lambda})$ for some diagonal extension $\tilde{\lambda}$ of λ , then $\mu \in \Psi(U)$.*

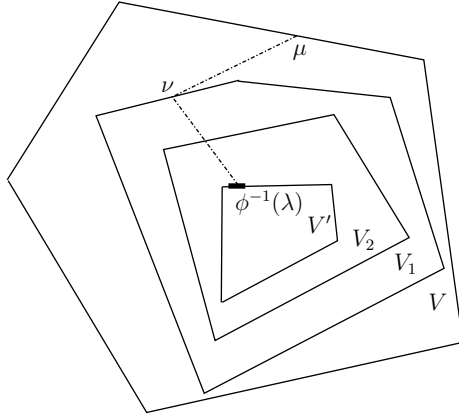


Figure 3: Nested neighbourhoods with possible position of μ and $\phi^{-1}(\lambda)$.

Proof. Part (i) is proved in course of the proof of [Gab09, Theorem 6.1] (local path connectedness of \mathcal{EL}).

For part (ii), let $V = \Psi(U)$. By Theorem 3.5(Fineness), there are neighbourhoods $V_1, V_2, V' \in \mathcal{V}(\mathcal{S})$ of $\phi^{-1}(\lambda_0)$ satisfying $\bar{V}_1 \subset V$, $\bar{V}_2 \subset V_1$, and $\bar{V}' \subset V_2$ (see Figure 3). We prove that $U' = \phi(V' \cap \mathcal{MPML})$ satisfies the assertion of the lemma.

First we claim that if we have $\mu \in \mathcal{PML} \setminus V$ with $\phi(\mu) \in \mathcal{AML}$, then there is a projective measured lamination $\nu \in \mathcal{PML} \setminus V_1$ with support $\phi(\mu)^*$. Indeed, if $\phi(\mu)$ is an ending lamination, then we can take $\nu = \mu$. Otherwise we have $\phi(\mu) = \phi(\mu)^* \cup \gamma$ for some simple closed geodesic γ . Let ν be the projective measured lamination with support $\phi(\mu)^*$ obtained by restricting the measure μ to $\phi(\mu)^*$. By Remark 3.1, the interval of projective measured laminations determined by ν and γ is contained in $\mathcal{PML} \setminus V_1$. This justifies the claim.

By Remark 3.1, the supports of any pair of projective measured laminations in \bar{V}' and $\mathcal{PML} \setminus V_1$ intersect transversally. Observe that \bar{V}' and $\mathcal{PML} \setminus V_1$ are compact in \mathcal{PML} . By super convergence of supports ([Gab09, Proposition 3.2(i)]), there is $\delta > 0$ satisfying the following. For any $\lambda \in \phi(\bar{V}' \cap \mathcal{MPML})$ and $\nu \in \mathcal{PML} \setminus V_1$, the maximal angle of intersection between λ and $\phi(\nu)$ is at least δ . Since $\phi(\nu) = \phi(\mu)^*$, if we pick ε sufficiently small, this violates $\phi(\mu)^* \in N_\varepsilon^{PT}(\tilde{\lambda})$, for any diagonal extension $\tilde{\lambda}$ of λ . \square

5 Proof of the main theorem

Our goal is to prove Theorem 1.2, i.e. to verify that $\mathcal{EL}(S_{0,5})$ is homeomorphic to the Nöbeling curve. By Corollary 2.4, in order to do this we must show

that \mathcal{EL} is a Polish space, that it is connected, locally path connected, of dimension 1, and satisfies the locally finite 1-discs property.

To see that \mathcal{EL} is separable note that the orbit of any ending lamination under the action of the mapping class group is dense in \mathcal{EL} (see e.g. [Ham06b, Corollary 4.2]). Because the mapping class group is finitely generated, this orbit is countable. Since \mathcal{EL} is homeomorphic to the Gromov boundary of the curve graph ([Kla99, Theorem 1.3], compare [Ham06a, Section 1]), it carries a metric defined using the Gromov product (see Bonk–Schramm [BS00, Section 6]). This metric is complete by [BS00, Proposition 6.2]. Hence \mathcal{EL} is a Polish space.

By Theorem 4.1, \mathcal{EL} is connected and locally path connected.

Now we prove that \mathcal{EL} is of dimension 1. Since there are paths in \mathcal{EL} (Theorem 4.1), it is not of dimension 0. In order to prove that \mathcal{EL} is of dimension at most 1, we need to check that any point in \mathcal{EL} has a neighbourhood basis with boundaries of dimension 0. Let $\mathcal{S} = ((T_k, \Sigma_k))_k$ be a good partition sequence, guaranteed by Theorem 3.5. Thus, by Corollary 3.9, it is enough to prove that the boundary of any $U \in \mathcal{U}(\mathcal{S})$ is of dimension 0.

The boundary of any $U \in \mathcal{U}(\mathcal{S})$ is contained in a union of boundaries of up to three $U(\tau)$, where $\tau \in T_k \cup \Sigma_k$, for some k . For $\sigma \in \Sigma_k$ the set $U(\sigma)$ is closed (Lemma 3.2(iii)), so that $\text{Fr } U(\sigma) \subset U(\sigma)$. For fixed k , all $U(\eta)$ with $\eta \in T_k$ are open and disjoint. Hence, if we denote $X_k = \bigcup_{\sigma \in \Sigma_k} U(\sigma)$, we have $\text{Fr } U(\eta) \subset X_k$. By property (Subdivision), for all $K \geq k$ we have $X_K \supset X_k$. Hence the boundary of any $U \in \mathcal{U}(\mathcal{S})$ is contained in X_K , for sufficiently large K . Thus it is enough to prove that for each k the set $X_k = \bigcup_{\sigma \in \Sigma_k} U(\sigma) \subset \mathcal{EL}$ is of dimension 0.

We obtain a neighbourhood basis for each $\lambda \in X_k$ by restricting to X_k the sets $U' \ni \lambda$ from the good neighbourhood basis $\mathcal{U}(\mathcal{S})$. By Remark 3.8, we may assume that $U' = U(\eta)$ or $U' = U(\eta_1) \cup U(\sigma) \cup U(\eta_2)$ where η or all of η_1, σ, η_2 lie in T_K 's and Σ_K 's with K 's at least k . Since for $K \geq k$ we have $\mathcal{EL} \setminus X_K \subset \mathcal{EL} \setminus X_k$, we get that all $U(\eta)$, with $\eta \in T_K$, are disjoint from X_k . Hence U' is of the form $U(\eta_1) \cup U(\sigma) \cup U(\eta_2)$ and $U' \cap X_k \subset U(\sigma)$, for some $\sigma \in \Sigma_K$.

We now prove that actually we have an equality $U' \cap X_k = U(\sigma)$. By property (Subdivision), $U(\sigma)$ is contained in some $U(\tau)$, where $\tau \in T_k \cup \Sigma_k$. Since $\lambda \in U(\sigma) \subset U(\tau)$ and $\lambda \in X_k$, we have $\tau \in \Sigma_k$. Hence $U(\sigma) \subset X_k$. Summarizing, the restriction of U' to X_k equals $U(\sigma)$. By Lemma 3.2(iii), $U(\sigma)$ is closed in \mathcal{EL} , hence it is also closed in X_k . Moreover, $U(\sigma)$ is also open in X_k , since its complement is a finite union of some disjoint closed $U(\sigma')$ with $\sigma' \in \Sigma_K$. Thus the boundary of $U(\sigma)$ in X_k is empty, as desired.

In order to finish the proof of Theorem 1.2, it remains to prove the fol-

lowing, which we do in Section 6.

Proposition 5.1. $\mathcal{EL}(S_{0,5})$ satisfies the locally finite 1-discs property.

6 Universality

In this section we prove Proposition 5.1, which completes the proof of Theorem 1.2.

We have to prove that for any family of paths $f_n: I \rightarrow \mathcal{EL}$, where $n \in \mathbb{N}$, and any open cover \mathcal{U} of \mathcal{EL} , there are paths $g_n: I \rightarrow \mathcal{EL}$ such that

(Local finiteness) for each $\lambda \in \mathcal{EL}$ there is a neighbourhood $U \ni \lambda$ such that $g_n(I) \cap U = \emptyset$ for sufficiently large n ,

(Approximation) for each $t \in I, n \in \mathbb{N}$, there is $U \in \mathcal{U}$ such that both $f_n(t)$ and $g_n(t)$ lie in U .

Because the proof is technically involved, as an illustration we prove the following.

Proposition 6.1. *The Nöbeling curve $N_1^3 \subset \mathbb{R}^3$ satisfies the locally finite 1-discs property.*

Proof. We learned the idea of this proof from Andrzej Nagórko.

We say that a cube $I_1 \times I_2 \times I_3 \subset \mathbb{R}^3$ is m -diadic if the lengths of all I_i equal $\frac{1}{2^m}$ and the endpoints of I_i lie in $\frac{1}{2^m}\mathbb{Z}$.

Assume first, for simplicity, that we are in the special case where there is $m > 0$ such that the open cover \mathcal{U} consists of the interiors of unions of pairs of adjacent m -diadic cubes. Let $\Gamma \subset \mathbb{R}^3$ be the closed set which is the union of all lines parallel to coordinate axes with the fixed coordinate in $\frac{1}{2^m}\mathbb{Z}$. In other words Γ is the union of 1-skeleta of all m -diadic cubes. Observe that Γ is disjoint from N_1^3 .

Let $f_n: I \rightarrow N_1^3$ be the family of paths we want to approximate. We describe the construction of g_n for a fixed $n \in \mathbb{N}$.

There is a partition $J_1 \cup I_1 \cup \dots \cup J_l$ of I into closed intervals with disjoint interiors, such that we have the following. There are m -diadic open cubes V_k , where $0 \leq k \leq l$, such that $f_n(I_k) \subset V_k$ and $f_n(J_k) \subset \text{int } \overline{V_{k-1}} \cup \overline{V_k}$. Denote the endpoints of J_k by s_k, t_k . We can assume $l \geq 1$.

For each pair of adjacent cubes V_{k-1}, V_k we denote by $\Gamma_k \subset \Gamma$ the square loop which is the intersection of Γ with $\partial V_{k-1} \cap \partial V_k$. For $A \subset \mathbb{R}^3$ and $\delta > 0$ we denote by $N_\delta(A)$ the open δ -neighbourhood of A in \mathbb{R}^3 .

For each $1 < k \leq l$ we choose some $p_k \in V_{k-1} \cap N_{\frac{1}{n}}(\Gamma_k)$ satisfying $p_k \in N_1^3$. We put $g_n(s_k) = p_k$. Analogously, for each $1 \leq k < l$ we choose some $q_k \in V_k \cap N_{\frac{1}{n}}(\Gamma_k)$ satisfying $q_k \in N_1^3$. We put $g_n(t_k) = q_k$. We also put $g_n(0) = q_1$ and $g_n(1) = p_l$.

For $0 < k < l$ we choose paths h^{I_k} between q_k and p_{k+1} in the open sets $V_k \cap N_{\frac{1}{n}}(\Gamma)$. This is possible, since the latter sets are neighborhoods of 1-skeleta of V_k , hence they are path connected. We define g_n on I_k by slightly perturbing h^{I_k} relative the endpoints so that we obtain paths in N_1^3 .

Similarly, for $1 \leq k \leq l$ we choose paths h^{J_k} between p_k and q_k in the open sets $\text{int } \overline{V_{k-1} \cup V_k} \cap N_{\frac{1}{n}}(\Gamma_k)$. The latter sets are path connected because Γ_k are 1-spheres. We define g_n on J_k by slightly perturbing h^{J_k} relative the endpoints so that we obtain paths in N_1^3 .

By construction, paths g_n are \mathcal{U} -close to f_n , which means that they satisfy property (Approximation). Moreover, for each n the image of the path g_n is contained in $N_{\frac{1}{n}}(\Gamma)$, where Γ is a closed set disjoint from N_1^3 . This yields property (Local finiteness). This ends the proof in the case of special \mathcal{U} .

In general, we may only assume that \mathcal{U} consists of the interiors of unions of pairs of adjacent m -diadic cubes without the assumption that m is fixed. In other words the cubes might be arbitrarily small. However, we can at least assume that no element of \mathcal{U} is properly contained in another one. We also note the property that if two open diadic cubes intersect, then one of them is contained in the other. We define (the ‘‘attracting grid’’) Γ as the complement in \mathbb{R}^3 of the union of all elements of \mathcal{U} .

Claim.

- (i) For each pair of adjacent cubes V_1, V_2 with $\text{int } \overline{V_1 \cup V_2} \in \mathcal{U}$, the square loop which is the boundary of the common face of V_1 and V_2 is contained in Γ .
- (ii) Let V be a maximal (open) cube among all cube pairs from \mathcal{U} . Then $\partial V \cap \Gamma$ is connected (and nonempty).

Assertion (i) of the claim follows directly from the maximality assumption on the elements of \mathcal{U} . For assertion (ii) observe first that ∂V is a 2-sphere. We obtain $\partial V \cap \Gamma$ by removing from ∂V the intersections with elements of \mathcal{U} . By maximality assumption on V , these elements have the form $\text{int } \overline{V_1 \cup V_2}$, where $V_1 \subset V$ and $V_2 \subset \mathbb{R}^3 \setminus V$. Each intersection of such a set with ∂V is an open 2-disc. By the maximality assumption on the elements of \mathcal{U} , all those 2-discs are disjoint. Hence $\partial V \cap \Gamma$ is obtained from a 2-sphere by removing a disjoint union of open 2-discs, which yields assertion (ii).

We leave it to the reader to verify that the claim allows to perform the same argument as in the special case. \square

We are now prepared for the following.

Proof of Proposition 5.1. By Theorem 3.5, we may assume that $\mathcal{U} \subset \mathcal{U}(\mathcal{S})$, where $\mathcal{U}(\mathcal{S})$ is the open neighbourhood basis coming from some fixed good partition sequence $\mathcal{S} = ((T_k, \Sigma_k))_k$ (see Definition 3.7 and Corollary 3.9). Let $\mathcal{U}' \subset \mathcal{U}(\mathcal{S})$ be an open cover which is a refinement of \mathcal{U} satisfying the assertion of Lemma 4.4(i). In other words, we require that for any $U' \in \mathcal{U}'$, there is $U = U(U') \in \mathcal{U}$ and $\varepsilon = \varepsilon(U') > 0$, so that we have the following. For any $\mu \in V' = \Psi(U')$ with $\phi(\mu) \in \mathcal{AML}$, if $\lambda \in \mathcal{EL}$ and $\phi(\mu)^* \in N_\varepsilon^{PT}(\lambda)$ for some diagonal extension $\tilde{\lambda}$ of λ , then $\lambda \in U$. Without loss of generality we can assume that whenever $U(\eta_1) \cup U(\sigma) \cup V(\eta_2)$ belongs to \mathcal{U}' , then also $U(\eta_1)$ and $U(\eta_2)$ belong to \mathcal{U}' .

We say that a train track $\tau \in T_k \cup \Sigma_k$ *participates in \mathcal{U}'* , if $U(\tau) \in \mathcal{U}'$ or $U(\tau)$ is one of $U(\eta_i), U(\sigma)$ for $U(\eta_1) \cup U(\sigma) \cup U(\eta_2) \in \mathcal{U}'$. Let $T' \subset \bigcup_k T_k$ be the family of all complete train tracks η participating in \mathcal{U}' with maximal $V(\eta)$ with respect to inclusion. In other words, we take all complete train tracks participating in \mathcal{U}' and remove those η whose $V(\eta)$ is properly contained in some $V(\eta')$, where η' is also participating in \mathcal{U}' . Note that by property (Subdivision) $V(\eta)$ and $V(\eta')$ can only intersect if one is contained in the other. We denote the family of $U(\eta)$ over $\eta \in T'$ by $\mathcal{U}(T')$. Denote $\mathcal{V}(T') = \Psi(\mathcal{U}(T'))$. Since $V(\eta)$ were required to be maximal, the elements of $\mathcal{V}(T')$ are pairwise disjoint. Hence the elements of $\mathcal{U}(T')$ are also pairwise disjoint.

Let $\Sigma' \subset \bigcup_k \Sigma_k$ be the family of all nearly complete train tracks σ participating in \mathcal{U}' with maximal $V(\sigma)$ with respect to inclusion, among all $V(\tau)$ with τ participating in \mathcal{U}' . We denote the family of $U(\sigma)$ over $\sigma \in \Sigma'$ by $\mathcal{U}(\Sigma')$ and we put $\mathcal{V}(\Sigma') = \Psi(\mathcal{U}(\Sigma'))$. The elements of $\mathcal{V}(\Sigma')$ are pairwise disjoint and disjoint from the elements of $\mathcal{V}(T')$. Hence the elements of $\mathcal{U}(\Sigma')$ are also pairwise disjoint and disjoint from the elements of $\mathcal{U}(T')$.

Let $\Gamma \subset \mathcal{PML}$ be the closed set which is the complement of the union of all sets in $\mathcal{V}' = \Psi(\mathcal{U}')$. We have $\Gamma \cap \mathcal{MPML} = \emptyset$.

Claim 1.

- (i) For any $\sigma \in \Sigma'$, we have $\partial V(\sigma) \subset \Gamma$.
- (ii) For any $\eta \in T'$ the set $\partial V(\eta) \cap \Gamma$ is connected and nonempty.

Proof of Claim 1.

- (i) Let $\mu \in \partial V(\sigma)$. If $\mu \notin \Gamma$, then there is $V' \in \mathcal{V}'$ with $\mu \in V'$. Since V' is open in \mathcal{PML} , it intersects $V(\sigma)$. The set V' is of the form $V' = V(\eta)$ or $V' = V(\eta_1) \cup V(\sigma') \cup V(\eta_2)$. Thus $V(\sigma)$ intersects $V(\tau)$, for τ equal to one of η, η_i, σ' . Since $\sigma \in \Sigma'$, we have $V(\tau) \subset V(\sigma)$. Hence τ is a nearly complete train track, and therefore $V' = V(\eta_1) \cup V(\sigma') \cup V(\eta_2)$ where σ' is equal to τ . Since $\sigma \in \Sigma'$, we know that $V(\sigma) \supset V(\sigma')$. By hypothesis μ is outside of $V(\sigma)$, hence it lies in $V(\eta_i)$ for some i . But then $V(\eta_i)$ intersects $V(\sigma)$ and like before we get $V(\eta_i) \subset V(\sigma)$, which is a contradiction.
- (ii) First note that $\partial V(\eta)$ is a 2–sphere. $\partial V(\eta)$ is disjoint from any $V(\eta')$, for η' participating in \mathcal{U}' : otherwise $V(\eta')$ intersects $V(\eta)$ and by maximality of $V(\eta)$ (since $\eta \in T'$) we have $V(\eta') \subset V(\eta)$, which is a contradiction. Hence, if for some $V' \in \mathcal{V}'$ the intersection $\partial V(\eta) \cap V'$ is nonempty, then $V' = V(\eta_1) \cup V(\sigma) \cup V(\eta_2)$, where $\sigma \in \Sigma'$, and $\partial V(\eta) \cap V' \subset V(\sigma)$. Moreover, since V' is open, we have that $V(\sigma)$ or one of $V(\eta_i)$ intersects $V(\eta)$. Since $\sigma \in \Sigma'$ this must be one of $V(\eta_i)$. Because $\eta \in T'$, we then have that $V(\eta_i) \subset V(\eta)$. In particular, $P(\sigma) \subset \partial V(\eta_i) \subset P(\eta)$. Again, since $\sigma \in \Sigma'$, we have that $P(\sigma) \subset \partial V(\eta)$. Summarizing, for any $V' \in \mathcal{V}'$ we have that $\partial V(\eta) \cap V' = V(\sigma)$, for some $\sigma \in \Sigma'$, which is an open 2–disc. Hence $\partial V(\eta) \cap \Gamma$ is obtained from the 2–sphere $\partial V(\eta)$ by removing a (possibly infinite) union of disjoint open 2–discs.

□

Let $f_n: I \rightarrow \mathcal{EL}$, where $n \in \mathbb{N}$, be the family of paths we want to approximate. We now independently construct the paths g_n . To this end, we fix $n \in \mathbb{N}$ and note the following.

Claim 2. There is a partition $I_0 \cup J_1 \cup I_1 \cup \dots \cup J_l \cup I_l$ of I into closed intervals with disjoint interiors, with possibly empty I_0, I_l , satisfying the following (see Figure 4).

- $f_n(I_k) \subset U'_k$, for some $U'_k \in \mathcal{U}(T') \subset \mathcal{U}'$, if I_k is nonempty, where $0 \leq k \leq l$.
- $f_n(J_k) \subset \hat{U}_k$, where $\hat{U}_k = U(\eta_k^1) \cup U(\sigma_k) \cup U(\eta_k^2) \in \mathcal{U}'$ with $\sigma_k \in \Sigma'$. Moreover, for $j = k - 1, k$ there is i such that $U(\eta_k^i) \subset U'_j$, if I_j is nonempty, where $1 \leq k \leq l$.

Proof of Claim 2. For the proof it is convenient to introduce the following terminology. We call an element U of $\mathcal{U}(\mathcal{S})$ a *vertex block* if it is of the form

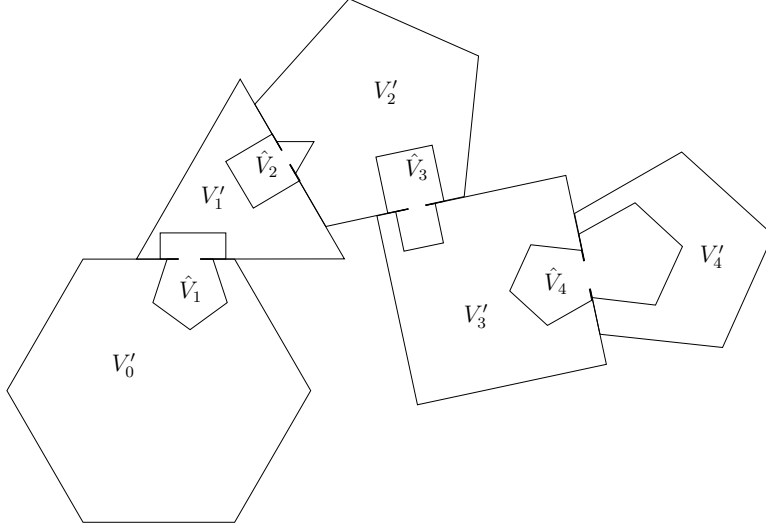


Figure 4: Combinatorics of vertex blocks and edge blocks.

$U(\eta)$ for some complete train track η . We call all other elements of $\mathcal{U}(\mathcal{S})$ *edge blocks*.

Consider now the family \mathcal{Y} , which is the union of all vertex blocks in $\mathcal{U}(\mathbb{T}')$ and edge blocks $U(\eta^1) \cup U(\sigma) \cup U(\eta^2) \in \mathcal{U}'$ with $\sigma \in \Sigma'$, where we pick only one such set for each σ . Observe that \mathcal{Y} forms an open cover of \mathcal{EL} . By compactness of I , a finite subset of \mathcal{Y} covers $f_n(I)$. In particular, there is a partition \mathcal{I} of I into finitely many nontrivial closed intervals with disjoint interiors so that each interval is mapped into a set of \mathcal{Y} . Observe that two consecutive intervals in \mathcal{I} cannot be mapped into different vertex blocks, since the latter are disjoint. Moreover, if two consecutive intervals $I_-, I_+ \in \mathcal{I}$ are mapped into edge blocks $U(\eta_-^1) \cup U(\sigma_-) \cup U(\eta_-^2)$, $U(\eta_+^1) \cup U(\sigma_+) \cup U(\eta_+^2) \in \mathcal{U}'$, then we have the following. Since $\sigma_- \neq \sigma_+$, we have that $f_n(I_- \cap I_+)$ lies in, say, $U(\eta_-^1) \cap U(\eta_+^1)$, hence $U(\eta_-^1)$ and $U(\eta_+^1)$ are contained in the same vertex block $U' \in \mathcal{U}(\mathbb{T}')$. We can then represent $I_- \cup I_+ = I'_- \cup J \cup I'_+$ with $I'_- \subset I_-$, $I'_+ \subset I_+$ and $f_n(J) \subset U'$, where J is nontrivial. To conclude this discussion, we can assume that the intervals in \mathcal{I} are mapped alternatively into vertex blocks and edge blocks of \mathcal{Y} . Furthermore, observe that for each pair of consecutive intervals in \mathcal{I} mapped by f_n to $U(\eta) \in \mathcal{Y}$ and $U(\eta^1) \cup U(\sigma) \cup U(\eta^2) \in \mathcal{Y}$ there is some i with $U(\eta^i) \subset U(\eta)$. This gives rise to I_k, J_k as required. \square

From now on we fix the objects and the notation as in Claim 2. Before we describe the construction of the path g_n , note that to guarantee property (Approximation) it suffices that g_n satisfies the following two properties.

(Approximation i) For each $0 \leq k \leq l$ such that I_k is nonempty we have $g_n(I_k) \subset U(U'_k)$.

(Approximation ii) For each $1 \leq k \leq l$ we have $g_n(J_k) \subset U(\hat{U}_k)$.

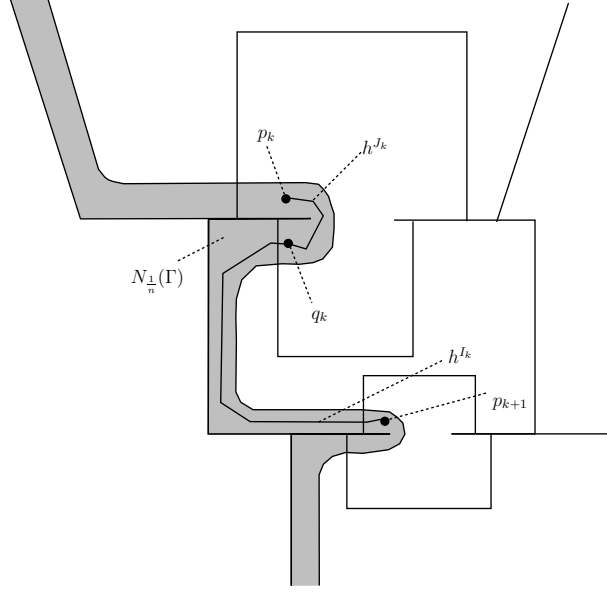


Figure 5: Construction of approximating paths attracted by Γ .

At this point we can define the path g_n . Denote $V'_k = \Psi(U'_k)$ and $\hat{V}_k = \Psi(\hat{U}_k)$. If $l = 0$, we choose any point $p \in V'_0 \cap N_{\perp/n}(\Gamma)$ such that $\phi(p) \in \mathcal{EL}$. This is possible since the open set $V'_0 \cap N_{\perp/n}(\Gamma)$ is nonempty by Claim 1(ii) and \mathcal{MPML} is dense in \mathcal{PML} . We put $g_n(I) \equiv p$, which obviously satisfies properties (Approximation i) and (Approximation ii).

From now on we assume $l \geq 1$. Denote the endpoints of J_k by s_k, t_k . First we claim that for any $1 \leq k \leq l$ with $s_k \neq 0$ the open set $V'_{k-1} \cap \hat{V}_k \cap N_{\perp/n}(\partial V(\sigma_k))$ is nonempty. Indeed, there is an i such that $V(\eta_k^i) \subset V'_{k-1}$. Then we have $\partial V(\sigma_k) \subset \partial V(\eta_k^i) \subset \bar{V}'_{k-1}$. Hence $\partial V(\sigma_k)$ is contained in the closure of $V'_{k-1} \cap \hat{V}_k = V(\eta_k^i)$ and the claim follows.

Thus for each $1 \leq k \leq l$ with $s_k \neq 0$ we can choose some $p_k \in V'_{k-1} \cap \hat{V}_k \cap N_{\perp/n}(\partial V(\sigma_k))$ such that $\phi(p_k) \in \mathcal{EL}$. We put $g_n(s_k) = \phi(p_k)$. Analogously, for each $1 \leq k \leq l$ with $t_k \neq 1$ we choose some $q_k \in V'_k \cap \hat{V}_k \cap N_{\perp/n}(\partial V(\sigma_k))$ such that $\phi(q_k) \in \mathcal{EL}$. We put $g_n(t_k) = \phi(q_k)$. By Claim 1(i) all p_k, q_k lie in $N_{\perp/n}(\Gamma)$.

If $s_1 = 0$ (i.e. if I_0 is empty), then we put $g_n(0) = q_1$, otherwise we put $g_n(I_0) \equiv p_1$. Analogously, if $t_l = 1$ (i.e. if I_l is empty), then we put $g_n(1) = p_l$, otherwise we put $g_n(I_l) \equiv q_l$.

For $0 < k < l$, we choose some PL almost filling paths h^{I_k} between q_k and p_{k+1} in the sets $V'_k \cap N_{\frac{1}{n}}(\Gamma)$ (see Figure 5). This is possible, since the latter sets are open and path connected by Claim 1(ii). To each h^{I_k} we apply Lemma 4.3 with $\varepsilon = \varepsilon'_n = \min\{\varepsilon(U'_k), \frac{1}{n}\}$ (and any δ). We obtain paths $g_n^{I_k}: I_k \rightarrow \mathcal{EL}$ with endpoints $\phi(q_k), \phi(p_{k+1})$, such that the image of $g_n^{I_k}$ lies in $U(U'_k)$. We define g_n on I_k to be equal to $g_n^{I_k}$, which gives property (Approximation i).

Similarly, for $1 \leq k \leq l$ we choose some PL almost filling paths h^{J_k} between p_k and q_k in the sets $\hat{V}_k \cap N_{\frac{1}{n}}(\partial V(\sigma_k))$ (also see Figure 5). This is possible since the latter sets are open and path connected (because $\partial V(\sigma_k)$ are 1-spheres). To each h^{J_k} we apply Lemma 4.3 with $\varepsilon = \hat{\varepsilon}_n = \min\{\varepsilon(\hat{U}_k), \frac{1}{n}\}$. We obtain paths $g_n^{J_k}: J_k \rightarrow \mathcal{EL}$ with endpoints $\phi(p_k), \phi(q_k)$, such that the image of $g_n^{J_k}$ lies in $U(\hat{U}_k)$. We define g_n on J_k to be equal $g_n^{J_k}$, which gives property (Approximation ii).

This concludes the construction of the paths $g_n: I \rightarrow \mathcal{EL}$. By the discussion above they satisfy property (Approximation).

It remains to verify property (Local finiteness). Let $\lambda_0 \in \mathcal{EL}$. Let $V \in \mathcal{V}(\mathcal{S})$ be a neighbourhood of $\phi^{-1}(\lambda_0)$ such that its closure is disjoint from Γ (guaranteed by Theorem 3.5(Fineness)). Put $U = \phi(V \cap \mathcal{MPML}) \in \mathcal{U}(\mathcal{S})$. Let $U' \subset U$ and $\varepsilon > 0$ be as in the assertion of Lemma 4.4(ii) applied to U and λ_0 . For sufficiently large n we have that V is outside $N_{\frac{1}{n}}(\Gamma)$ and $\frac{1}{n} \leq \varepsilon$. Then both $\hat{\varepsilon}_n$ and ε'_n are smaller than ε , and therefore the image of g_n is outside U' . \square

References

- [BS00] M. Bonk and O. Schramm, *Embeddings of Gromov hyperbolic spaces*, *Geom. Funct. Anal.* **10** (2000), no. 2, 266–306.
- [Bow85] P. L. Bowers, *Dense embeddings of sigma-compact, nowhere locally compact metric spaces*, *Proc. Amer. Math. Soc.* **95** (1985), no. 1, 123–130.
- [BCM04] J. F. Brock, R. D. Canary, and Y. N. Minsky, *The classification of Kleinian surface groups II: The Ending Lamination Conjecture* (2004), available at [arXiv:math.GT/0412006](https://arxiv.org/abs/math/0412006).
- [Cur85] D. W. Curtis, *Boundary sets in the Hilbert cube*, *Topology Appl.* **20** (1985), no. 3, 201–221.
- [Dug58] J. Dugundji, *Absolute neighborhood retracts and local connectedness in arbitrary metric spaces*, *Compositio Math.* **13** (1958), 229–246 (1958).

- [Eng78] R. Engelking, *Dimension theory*, North-Holland Publishing Co., Amsterdam, 1978. Translated from the Polish and revised by the author; North-Holland Mathematical Library, 19.
- [Gab09] D. Gabai, *Almost filling laminations and the connectivity of ending lamination space*, *Geom. Topol.* **13** (2009), no. 2, 1017–1041.
- [Ham06a] U. Hamenstädt, *Train tracks and the Gromov boundary of the complex of curves*, *Spaces of Kleinian groups*, London Math. Soc. Lecture Note Ser., vol. 329, Cambridge Univ. Press, Cambridge, 2006, pp. 187–207.
- [Ham06b] ———, *Geometric properties of the mapping class group*, *Problems on mapping class groups and related topics*, Proc. Sympos. Pure Math., vol. 74, Amer. Math. Soc., Providence, RI, 2006, pp. 215–232.
- [Ham09] ———, *Geometry of the mapping class groups. I. Boundary amenability*, *Invent. Math.* **175** (2009), no. 3, 545–609.
- [KLT97] K. Kawamura, M. Levin, and E. D. Tymchatyn, *A characterization of 1-dimensional Nöbeling spaces*, *Proceedings of the 12th Summer Conference on General Topology and its Applications (North Bay, ON, 1997)*, 1997, pp. 155–174.
- [Kla99] E. Klarreich, *The boundary at infinity of the curve complex and the relative Teichmüller space* (1999), available at <http://www.msri.org/people/members/klarreich/curvecomplex.ps>.
- [LS08] C. Leininger and S. Schleimer, *Connectivity of the space of ending laminations* (2008), preprint.
- [LMS08] C. Leininger, M. Mj, and S. Schleimer, *Universal Cannon–Thurston maps and the boundary of the curve complex* (2008), preprint.
- [Luo00] Feng Luo, *Automorphisms of the complex of curves*, *Topology* **39** (2000), no. 2, 283–298.
- [MM99] H. A. Masur and Y. N. Minsky, *Geometry of the complex of curves. I. Hyperbolicity*, *Invent. Math.* **138** (1999), no. 1.
- [Min03] Y. N. Minsky, *The classification of Kleinian surface groups I: models and bounds* (2003), available at [arXiv:math.GT/0302208](http://arxiv.org/abs/math.GT/0302208).
- [Mos03] L. Mosher, *Train track expansions of measured foliations*, 2003, in preparation.
- [PH92] R. C. Penner and J. L. Harer, *Combinatorics of train tracks*, *Annals of Mathematics Studies*, vol. 125, Princeton University Press, Princeton, NJ, 1992.
- [Thu80] W. P. Thurston, *The geometry and topology of three-manifolds* (1980), available at <http://msri.org/publications/books/gt3m/>.