

Estimation of a Discrete Monotone Distribution

Hanna K. Jankowski and Jon A. Wellner

October 20, 2021

Abstract

We study and compare three estimators of a discrete monotone distribution: (a) the (raw) empirical estimator; (b) the “method of rearrangements” estimator; and (c) the maximum likelihood estimator. We show that the maximum likelihood estimator strictly dominates both the rearrangement and empirical estimators in cases when the distribution has intervals of constancy. For example, when the distribution is uniform on $\{0, \dots, y\}$, the asymptotic risk of the method of rearrangements estimator (in squared ℓ_2 norm) is $y/(y+1)$, while the asymptotic risk of the MLE is of order $(\log y)/(y+1)$. For strictly decreasing distributions, the estimators are asymptotically equivalent.

1 Introduction

This paper is motivated in large part by the recent surge of activity concerning “method of rearrangement” estimators for nonparametric estimation of monotone functions: see, for example, Fougères (1997), Dette and Pilz (2006), Dette et al. (2006), Chernozhukov et al. (2009) and Anevski and Fougères (2007). Most of these authors study continuous settings and often start with a kernel type estimator of the density, which involves choices of a kernel and of a bandwidth. Our goal here is to investigate method of rearrangement estimators and compare them to natural alternatives (including the maximum likelihood estimators with and without the assumption of monotonicity) in a setting in which there is less ambiguity in the choice of an initial or “basic” estimator, namely the setting of estimation of a monotone decreasing mass function on the non-negative integers $\mathbb{N} = \{0, 1, 2, \dots\}$.

Suppose that $p = \{p_x\}_{x \in \mathbb{N}}$ is a probability mass function; i.e. $p_x \geq 0$ for all $x \in \mathbb{N}$ and $\sum_{x \in \mathbb{N}} p_x = 1$. Our primary interest here is in the situation in which p is monotone decreasing: $p_x \geq p_{x+1}$ for all $x \in \mathbb{N}$. The three estimators of p we study are:

- (a). the (raw) empirical estimator,
- (b). the method of rearrangement estimator,
- (c). the maximum likelihood estimator.

Notice that the empirical estimator is also the maximum likelihood estimator when no shape assumption is made on the true probability mass function.

Much as in the continuous case our considerations here carry over to the case of estimation of unimodal mass functions with a known (fixed) mode; see e.g. Fougères (1997), Birgé (1987), and Alamatsaz (1993). For two recent papers discussing connections and trade-offs between discrete and continuous models in a related problem involving nonparametric estimation of a monotone function, see Banerjee et al. (2009) and Maathuis and Hudgens (2009).

Distributions from the monotone decreasing family satisfy $\Delta p_x \equiv p_{x+1} - p_x \leq 0$ for all $x \in \mathbb{N}$, and may be written as mixtures of uniform mass functions

$$p_x = \sum_{y \geq 0} \frac{1}{y+1} 1_{\{0, \dots, y\}}(x) q_y. \quad (1.1)$$

Here, the mixing distribution q may be recovered via

$$q_x = -(x+1)\Delta p_x, \quad (1.2)$$

for any $x \in \mathbb{N}$.

REMARK 1.1. From the form of the mass function, it follows that $p_x \leq 1/(x+1)$ for all $x \geq 0$.

Suppose then that we observe X_1, X_2, \dots, X_n i.i.d. random variables with values in \mathbb{N} and with a monotone decreasing mass function p . For $x \in \mathbb{N}$, let

$$\widehat{p}_{n,x} \equiv n^{-1} \sum_{i=1}^n 1_{\{x\}}(X_i)$$

denote the (unconstrained) empirical estimator of the probabilities p_x . Clearly, there is no guarantee that this estimator will also be monotone decreasing, especially for small sample size. We next consider two estimators which do satisfy this property: the rearrangement estimator and the maximum likelihood estimator (MLE).

For a vector $w = \{w_0, \dots, w_k\}$, let $\text{rear}(w)$ denote the reverse-ordered vector such that $w' = \text{rear}(w)$ satisfies $w'_0 \geq w'_1 \geq \dots \geq w'_k$. The rearrangement estimator is then simply defined as

$$\widehat{p}_n^R = \text{rear}(\widehat{p}_n).$$

We can also write $\widehat{p}_{n,x}^R = \sup\{u : Q_n(u) \leq x\}$, where $Q_n(u) \equiv \#\{x : \widehat{p}_{n,x} \geq u\}$.

To define the MLE we again need some additional notation. For a vector $w = \{w_0, \dots, w_k\}$, let $\text{gren}(w)$ be the operator which returns the vector of the $k+1$ slopes of the least concave majorant of the points

$$\left\{ \left(j, \sum_{i=0}^j w_i \right) : j = -1, 0, \dots, k \right\}.$$

Here, we assume that $\sum_{j=0}^{-1} w_j = 0$. The MLE, also known as the Grenander estimator, is then defined as

$$\widehat{p}_n^G = \text{gren}(\widehat{p}_n).$$

Thus, $\widehat{p}_{n,x}^G$ is the left derivative at x of the least concave majorant (LCM) of the empirical distribution function $\mathbb{F}_n(x) = n^{-1} \sum_{i=1}^n 1_{[0,x]}(X_i)$ (where we include the point $(-1, 0)$ to find the left derivative at $x = 0$). Therefore, by definition, the MLE is a vector of local averages over a partition of $\{0, \dots, \max\{X_1, \dots, X_n\}\}$. This partition is chosen by the touchpoints of the LCM with \mathbb{F}_n . It is easily checked that \widehat{p}_n^G corresponds to the isotonic estimator for multinomial data as described in Robertson et al. (1988), pages 7–8 and 38–39.

We begin our discussion with two examples: in the first, p is the uniform distribution, and in the second p is strictly monotone decreasing. To compare the three estimators, we consider several metrics: the ℓ_k norm for $1 \leq k \leq \infty$ and the Hellinger distance. Recall that the Hellinger distance between two mass functions is given by

$$H^2(p, \tilde{p}) = 2^{-1} \int [\sqrt{p} - \sqrt{\tilde{p}}]^2 d\mu = 2^{-1} \sum_{x \geq 0} [\sqrt{p_x} - \sqrt{\tilde{p}_x}]^2,$$

while the ℓ_k metrics are defined as

$$\|p - \tilde{p}\|_k = \begin{cases} (\sum_{x \geq 0} |p_x - \tilde{p}_x|^k)^{1/k} & 1 \leq k < \infty, \\ \sup_{x \geq 0} |p_x - \tilde{p}_x| & k = \infty. \end{cases}$$

In the examples, we compare the Hellinger norm and the ℓ_1 and ℓ_2 metrics, as the behaviour of these differs the most.

EXAMPLE 1. Suppose that p is the uniform distribution on $\{0, \dots, 5\}$. For $n = 100$ independent draws from this distribution we observe $\widehat{p}_n = (0.20, 0.14, 0.11, 0.22, 0.15, 0.18)$. Then $\widehat{p}_n^R = (0.22, 0.20, 0.18, 0.15, 0.14, 0.11)$, and the MLE may be calculated as $\widehat{p}_n^G = (0.20, 0.16, 0.16, 0.16, 0.16, 0.16)$. The estimators are illustrated in Figure 1 (left). The distances of the estimators from the true mass function p are given in Table 1 (left). The maximum likelihood estimator \widehat{p}_n^G is superior in all three metrics shown. To explore this relationship further, we repeated the estimation procedure for 1000 Monte Carlo samples of size $n = 100$ from the uniform distribution. Figure 2 (left) shows boxplots of the metrics for the three estimators. The figure shows that here the rearrangement and empirical estimators have the same behaviour; a relationship which we establish rigorously in Theorem 2.1.

EXAMPLE 2. Suppose that p is the geometric distribution with $p_x = (1 - \theta)\theta^x$ for $x \in \mathbb{N}$ and with $\theta = 0.75$. For $n = 100$ draws from this distribution we observe $\widehat{p}_n, \widehat{p}_n^R$ and \widehat{p}_n^G as shown in Figure 1 (right). The distances of the estimators from the true mass function p are given in Table 1 (right). Here, \widehat{p}_n is outperformed by \widehat{p}_n^G and \widehat{p}_n^R in all the metrics, with \widehat{p}_n^R performing better in the ℓ_1 and ℓ_2 metrics, but not in the Hellinger distance. These relationships appear to hold true in general, see Figure 2 (left) for boxplots of the metrics obtained through Monte Carlo simulation.

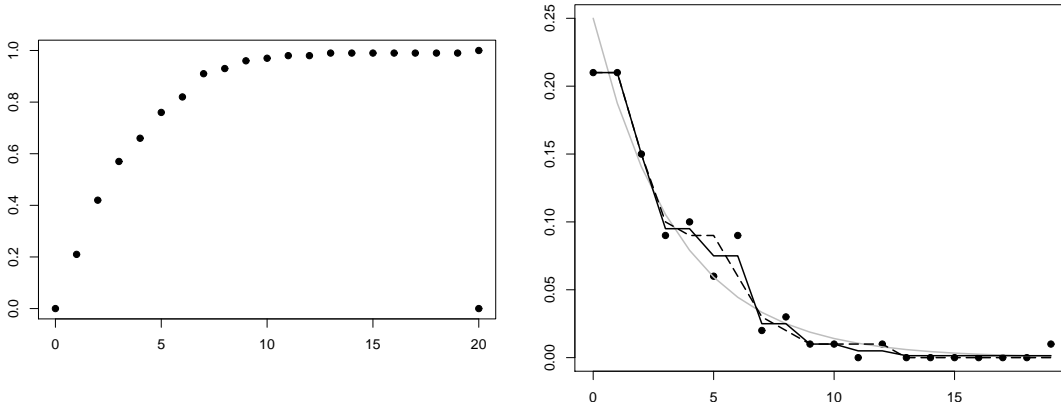


Figure 1: Illustration of MLE and monotone rearrangement estimators: empirical proportions (black dots), monotone rearrangement estimator (dashed line), MLE (solid line), and the true mass function (grey line). Left: the true distribution is the discrete uniform; and right: the true distribution is the geometric distribution with $\theta = 0.75$. In both cases a sample size of $n = 100$ was observed.

Table 1: Distances between true p and estimators

	Example 1			Example 2		
	$H(\tilde{p}, p)$	$\ \tilde{p} - p\ _2$	$\ \tilde{p} - p\ _1$	$H(\tilde{p}, p)$	$\ \tilde{p} - p\ _2$	$\ \tilde{p} - p\ _1$
$\tilde{p} = \hat{p}_n$	0.08043	0.09129	0.2	0.1641	0.07425	0.2299
$\tilde{p} = \hat{p}_n^R$	0.08043	0.09129	0.2	0.1290	0.06115	0.1821
$\tilde{p} = \hat{p}_n^G$	0.03048	0.03651	0.06667	0.09553	0.06302	0.1887

The above examples illustrate our main conclusion: the MLE performs better when the true distribution p has intervals of constancy, while the MLE and rearrangement estimators are competitive when p is strictly monotone. Asymptotically, it turns out that the MLE is superior if p has any periods of constancy, while the empirical and rearrangement estimators are equivalent. However, if p is strictly monotone, then all three estimators have the same asymptotic behaviour.

Both the MLE and monotone rearrangement estimators have been considered in the literature for the decreasing probability density function. The MLE, or Grenander estimator, has been studied extensively, and much is known about its behaviour. In particular, if the true density is locally strictly decreasing, then the estimator converges at a rate of $n^{1/3}$, and if the true density is locally flat, then the estimator converges at a rate of $n^{1/2}$, cf. Prakasa Rao (1969); Carolan and Dykstra (1999), and the references therein for a further history of the problem. In both cases the limiting distribution is characterized via the LCM of a Gaussian process.

The monotone rearrangement estimator for the continuous density was introduced by

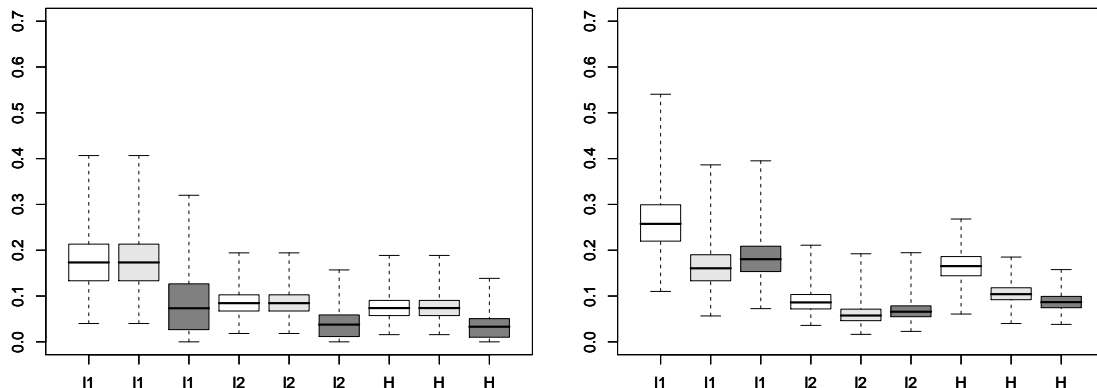


Figure 2: Monte Carlo comparison of the estimators: boxplots of $m = 1000$ distances of the estimators \hat{p}_n (white), \hat{p}_n^R (light grey) and \hat{p}_n^G (dark grey) from the truth for a sample size of $n = 100$. Left: the true distribution is the discrete uniform; and right: the true distribution is the geometric distribution with $\theta = 0.75$.

Fougères (1997) (see also Dette and Pilz (2006)). It is found by calculating the monotone rearrangement of a kernel density estimator (see e.g. Lieb and Loss (1997)). Fougères (1997) shows that this estimator also converges at the $n^{1/3}$ rate if the true density is locally strictly decreasing, and it is shown through Monte Carlo simulations that it has better behaviour than the MLE for small sample size. The latter is done by comparing the L_1 metrics for different, strictly decreasing, densities. Unlike our Example 2, the Hellinger distance is not considered.

The outline of this paper is as follows. In Section 2 we show that all three estimators are consistent. We also establish some small sample size relationships between the estimators. Section 3 is dedicated to the limiting distributions of the estimators, where we show that the rate of convergence is $n^{1/2}$ for all three estimators. Unlike the continuous case, the local behaviour of the MLE is equivalent to that of the empirical estimator when the true mass function is strictly decreasing. In Section 4 we consider the limiting behaviour of the ℓ_p and Hellinger distances of the estimators. In Section 5, we consider the estimation of the mixing distribution q . Proofs and some technical results are given in Section 6. R code to calculate the maximum likelihood estimator (i.e. $\text{gren}(\hat{p}_n^G)$) is available from the website of the first author: (will be provided).

2 Some inequalities and consistency results

We begin by establishing several relationships between the three different estimators.

THEOREM 2.1. (i). Suppose that p is monotone decreasing. Then

$$\max\{H(\hat{p}_n^G, p), H(\hat{p}_n^R, p)\} \leq H(\hat{p}_n, p), \quad (2.3)$$

$$\max\{\|\hat{p}_n^G - p\|_k, \|\hat{p}_n^R - p\|_k\} \leq \|\hat{p}_n - p\|_k, \quad 1 \leq k \leq \infty. \quad (2.4)$$

(ii). If p is the uniform distribution on $\{0, \dots, y\}$ for some integer y , then

$$\begin{aligned} H(\widehat{p}_n, p) &= H(\widehat{p}_n^R, p), \\ \|\widehat{p}_n^R - p\|_k &= \|\widehat{p}_n - p\|_k, \quad 1 \leq k \leq \infty. \end{aligned}$$

(iii). If \widehat{p}_n is monotone then $\widehat{p}_n^G = \widehat{p}_n^R = \widehat{p}_n$. Under the discrete uniform distribution on $\{0, \dots, y\}$, this occurs with probability

$$P(\widehat{p}_{n,0} \geq \widehat{p}_{n,1} \geq \dots \geq \widehat{p}_{n,y}) \rightarrow \frac{1}{(y+1)!} \quad \text{as } n \rightarrow \infty.$$

If p is strictly monotone with the support of p equal to $\{0, \dots, y\}$ where $y \in \mathbb{N}$, then

$$P(\widehat{p}_{n,0} \geq \widehat{p}_{n,1} \geq \dots \geq \widehat{p}_{n,y}) \rightarrow 1,$$

as $n \rightarrow \infty$.

Let \mathcal{P} denote the collection of all decreasing mass functions on \mathbb{N} . For any estimator \widetilde{p}_n of $p \in \mathcal{P}$ and $k \geq 1$ let the loss function L_k be defined by $L_k(p, \widetilde{p}_n) = \sum_{x \geq 0} |\widetilde{p}_{n,x} - p_x|^k$, with $L_\infty(p, \widetilde{p}_n) = \sup_{x \geq 0} |\widetilde{p}_{n,x} - p_x|$. The risk of \widetilde{p}_n at p is then defined as

$$R_k(p, \widetilde{p}_n) = E_p \left[\sum_{x \geq 0} |\widetilde{p}_{n,x} - p_x|^k \right]. \quad (2.5)$$

COROLLARY 2.2. When $k = 2$, and for any sample size n , it holds that

$$\sup_{\mathcal{P}} R_2(p, \widehat{p}_n^G) \leq \sup_{\mathcal{P}} R_2(p, \widehat{p}_n^R) = \sup_{\mathcal{P}} R_2(p, \widehat{p}_n).$$

Based on these results, we now make the following remarks.

1. It is always better to use a monotone estimator (either \widehat{p}_n^R or \widehat{p}_n^G) to estimate a monotone mass function.
2. If the true distribution is uniform, then clearly the MLE is the better choice.
3. If the true mass function is strictly monotone, then the estimators \widehat{p}_n^R and \widehat{p}_n^G should be asymptotically equivalent. We make this statement more precise in Sections 3 and 4. Figure 2 (right) shows that in this case \widehat{p}_n^R and \widehat{p}_n^G have about the same performance for $n = 100$.
4. When only the monotonicity constraint is known about the true p , then, by Corollary 2.2, \widehat{p}_n^G is a better choice of estimator than \widehat{p}_n^R .

REMARK 2.3. In continuous density estimation one of the most popular measures of distance is the L_1 norm, which corresponds to the ℓ_1 norm on mass functions. However, for discrete mass functions, it is more natural to consider the ℓ_2 norm. One of the reasons is made clear in the following sections (cf. Theorem 3.8, Corollaries 4.1 and 4.2, and Remark 4.4). The ℓ_2 space is the smallest space in which we obtain convergence results, without additional assumptions on the true distribution p .

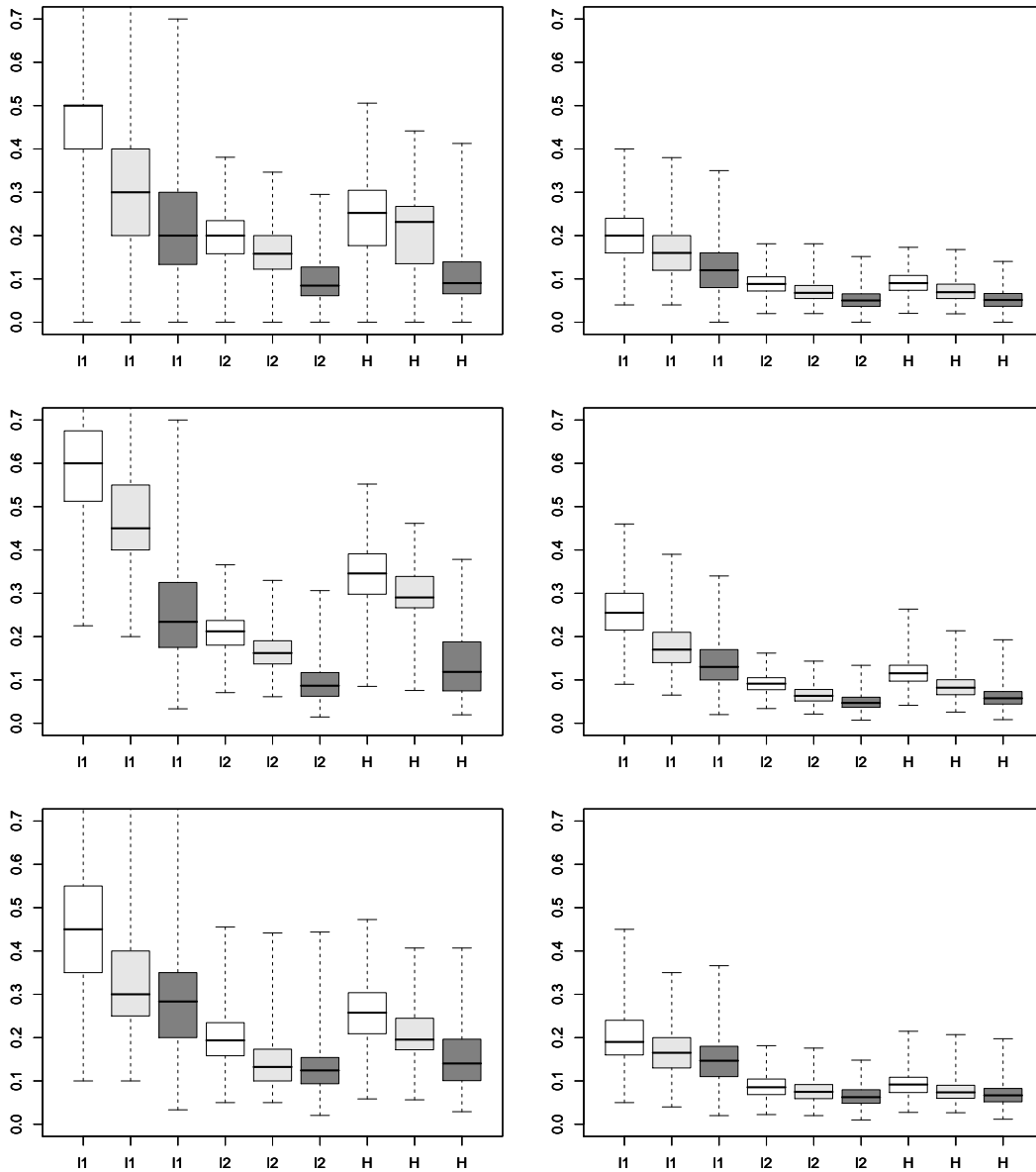


Figure 3: Comparison of the estimators \hat{p}_n (white), \hat{p}_n^R (light grey) and \hat{p}_n^G (dark grey).

To examine more closely the case when the true distribution p is neither uniform nor strictly monotone we turn to Monte Carlo simulations. Let $p^{U(y)}$ denote the uniform mass function on $\{0, \dots, y\}$. Figure 3 shows boxplots of $m = 1000$ samples of the estimators for three distributions:

- (a). (top) $p = 0.2p^{U(3)} + 0.8p^{U(7)}$
- (b). (centre) $p = 0.15p^{U(3)} + 0.1p^{U(7)} + 0.75p^{U(11)}$

(c). (bottom) $p = 0.25p^{U(1)} + 0.2p^{U(3)} + 0.15p^{U(5)} + 0.4p^{U(7)}$

On the left we have a small sample size of $n = 20$, while on the right $n = 100$. For each distribution and sample size, we calculate the three estimators (the estimators \widehat{p}_n , \widehat{p}_n^R and \widehat{p}_n^G are shown in white, light grey and dark grey, respectively) and compute their distance functions from the truth (Hellinger, ℓ_1 , and ℓ_2). Note that the MLE outperforms the other estimators in all three metrics, even for small sample sizes. It appears also that the more regions of constancy the true mass function has, the better the relative performance of the MLE, even for small sample size (see also Figure 2). By considering the asymptotic behaviour of the estimators, we are able to make this statement more precise in Section 4.

All three estimators are consistent estimators of the true distribution, regardless of their relative performance.

THEOREM 2.4. Suppose that p is monotone decreasing. Then all three estimators \widehat{p}_n , \widehat{p}_n^G and \widehat{p}_n^R are consistent estimators of p in the sense that

$$\rho(\tilde{p}_n, p) \rightarrow 0$$

almost surely as $n \rightarrow \infty$ for $\tilde{p}_n = \widehat{p}_n, \widehat{p}_n^G$ and \widehat{p}_n^R , whenever $\rho(\tilde{p}, p) = H(\tilde{p}, p)$ or $\rho(\tilde{p}, p) = \|\tilde{p} - p\|_k, 1 \leq k \leq \infty$.

As a corollary, we obtain the following Glivenko-Cantelli type result.

COROLLARY 2.5. Let $\widehat{F}_n^R(x) = \sum_{y=0}^x \widehat{p}_{n,y}^R$ and $\widehat{F}_n^G(x) = \sum_{y=0}^x \widehat{p}_{n,y}^G$, with $F(x) = \sum_{y=0}^x p_y$. Then

$$\sup_{x \geq 0} |\widehat{F}_n^R(x) - F(x)| \rightarrow 0 \quad \text{and} \quad \sup_{x \geq 0} |\widehat{F}_n^G(x) - F(x)| \rightarrow 0,$$

almost surely.

3 Limiting distributions

Next, we consider the large sample behaviour of $\widehat{p}_n, \widehat{p}_n^R$ and \widehat{p}_n^G . To do this, define the fluctuation processes Y_n, Y_n^R , and Y_n^G as

$$\begin{aligned} Y_{n,x} &= \sqrt{n}(\widehat{p}_{n,x} - p_x), \\ Y_{n,x}^R &= \sqrt{n}(\widehat{p}_{n,x}^R - p_x), \\ Y_{n,x}^G &= \sqrt{n}(\widehat{p}_{n,x}^G - p_x). \end{aligned}$$

Regardless of the shape of p , the limiting distribution of Y_n is well-known. In what follows we use the notation $Y_{n,x} \rightarrow_d Y_{n,x}$ to denote weak convergence of random variables in \mathbb{R} (we also use this notation for \mathbb{R}^d), and $Y_n \Rightarrow Y$ to denote that the process Y_n converges weakly to the process Y . Let $Y = \{Y_x\}_{x \in \mathbb{N}}$ be a Gaussian process on the Hilbert space ℓ_2 with mean zero and covariance operator \mathbf{S} such that $\langle \mathbf{S} e_{(x)}, e_{(x')} \rangle = p_x \delta_{x,x'} - p_x p_{x'}$, where $e_{(x)}$ denotes a

sequence which is one at location x , and zero everywhere else. The process is well-defined, since

$$\text{trace } \mathbf{S} = E [\|Y\|_2^2] = \sum_{x \geq 0} p_x(1 - p_x) < \infty.$$

For background on Gaussian processes on Hilbert spaces we refer to Parthasarathy (1967).

THEOREM 3.1. For any mass function p , the process Y_n satisfies $Y_n \Rightarrow Y$ in ℓ_2 .

REMARK 3.2. We assume that Y is defined only on the support of the mass function p . That is, let $\kappa = \sup\{x : p_x > 0\}$. If $\kappa < \infty$ then $Y = \{Y_x\}_{x=0}^\kappa$.

3.1 Local Behaviour

At a fixed point x there are only two possibilities for the true mass function p : either x belongs to a flat region for p (i.e. $p_r = \dots = p_x = \dots = p_s$ for some $r \leq x \leq s$), or p is strictly decreasing at x : $p_{x-1} > p_x > p_{x+1}$. In the first case the three estimators exhibit different limiting behaviour, while in the latter all three have the same limiting distribution. In some sense, this result is not surprising. Suppose that x is such that $p_{x-1} > p_x > p_{x+1}$. Then asymptotically this will hold also for $\hat{p}_n : \hat{p}_{n,x-k} > \hat{p}_{n,x} > \hat{p}_{n,x+k}$ for $k \geq 1$ and for sufficiently large n . Therefore, in the rearrangement of \hat{p}_n the values at x will always stay the same, i.e. $\hat{p}_{n,x}^R = \hat{p}_{n,x}$. Similarly, the empirical distribution function \mathbb{F}_n will also be locally concave at x , and therefore both $x, x - 1$ will be touchpoints of \mathbb{F}_n with its LCM. This implies that $\hat{p}_{n,x}^G = \hat{p}_{n,x}$.

On the other hand, suppose that x is such that $p_{x-1} = p_x = p_{x+1}$. Then asymptotically the empirical density will have random order near x , and therefore both re-orderings (either via rearrangement or via the LCM) will be necessary to obtain $\hat{p}_{n,x}^R$ and $\hat{p}_{n,x}^G$.

3.1.1 When p is flat at x .

We begin with some notation. Let $q = \{q_x\}_{x \in \mathbb{N}}$ be a sequence, and let $r \leq s$ be positive integers. We define $q^{(r,s)} = \{q_r, q_{r+1}, \dots, q_{s-1}, q_s\}$ to be the r through s elements of q .

PROPOSITION 3.3. Suppose that for some $r, s \in \mathbb{N}$ with $s - r \geq 1$ the probability mass function p satisfies $p_{r-1} > p_r = \dots = p_s > p_{s+1}$. Then

$$\begin{aligned} (Y_n^R)^{(r,s)} &\rightarrow_d \text{rear}(Y^{(r,s)}), \\ (Y_n^G)^{(r,s)} &\rightarrow_d \text{gren}(Y^{(r,s)}). \end{aligned}$$

The last statement of the above theorem is the discrete version of the same result in the continuous case due to Carolan and Dykstra (1999) for a density with locally flat regions. Thus, both the discrete and continuous settings have similar behaviour in this situation. Figure 4 shows the exact and limiting cumulative distribution functions when $p = 0.2p^{U(3)} + 0.8p^{U(7)}$ (same as in Figure 3, top) at locations $x = 4$ and $x = 7$. Note the significantly “more

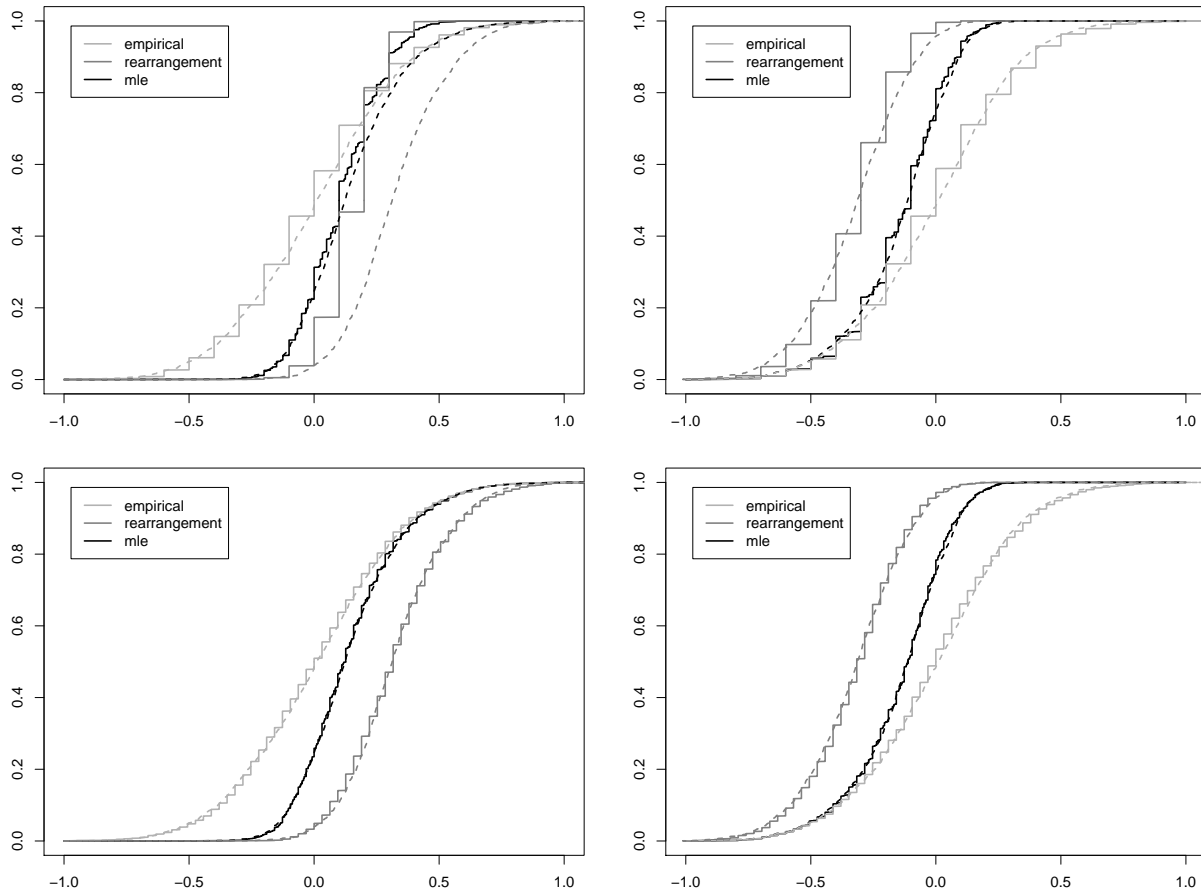


Figure 4: The limiting distributions at $x = 4$ (left) and at $x = 7$ (right) when $p = 0.2p^{U(3)} + 0.8p^{U(7)}$: the limiting distributions are shown (dashed) along with the exact distributions (solid) of Y_n, Y_n^R, Y_n^G for $n = 100$ (top) and $n = 1000$ (bottom).

discrete” behaviour of the empirical and rearrangement estimators in comparison with the MLE. Also note the lack of accuracy in the approximation at $x = 4$ when $n = 100$ (top left), which is more prominent for the rearrangement estimator. This occurs because $x = 4$ is a boundary point, in the sense that $p_3 > p_4$, and is therefore least resilient to any global changes in \hat{p}_n . Lastly, note that the distribution functions satisfy $F_{Y_4} > F_{Y_4^G} > F_{Y_4^R}$ at $x = 4$ while at $x = 7$, $F_{Y_7^R} > F_{Y_7^G} > F_{Y_7}$. It is not difficult to see that the relationships $Y_4^R \geq Y_4^G \geq Y_4$ and $Y_7^R \leq Y_7^G \leq Y_7$ must hold from the definition of $(Y^R)^{(4,7)} = \text{rear}(Y^{(4,7)})$ and $(Y^G)^{(4,7)} = \text{gren}(Y^{(4,7)})$.

PROPOSITION 3.4. Let $\theta = p_r = \dots = p_s$, and let $\tilde{Y}^{(r,s)}$ denote a multivariate normal vector with mean zero and variance matrix $\{\sigma_{i,j}\}_{i,j=r}^s$ where

$$\sigma_{i,j} = \alpha\delta_{i,j} - \alpha^2,$$

for $\alpha^{-1} = s - r + 1$. Let Z be a standard normal random variable independent of $\tilde{Y}^{(r,s)}$, and

let $\tau = s - r + 1$. Then

$$\text{gren}(Y^{(r,s)}) =_d \sqrt{\frac{\theta}{\tau}} \left(\sqrt{1 - \theta\tau} Z + \tau \text{gren}(\tilde{Y}^{(r,s)}) \right).$$

Note that the behaviour of $\text{gren}(Y^{(r,s)})$ and $\text{gren}(\tilde{Y}^{(r,s)})$ will be quite different since $\sum_{x=r}^s \tilde{Y}_x^{(r,s)} = 0$ almost surely, but the same is not true for $Y^{(r,s)}$.

REMARK 3.5. To match the notation of Carolan and Dykstra (1999), note that $\tau \text{gren}(\tilde{Y}^{(r,s)})$ is equivalent to the left slopes at the points $\{1, \dots, \tau\}/\tau$ of the least concave majorant of standard Brownian bridge at the points $\{0, 1, \dots, \tau\}/\tau$. This random vector most closely matches the left derivative of the least concave majorant of the Brownian bridge on $[0, 1]$, which is the process that shows up in the limit for the continuous case.

3.1.2 When p is strictly monotone at x .

In this situation, the three estimators $\hat{p}_{n,x}$, $\hat{p}_{n,x}^R$ and $\hat{p}_{n,x}^G$ have the same asymptotic behaviour. This is considerably different than what happens for continuous densities, and occurs because of the inherent discreteness of the problem for probability mass functions.

PROPOSITION 3.6. Suppose that for some $r, s \in \mathbb{N}$ with $s - r \geq 0$ the probability mass function p satisfies $p_{r-1} > p_r > \dots > p_s > p_{s+1}$. Then

$$\begin{aligned} (Y_n^R)^{(r,s)} &\rightarrow_d Y^{(r,s)} \text{ in } \mathbb{R}^{s-r+1}, \\ (Y_n^G)^{(r,s)} &\rightarrow_d Y^{(r,s)} \text{ in } \mathbb{R}^{s-r+1}. \end{aligned}$$

REMARK 3.7. We note that the convergence results of Propositions 3.3 and 3.6 also hold jointly. That is, convergence of the three processes $(Y_n^{(r,s)}, (Y_n^R)^{(r,s)}, (Y_n^G)^{(r,s)})$ may also be proved jointly in $\mathbb{R}^{3(s-r+1)}$.

3.2 Convergence of the Process

We now strengthen these results to obtain convergence of the processes Y_n^R and Y_n^G in ℓ_2 . Note that the limit of Y_n has already been stated in Theorem 3.1.

THEOREM 3.8. Let Y be the Gaussian process defined in Theorem 3.1, with p a monotone decreasing distribution. Define Y^R and Y^G as the processes obtained by the following transforms of Y : for all periods of constancy of p , i.e. for all $s \geq r$ with $s - r \geq 1$ such that $p_{r-1} > p_r = \dots = p_x = \dots = p_s > p_{s+1}$ let

$$\begin{aligned} (Y^R)^{(r,s)} &= \text{rear}(Y^{(r,s)}) \\ (Y^G)^{(r,s)} &= \text{gren}(Y^{(r,s)}). \end{aligned}$$

Then $Y_n^R \Rightarrow Y^R$, and $Y_n^G \Rightarrow Y^G$ in ℓ_2 .

The two extreme cases, p strictly monotone decreasing and p equal to the uniform distribution, may now be considered as corollaries. By studying the uniform case, we also study the behaviour of Y^G (via Proposition 3.4), and therefore we consider this case in detail.

COROLLARY 3.9. Suppose that p is strictly monotone decreasing. That is, suppose that $p_x > p_{x+1}$ for all $x \geq 0$. Then $Y_n^R \Rightarrow Y$ and $Y_n^G \Rightarrow Y$ in ℓ_2 .

3.2.1 The Uniform Distribution

Here, the limiting distribution Y is a vector of length $y + 1$ having a multivariate normal distribution with $E[Y_x] = 0$ and $\text{cov}(Y_x, Y_z) = (y + 1)^{-1} \delta_{x,z} - (y + 1)^{-2}$.

COROLLARY 3.10. Suppose that p is the uniform probability mass function on $\{0, \dots, y\}$, where $y \in \mathbb{N}$. Then $Y_n^R \rightarrow_d \text{rear}(Y)$ and $Y_n^G \rightarrow_d \text{gren}(Y)$.

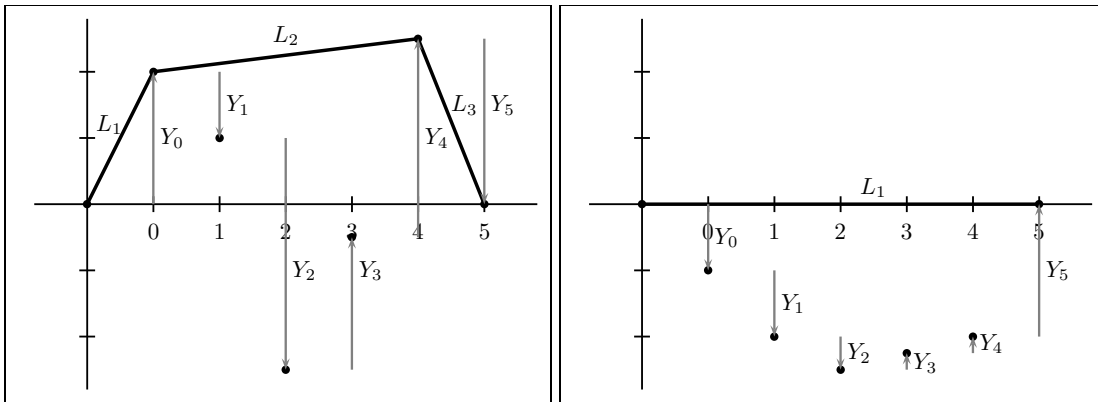


Figure 5: The relationship between the limiting process Y and the least concave majorant of its partial sums for the uniform distribution on $\{0, \dots, 5\}$. Left: the slopes of the lines L_1, L_2 and L_3 give the values $\text{gren}(Y)_0, \text{gren}(Y)_1 = \dots = \text{gren}(Y)_4$ and $\text{gren}(Y)_5$, respectively. Right: the discrete Brownian bridge lies entirely below zero. Therefore, its LCM is zero, and also $\text{gren}(Y) \equiv 0$. This event occurs with positive probability (see also Figure 6).

The limiting process $\text{gren}(Y)$ may also be described as follows. Let $\mathbb{U}(\cdot)$ denote the standard Brownian bridge process on $[0, 1]$, and write $U_k = \sum_{j=0}^k Y_j$ for $k = -1, \dots, y$. Then we have equality in distribution of

$$U = \{U_{-1}, U_0, \dots, U_{y-1}, U_y\} \stackrel{d}{=} \left\{ \mathbb{U} \left(\frac{k+1}{y+1} \right) : k = -1, \dots, y \right\}.$$

In particular we have that $U_{-1} = U_y = \sum_{j=0}^y Y_j = 0$. Thus, the process U is a discrete analogue of the Brownian bridge, and $\text{gren}(Y)$ is the vector of (left) derivatives of the least concave majorant of $\{(j, U_j) : j = -1, \dots, y\}$. Figure 5 illustrates two different realizations of the processes Y and $\text{gren}(Y)$.

REMARK 3.11. Note that if the discrete Brownian Bridge is itself convex, then the limits $Y, \text{rear}(Y)$ and $\text{gren}(Y)$ will be equivalent. This occurs with probability

$$P(Y \equiv \text{rear}(Y) \equiv \text{gren}(Y)) = \frac{1}{(y+1)!}.$$

The result matches that in part (iii) of Theorem 2.1.

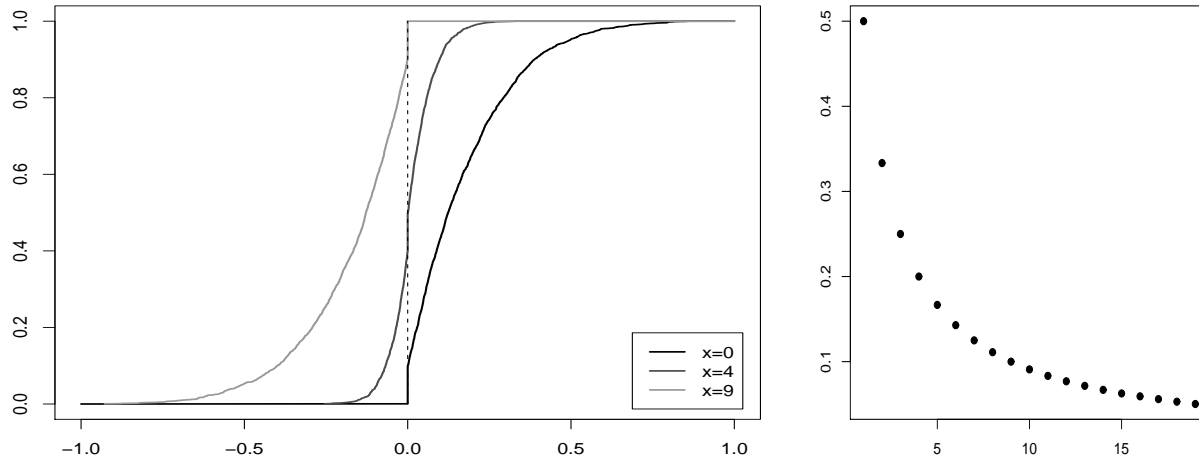


Figure 6: Limiting distribution of the MLE for the uniform case with $y = 9$: marginal cumulative distribution functions at $x = 0, 4, 9$ (left). The probability that $\text{gren}(Y) \equiv 0$ is plotted for different values of y (right). For $y = 9$, it is equal to 0.0999.

Figure 6 examines the behaviour of the limiting distribution of the MLE for several values of x . Since this is found via the LCM of the discrete Brownian bridge, it maintains the monotonicity property in the limit: that is, $\text{gren}(Y)_x \geq \text{gren}(Y)_{x+1}$. This can easily be seen by examining the marginal distributions of $\text{gren}(Y)$ for different values of x (Figure 6, left). For each x , there is a positive probability that $\text{gren}(Y)_x = 0$. This occurs if the discrete Brownian bridge lies entirely below zero and then the least concave majorant is identically zero, in which case $\text{gren}(Y)_x = 0$ for all $x = 0, \dots, y$ (as in Figure 5, right). The probability of this event may be calculated exactly using the distribution function of the multivariate normal. Figure 6 (right), shows several values for different y .

4 Limiting distributions for the metrics

In the previous section we obtained asymptotic distribution results for the three estimators. To compare the estimators, we need to also consider convergence of the Hellinger and ℓ_k metrics. Our results show that \hat{p}_n^R and \hat{p}_n are asymptotically equivalent (in the sense that the metrics have the same limit). The MLE is also asymptotically equivalent, but if and

only if p is strictly monotone. If p has any periods of constancy, then the MLE has better asymptotic behaviour. Heuristically, this happens because, by definition, Y^G is a sequence of local averages of Y , and averages have smaller variability. Furthermore, the more and larger the periods of constancy, the better the MLE performs, see, in particular, Proposition 4.5 below. These results quantify, for large sample size, the observations of Figure 3.

The rate of convergence of the ℓ_2 metric is an immediate consequence of Theorem 3.8. Below, the notation $Z_1 \leq_S Z_2$ denotes stochastic ordering: i.e. $P(Z_1 > x) \leq P(Z_2 > x)$ for all $x \in \mathbb{R}$ (the ordering is strict if both inequalities are replaced with strict inequalities).

COROLLARY 4.1. Suppose that p is a monotone decreasing distribution. Then, for any $2 \leq k \leq \infty$,

$$\begin{aligned}\sqrt{n}|\widehat{p}_n - p|_k &= \|Y_n\|_k \rightarrow_d \|Y\|_k, \\ \sqrt{n}|\widehat{p}_n^R - p|_k &= \|Y_n^R\|_k \rightarrow_d \|Y\|_k, \\ \sqrt{n}|\widehat{p}_n^G - p|_k &= \|Y_n^G\|_k \rightarrow_d \|Y^G\|_k \leq_S \|Y\|_k.\end{aligned}$$

If p is not strictly monotone, then \leq_S may be replaced with $<_S$. The above convergence also holds in expectation (that is, $E[\|Y_n\|_k^k] \rightarrow E[\|Y\|_k^k]$ and so forth). Furthermore,

$$E[\|Y^G\|_2^2] \leq E[\|Y\|_2^2] = \sum_{x \geq 0} p_x(1 - p_x),$$

with equality if and only if p is strictly monotone.

Convergence of the other two metrics is not as immediate, and depends on the tail behaviour of the distribution p .

COROLLARY 4.2. Suppose that p is such that $\sum_{x \geq 0} \sqrt{p_x} < \infty$. Then

$$\begin{aligned}\sqrt{n}|\widehat{p}_n - p|_1 &= \|Y_n\|_1 \rightarrow_d \|Y\|_1, \\ \sqrt{n}|\widehat{p}_n^R - p|_1 &= \|Y_n^R\|_1 \rightarrow_d \|Y\|_1, \\ \sqrt{n}|\widehat{p}_n^G - p|_1 &= \|Y_n^G\|_1 \rightarrow_d \|Y^G\|_1 \leq_S \|Y\|_1.\end{aligned}$$

If p is not strictly monotone, then \leq_S may be replaced with $<_S$. The above convergence also holds in expectation, and

$$E[\|Y^G\|_1] \leq E[\|Y\|_1] = \sqrt{\frac{2}{\pi}} \sum_{x \geq 0} \sqrt{p_x(1 - p_x)},$$

with equality if and only if p is strictly monotone.

Convergence of the Hellinger distance requires an even more stringent condition.

COROLLARY 4.3. Suppose that $\kappa = \sup\{x : p_x > 0\} < \infty$. Then

$$\begin{aligned} nH^2(\widehat{p}_n, p) &\rightarrow_d \frac{1}{8} \sum_{x=0}^{\kappa} \frac{Y_x^2}{p_x} \\ nH^2(\widehat{p}_n^R, p) &\rightarrow_d \frac{1}{8} \sum_{x=0}^{\kappa} \frac{Y_x^2}{p_x} \\ nH^2(\widehat{p}_n^G, p) &\rightarrow_d \frac{1}{8} \sum_{x=0}^{\kappa} \frac{(Y_x^G)^2}{p_x} \leq_S \frac{1}{8} \sum_{x=0}^{\kappa} \frac{Y_x^2}{p_x}. \end{aligned}$$

If p is not strictly monotone, then \leq_S may be replaced with $<_S$. The distribution of $\sum_{x=0}^{\kappa} Y_x^2/p_x$ is chi-squared with κ degrees of freedom. The above convergence also holds in expectation, and

$$E \left[\sum_{x=0}^{\kappa} \frac{(Y_x^G)^2}{p_x} \right] \leq E \left[\sum_{x=0}^{\kappa} \frac{Y_x^2}{p_x} \right] = \kappa,$$

with equality if and only if p is strictly monotone.

REMARK 4.4. We note that if $\sum_{x \geq 0} \sqrt{p_x} = \infty$, then $\sum_{x \geq 0} |Y_x| = \infty$ almost surely, and if $\kappa = \infty$, then $\sum_{x \geq 0} Y_x^2/p_x$ is also infinite almost surely. This implies that for the empirical and rearrangement estimators, the conditions in Corollaries 4.2 and 4.3 are also necessary for convergence. The same is true for the Grenander estimator, when the true distribution is strictly decreasing.

PROPOSITION 4.5. Let p be a decreasing distribution, and write it in terms of its intervals of constancy. That is, let

$$p_x = \theta_i \text{ if } x \in C_i,$$

where $\theta_i > \theta_{i+1}$ for all $i = 1, 2, \dots$, and where $\{C_i\}_{i \geq 1}$ forms a partition of \mathbb{N} . Then

$$E \left[\sum_{x \geq 0} (Y_x^G)^2 \right] = \sum_{i \geq 1} \sum_{j=1}^{|C_i|} \theta_i \left(\frac{1}{j} - \theta_i \right).$$

Also, if $\kappa = \sup\{x : p_x > 0\} < \infty$, then

$$E \left[\sum_{x=0}^{\kappa} \frac{(Y_x^G)^2}{p_x} \right] = \sum_{i \geq 1} \sum_{j=1}^{|C_i|} \left(\frac{1}{j} - \theta_i \right).$$

This result allows us to explicitly calculate exactly how much “better” the performance of the MLE is, in comparison to Y and Y^R . With \mathbb{R} -valued random variables, it is standard to compare the asymptotic variance to evaluate the relative efficiency of two estimators. We,

on the other hand, are dealing with $\mathbb{R}^{\mathbb{N}}$ -valued processes. Consider some process $W \in \mathbb{R}^{\mathbb{N}}$, and let Σ_W denote its covariance matrix (of size $\mathbb{N} \times \mathbb{N}$). Then the trace norm of Σ_W is equal to the expected squared ℓ_2 norm of W ,

$$E[\|W\|_2^2] = \|\Sigma_W\|_{\text{trace}} = \sum_{i \geq 1} \lambda_i,$$

where $\{\lambda_i\}_{i \geq 1}$ denotes the eigenvalues of Σ_W . Therefore, Corollary 4.1 tells us that, asymptotically, Y^G is more efficient than Y^R and Y , in the sense that

$$\|\Sigma_{Y^G}\|_{\text{trace}} \leq \|\Sigma_{Y^R}\|_{\text{trace}} = \|\Sigma_Y\|_{\text{trace}},$$

with equality if and only if p is strictly decreasing. Furthermore, Proposition 4.5 allows us to calculate exactly how much more efficient Y^G is for any given mass function p .

Suppose that p has exactly one period of constancy on $r \leq x \leq s$, and let $\tau = s - r + 1 \geq 2$. Further, suppose that $p_x = \theta^*$ for $r \leq x \leq s$. Then

$$\begin{aligned} E[\|Y^R\|_2^2] - E[\|Y^G\|_2^2] &= E[\|Y\|_2^2] - E[\|Y^G\|_2^2] \\ &= \theta^* \left(\tau - \sum_{i=1}^{\tau} \frac{1}{i} \right). \end{aligned}$$

In particular, if p is the uniform distribution on $\{0, \dots, y\}$, then we find that $E[\|Y^R\|_2^2] = y/(y+1)$, whereas $E[\|Y^G\|_2^2]$ behaves like $\log y/(y+1)$, and is much smaller.

Note that if p is strictly monotone, then we obtain

$$E \left[\sum_{x \geq 0} (Y_x^G)^2 \right] = \sum_{i \geq 1} \theta_i (1 - \theta_i) = E \left[\sum_{x \geq 0} Y_x^2 \right],$$

as required. Also, if p is the uniform probability mass function on $\{0, \dots, y\}$, we conclude that

$$E \left[\sum_{x=0}^y \frac{\text{gren}(Y)_x^2}{p_x} \right] = \sum_{i=1}^y \frac{1}{i+1},$$

where $\log y - 0.5 < \sum_{i=1}^y (i+1)^{-1} < \log(y+1)$.

Lastly, consider a distribution with bounded support, and fix $r < s$ where p is strictly monotone on $\{r, \dots, s\}$. That is, we have that $p_{r-1} > p_r > \dots > p_s > p_{s+1}$. Next define \tilde{p} by $\tilde{p}_x = p_x$ for $x < r$ and $x > s$, and $\tilde{p}_x = \sum_{x=r}^s p_x / (s - r + 1)$ for $x \in \{r, \dots, s\}$. Then the difference in the expected Hellinger metrics under the two distributions is

$$E_p \left[\sum_{x=0}^{\kappa} \frac{(Y_x^G)^2}{p_x} \right] - E_{\tilde{p}} \left[\sum_{x=0}^{\kappa} \frac{(Y_x^G)^2}{\tilde{p}_x} \right] = \tau - \sum_{j=1}^{\tau} \frac{1}{j}$$

where $\tau = s - r + 1$. Therefore, the longer the intervals of constancy in a distribution, the better the performance of the MLE.

REMARK 4.6. From Theorem 1.6.2 of Robertson et al. (1988) it follows that for any $x \geq 0$

$$E[(Y_x^G)^2] \leq E[Y_x^2] = p_x(1 - p_x).$$

This result may also be proved using the method used to show Proposition 4.5. Note that this pointwise inequality does not hold in general for Y^G replaced with Y^R .

Corollaries 4.1 and 4.2 then translate into statements concerning the limiting risks of the three estimators \widehat{p}_n , \widehat{p}_n^R , and \widehat{p}_n^G as follows, where the risk was defined in (2.5). In particular, we see that, asymptotically, both \widehat{p}_n^R and \widehat{p}_n are inadmissible, and are dominated by the maximum likelihood estimator \widehat{p}_n^G .

COROLLARY 4.7. For any $2 \leq k \leq \infty$, and any $p \in \mathcal{P}$, the class of decreasing probability mass functions on \mathbb{N} ,

$$\begin{aligned} n^{k/2} R_k(p, \widehat{p}_n) &\rightarrow E[\|Y\|_k^k], \\ n^{k/2} R_k(p, \widehat{p}_n^R) &\rightarrow E[\|Y\|_k^k], \\ n^{k/2} R_k(p, \widehat{p}_n^G) &\rightarrow E[\|Y^G\|_k^k] \leq E[\|Y\|_k^k]. \end{aligned}$$

The inequality in the last line is strict if p is not strictly monotone. The statements also hold for $k = 1$ under the additional hypothesis that $\sum_{x \geq 0} \sqrt{p_x} < \infty$.

5 Estimating the mixing distribution

Here, we consider the problem of estimating the mixing distribution q in (1.1). This may be done directly via the estimators of p and the formula (1.2). Define the estimators of the mixing distribution as follows

$$\begin{aligned} \widehat{q}_{n,x} &= -(x+1)\Delta\widehat{p}_{n,x}, \\ \widehat{q}_{n,x}^R &= -(x+1)\Delta\widehat{p}_{n,x}^R, \\ \widehat{q}_{n,x}^G &= -(x+1)\Delta\widehat{p}_{n,x}^G. \end{aligned}$$

Each of these estimators sums to one by definition, however \widehat{q}_n is not guaranteed to be positive. The main results of this section are consistency and \sqrt{n} -rate of convergence of these estimators.

THEOREM 5.1. Suppose that p is monotone decreasing and satisfies $\sum_{x \geq 0} xp_x < \infty$. Then all three estimators \widehat{q}_n , \widehat{q}_n^G and \widehat{q}_n^R are consistent estimators of q in the sense that

$$\rho(\tilde{q}_n, q) \rightarrow 0$$

almost surely as $n \rightarrow \infty$ for $\tilde{q}_n = \widehat{q}_n, \widehat{q}_n^G$ and \widehat{q}_n^R , whenever $\rho(\tilde{q}, q) = H(\tilde{q}, q)$ or $\rho(\tilde{q}, q) = \|\tilde{q} - q\|_k, 1 \leq k \leq \infty$.

To study the rates of convergence we define the fluctuation processes Z_n, Z_n^R , and Z_n^G as

$$\begin{aligned} Z_{n,x} &= \sqrt{n}(\hat{q}_{n,x} - q_x), \\ Z_{n,x}^R &= \sqrt{n}(\hat{q}_{n,x}^R - q_x), \\ Z_{n,x}^G &= \sqrt{n}(\hat{q}_{n,x}^G - q_x), \end{aligned}$$

with limiting processes defined as

$$\begin{aligned} Z_x &= -(x+1)(Y_{x+1} - Y_x), \\ Z_x^R &= -(x+1)(Y_{x+1}^R - Y_x^R), \\ Z_x^G &= -(x+1)(Y_{x+1}^G - Y_x^G). \end{aligned}$$

THEOREM 5.2. Suppose that p is such that $\kappa = \sup\{x \geq 0 : p_x > 0\} < \infty$. Then $Z_n \Rightarrow Z, Z_n^R \Rightarrow Z^R$ and $Z_n^G \Rightarrow Z^G$. Furthermore, for any $k \geq 1$, $\|Z_n\|_k \rightarrow_d \|Z\|_k, \|Z_n^R\|_k \rightarrow_d \|Z^R\|_k$ and $\|Z_n^G\|_k \rightarrow_d \|Z^G\|_k$, and these convergences also hold in expectation. Also, $nH^2(\hat{q}_n, q) \rightarrow_d \sum_{x=0}^k Z_x^2/q_x, nH^2(\hat{q}_n^R, q) \rightarrow_d \sum_{x=0}^k (Z_x^R)^2/q_x$ and $nH^2(\hat{q}_n^G, q) \rightarrow_d \sum_{x=0}^k (Z_x^G)^2/q_x$, and these again also hold in expectation.

As before, we have asymptotic equivalence of all three estimators if p is strictly decreasing (cf. Corollary 3.9). To determine the relative behaviour of the estimators \hat{q}_n^R and \hat{q}_n^G we turn to simulations. Since \hat{q}_n is not guaranteed to be a probability mass function (unlike the other two estimators), we exclude it from further consideration.

In Figure 7, we show boxplots of $m = 1000$ samples of the distances $\ell_1(\tilde{q}, q), \ell_2(\tilde{q}, q)$ and $H(\tilde{q}, q)$ for $\tilde{q} = \hat{q}_n^R$ (light grey) and $\tilde{q} = \hat{q}_n^G$ (dark grey) with $n = 20$ (left), $n = 100$ (centre) and $n = 1000$ (right). From top to bottom the true distributions are

- (a) $p = p^{U(5)}$,
- (b) $p = 0.2p^{U(3)} + 0.8p^{U(7)}$,
- (c) $p = 0.25p^{U(1)} + 0.2p^{U(3)} + 0.15p^{U(5)} + 0.4p^{U(7)}$, and
- (d) p is geometric with $\theta = 0.75$.

We can see that \hat{q}_n^G has better performance in all metrics, except for the case of the strictly decreasing distribution. As before, the flatter the true distribution is, the better the relative performance of \hat{q}_n^G . Notice that by Corollary 3.9 and Theorem 5.2 the asymptotic behaviour (i.e. rate of convergence and limiting distributions) of the ℓ_2 norm of q_n^G and q_n^R should be the same if p is strictly decreasing.

REMARK 5.3. For $\kappa = \infty$, the process $\{xY_{n,x} : x \in \mathbb{N}\}$ is known to converge weakly in ℓ_2 if and only if $\sum_{x \geq 0} x^2 p_x < \infty$, while the convergence is known to hold in ℓ_1 if and only if $\sum_{x \geq 0} x \sqrt{p_x} < \infty$; see e.g. Araujo and Giné (1980, Exercise 3.8.14, page 205). We therefore conjecture that Z_n^R and Z_n^G converge weakly to Z^R and Z^G in ℓ_2 (resp. ℓ_1) if and only if $\sum_{x \geq 0} x^2 p_x < \infty$ (resp. $\sum_{x \geq 0} x \sqrt{p_x} < \infty$).

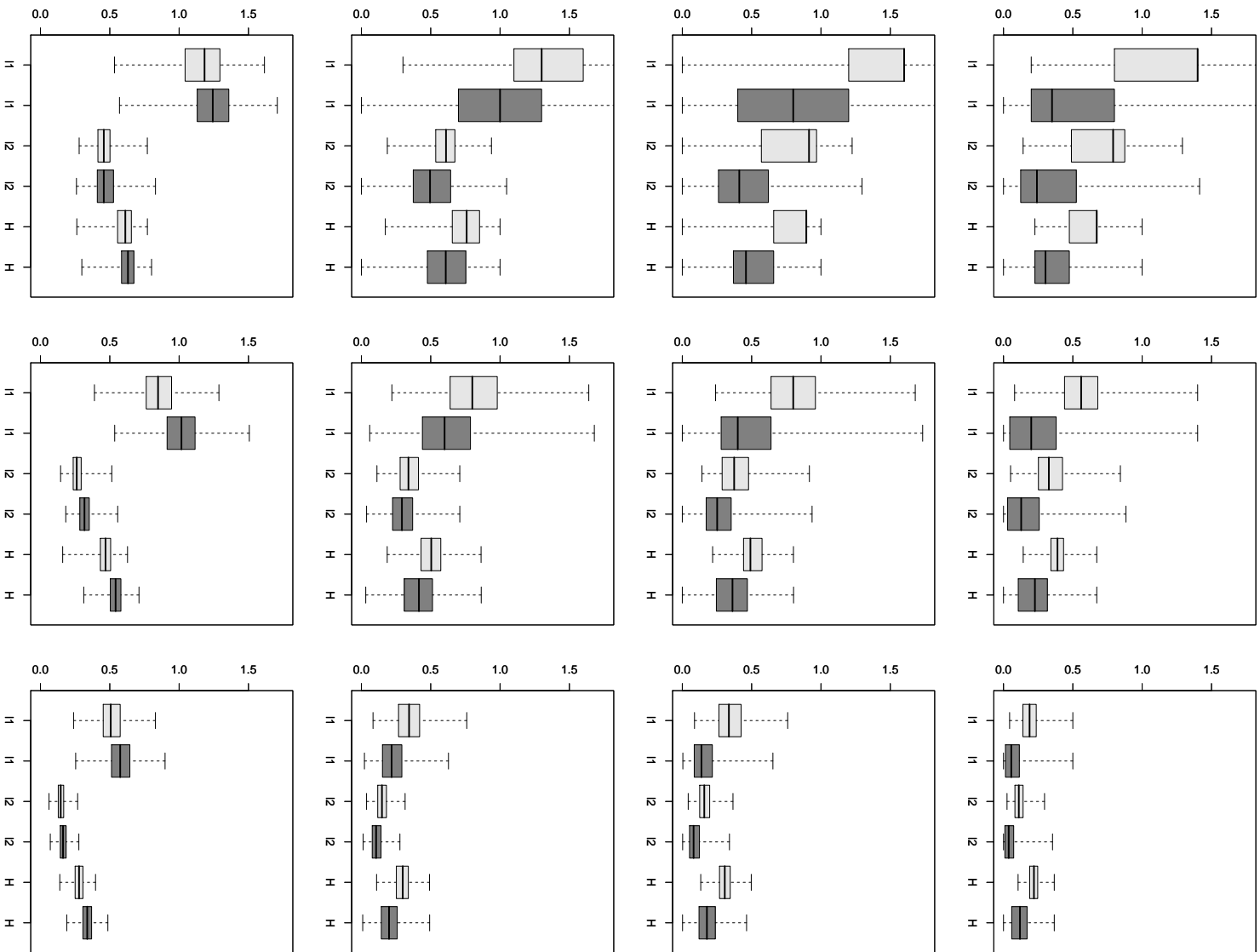


Figure 7: Monte Carlo comparison of the estimators \hat{q}_n^R (light grey) and \hat{q}_n^G (dark grey).

6 Proofs

Proof of Remark 1.1. This bound follows directly from the definition of p , since

$$p_x = \sum_{y>x}^{\infty} (y+1)q_y \leq (x+1)^{-1} \sum_{y \geq x} q_y \leq (x+1)^{-1}.$$

□

In the next lemma, we prove several useful properties of both the rearrangement and Grenander operators.

LEMMA 6.1. Consider two sequences p and q with support S , and let $\varphi(\cdot)$ denote either the Grenander or rearrangement operator. That is, $\varphi(p) = \text{gren}(p)$ or $\varphi(p) = \text{rear}(p)$.

1. For any increasing function $f : S \mapsto \mathbb{R}$,

$$\sum_{x \in S} f_x \varphi(p)_x \leq \sum_{x \in S} f_x p_x. \quad (6.6)$$

2. Suppose that $\Psi : \mathbb{R} \mapsto \mathbb{R}_+$ is a non-negative convex function such that $\Psi(0) = 0$, and that q is decreasing. Then,

$$\sum_{x \in S} \Psi(\varphi(p)_x - q_x) \leq \sum_{x \in S} \Psi(p_x - q_x). \quad (6.7)$$

3. Suppose that $|S|$ is finite. Then $\varphi(p)$ is a continuous function of p .

Proof. 1. Suppose that $S = \{s_1, \dots, s_2\}$, where it is possible that $s_2 = \infty$. Then it is clear from the properties of the rearrangement and Grenander operators that

$$\sum_{x=s_1}^{s_2} \varphi(p)_x = \sum_{x=s_2}^{s_1} p_x \quad \text{and} \quad \sum_{x=s_1}^y \varphi(p)_x \geq \sum_{x=s_1}^y p_x,$$

for $y \in S$. These inequalities immediately imply (6.6), since, by summation by parts,

$$\begin{aligned} \sum_{x=s_1}^{s_2} f_x p_x &= \sum_{x=s_1}^{s_2} \sum_{y=s_1}^{x-1} (f_{y+1} - f_y) p_x + f_{s_1} \sum_{x=s_1}^{s_2} p_x \\ &= \sum_{y=s_1}^{s_2} (f_{y+1} - f_y) \sum_{x=y+1}^{s_2} p_x + f_{s_1} \sum_{x=s_1}^{s_2} p_x, \end{aligned}$$

and f is an increasing function.

2. For the Grenander estimator this is simply Theorem 1.6.1 in Robertson et al. (1988). For the rearrangement estimator, we adapt the proof from Theorem 3.5 in Lieb and Loss (1997). We first write $\Psi = \Psi_+ + \Psi_-$, where $\Psi_+(x) = \Psi(x)$ for $x \geq 0$ and $\Psi_-(x) = \Psi(x)$

for $x \leq 0$. Now, since Ψ_+ is convex, there exists an increasing function Ψ'_+ such that $\Psi_+(x) = \int_0^x \Psi'_+(t)dt$. Now,

$$\Psi_+(p_x - q_x) = \int_{q_x}^{p_x} \Psi'_+(p_x - s)ds = \int_0^\infty \Psi'_+(p_x - s)\mathbb{I}_{[q_x \leq s]}ds.$$

Applying Fubini's theorem, we have that

$$\sum_{x \in S} \Psi_+(p_x - q_x) = \int_0^\infty \left\{ \sum_{x \in S} \Psi'_+(p_x - s)\mathbb{I}_{[q_x \leq s]} \right\} ds.$$

Now, the function $\mathbb{I}_{[q_x \leq s]}$ is an increasing function of x , and for $\varphi(p) = \text{rear}(p)$, for each fixed s we have that $\varphi(\Psi'_+(p - s))_x = \Psi'_+(\varphi(p)_x - s)$, since Ψ'_+ is an increasing function. Therefore, applying (6.6), we find that the last display above is bounded below by

$$\int_0^\infty \left\{ \sum_{x \in S} \Psi'_+(\varphi(p)_x - s)\mathbb{I}_{[q_x \leq s]} \right\} ds = \sum_{x \in S} \Psi_+(\varphi(p)_x - q_x).$$

The proof for Ψ_- is the same, except that here we use the identity

$$\Psi_-(p_x - q_x) = \int_0^\infty \Psi'_-(p_x - s) \{-\mathbb{I}_{[q_x \geq s]}\} ds.$$

3. Since $|S|$ is finite, we know that p is a finite vector, and therefore it is enough to prove continuity at any point $x \in S$. For $\varphi = \text{rear}$ this is a well-known fact. Next, note that if $p_n \rightarrow p$, then the partial sums of p_n also converge to the partial sums of p . From Lemma 2.2 of Durot and Tocquet (2003), it follows that the least concave majorant of p_n converges to the least concave majorant of p , and hence, so do their differences. Thus $\varphi(p_n)_x \rightarrow \varphi(p)_x$. □

6.1 Some inequalities and consistency results: proofs

Proof of Theorem 2.1. (i). Choosing $\Psi(t) = |t|^k$ in (6.7) of Lemma 6.1 proves (2.4). To prove (2.3) recall that

$$H^2(\tilde{p}, p) = 1 - \sum_{x \geq 0} \sqrt{\tilde{p}_x p_x}.$$

By Hardy et al. (1952), Theorem 368, page 261, (or Theorem 3.4 in Lieb and Loss (1997)) it follows that

$$\sum_{x \geq 0} \sqrt{\hat{p}_{n,x} p_x} \leq \sum_{x \geq 0} \sqrt{\hat{p}_{n,x}^R p_x},$$

which proves the result for the rearrangement estimator. It remains to prove the same for the MLE. Let $\{B_i\}_{i \geq 1}$ denote a partition of \mathbb{N} . By definition,

$$\widehat{p}_{n,x}^G = \frac{1}{|B_i|} \sum_{x \in B_i} \widehat{p}_{n,x}, \quad x \in B_i$$

for some partition. Jensen's inequality now implies that

$$\sum_{x \in B_i} \sqrt{\widehat{p}_{n,x}} \geq \sum_{x \in B_i} \sqrt{\widehat{p}_{n,x}^G},$$

which completes the proof.

(ii). is obvious.

(iii). The second statement is obvious in light of (2.4) with $k = \infty$. To see that the probability of monotonicity of the $\widehat{p}_{n,x}$'s converges to $1/(y+1)!$ under the uniform distribution, note that the event in question is that same as the event that the components of the vector $(\sqrt{n}(\widehat{p}_{n,x} - (y+1)^{-1}) : x \in \{0, \dots, y\})$ are ordered in the same way. This vector converges in distribution to $Z \sim N_{y+1}(0, \Sigma)$ where $\Sigma = \text{diag}(1/(y+1)) - (y+1)^{-2} \mathbf{1}\mathbf{1}^T$, and the probability $P(Z_1 \geq Z_2 \geq \dots \geq Z_{y+1}) = 1/(y+1)!$ since the components of Z are exchangeable. □

Proof of Corollary 2.2. For any $p \in \mathcal{P}$, we have that

$$nR_2(p, \widehat{p}_n^R) \leq nR_2(p, \widehat{p}_n) = 1 - \sum_{x \geq 0} p_x^2 \leq 1.$$

Plugging in the discrete uniform distribution on $\{0, \dots, \kappa\}$, and applying part (ii) of Theorem 2.1, we find that

$$nR_2(p, \widehat{p}_n^R) = nR_2(p, \widehat{p}_n) = 1 - (\kappa + 1)^{-1}.$$

Thus, for any $\epsilon > 0$, there exists a $p \in \mathcal{P}$, such that

$$nR_2(p, \widehat{p}_n^R) = nR_2(p, \widehat{p}_n) \geq 1 - \epsilon.$$

Since the upper bound on both risks is one, the result follows. □

Proof of Theorem 2.4. The results of this theorem are quite standard, and we provide a proof only for completeness. Let \mathbb{F}_n denote the empirical distribution function and F the cumulative distribution function of the true distribution p . For any K (large), we have that for any $x > K$,

$$\begin{aligned} |\widehat{p}_{n,x} - p_x| &\leq \widehat{p}_{n,x} + p_x \\ &\leq (1 - \mathbb{F}_n(K)) + (1 - F(K)) \\ &\leq |\mathbb{F}_n(K) - F(K)| + 2(1 - F(K)). \end{aligned}$$

Fix $\epsilon > 0$, and choose K large enough so that $(1 - F(K)) < \epsilon/6$. Next, there exists an n_0 sufficiently large so that $\sup_{0 \leq x \leq K} |\widehat{p}_{n,x} - p_x| < \epsilon/3$ and $|\mathbb{F}_n(K) - F(K)| < \epsilon/3$ for all $n \geq n_0$ almost surely. Therefore, for $n \geq n_0$

$$\begin{aligned} \sup_{x \geq 0} |\widehat{p}_{n,x} - p_x| &\leq \sup_{0 \leq x \leq K} |\widehat{p}_{n,x} - p_x| + |\mathbb{F}_n(K) - F(K)| + 2(1 - F(K)) \\ &< \epsilon. \end{aligned}$$

This shows that $\|\widehat{p}_n - p\|_k \rightarrow 0$ almost surely for $k = \infty$. A similar approach proves the result for any $1 \leq k < \infty$. Convergence of $H(\widehat{p}_n, p)$ follows since for mass functions $H(p, q) \leq \sqrt{\|p - q\|_1}$ (see e.g. Le Cam (1969), page 35). Consistency of the other estimators, \widehat{p}_n^R and \widehat{p}_n^G now follows from the inequalities of Theorem 2.1. \square

Proof of Corollary 2.5. Note that by virtue of the estimators, we have that $\widehat{F}_n^R(x) \geq \mathbb{F}_n(x)$ and $\widehat{F}_n^G(x) \geq \mathbb{F}_n(x)$ for all $x \geq 0$. Now, fix $\epsilon > 0$. Then there exists a K such that $\sum_{x > K} p_x < \epsilon/4$. By the Glivenko-Cantelli lemma, there exists an n_0 such that for all $n \geq n_0$

$$\sup_{x \geq 0} |\mathbb{F}_n(x) - F(x)| < \epsilon/4,$$

almost surely. Furthermore, by Theorem 2.4, n_0 can be chosen large enough so that for all $n \geq n_0$

$$\sup_{x \geq 0} |\widehat{p}_{n,x}^G - p_x| < \epsilon/4(K + 1),$$

almost surely. Therefore, for all $n \geq n_0$, we have that

$$\begin{aligned} \sup_{x \geq 0} |\widehat{F}_n^G(x) - F(x)| &\leq \sum_{x=0}^K |\widehat{p}_{n,x}^G - p_x| + \sum_{x > K} \widehat{p}_{n,x}^G + \sum_{x > K} p_x \\ &\leq \epsilon/4 + \sum_{x > K} \widehat{p}_{n,x} + \epsilon/4 \\ &\leq \epsilon/4 + \sum_{x > K} p_x + \epsilon/4 + \epsilon/4 \leq \epsilon. \end{aligned}$$

The proof for the rearrangement estimator is identical. \square

6.2 Limiting distributions: proofs

LEMMA 6.2. Let W_n be a sequence of processes in ℓ_k with $1 \leq k < \infty$. Suppose that

1. $\sup_n E[\|W_n\|_k^k] < \infty$,
2. $\lim_{m \rightarrow \infty} \sup_n \sum_{x \geq m} E[|W_{n,x}|^k] = 0$.

Then W_n is tight in ℓ_k .

Proof. Note that for $k < \infty$, compact sets K are subsets of ℓ_k such that there exists a sequence of real numbers A_x for $x \in \mathbb{N}$ and a sequence $\lambda_m \rightarrow 0$ such that

1. $|w_x| \leq A_x$ for all $x \in \mathbb{N}$,
2. $\sum_{k \geq m} |w_x|^k \leq \lambda_m$ for all m ,

for all elements $w \in K$. Clearly, if the conditions of the lemma are satisfied, then for each $\epsilon > 0$, we have that

$$P \left(|W_{n,x}| \leq A_x \text{ for all } x \geq 0, \text{ and } \sum_{x \geq m} |W_{n,x}|^k \leq \lambda_m \text{ for all } m \right) \geq 1 - \epsilon$$

for all n . Thus, W_n is tight in ℓ_k . □

Proof of Theorem 3.1. Convergence of the finite dimensional distributions is standard. It remains to prove tightness in ℓ_2 . By Lemma 6.2 this is straightforward, since

$$E[||Y_n||_2^2] = \sum_{x \geq 0} p_x(1 - p_x) \quad \text{and} \quad \sum_{x \geq m} E[Y_{n,x}^2] = \sum_{x \geq m} p_x(1 - p_x).$$

□

Throughout the remainder of this section we make extensive use of a set equality for the least concave majorant known as the “switching relation”. Let

$$\begin{aligned} \widehat{s}_n(a) &= \inf \{k \geq -1 : \mathbb{F}_n(k) - a(k+1) = \sup \{\mathbb{F}_n(y) - a(y+1)\}\} \\ &\equiv \operatorname{argmax}_{k \geq -1}^L \{\mathbb{F}_n(k) - a(k+1)\} \end{aligned} \tag{6.8}$$

denote the first time that the process $\mathbb{F}_n(y) - a(y+1)$ reaches its maximum. Then the following holds

$$\begin{aligned} \{\widehat{s}_n(a) < x\} &= \{\widehat{s}_n(a) \leq x - 1/2\} \\ &= \{\widehat{p}_{n,x}^G < a\}. \end{aligned} \tag{6.9}$$

For more background (as well as a proof) of this fact see, for example, Balabdaoui et al. (2009).

Proof of Proposition 3.3. Let F denote the cumulative distribution function for the function p . For fixed $t \in \mathbb{R}$ it follows from (6.9) that

$$\begin{aligned} P(Y_{n,x}^G < t) &= P(\widehat{s}_n(p_x + n^{-1/2}t) \leq x - 1/2) \\ &= P(\operatorname{argmax}_{y \geq -1}^L \{Z_n(y)\} \leq x - 1/2) \end{aligned} \tag{6.10}$$

where $Z_n(y) = n^{1/2}\mathbb{F}_n(y) - (n^{1/2}p_x + t)(y+1)$. Note that for any constant c , $\operatorname{argmax}^L(Z_n(y)) = \operatorname{argmax}^L(Z_n(y) + c)$, and therefore we instead take

$$\begin{aligned} Z_n(y) &= n^{1/2}(\mathbb{F}_n(y) - \mathbb{F}_n(r-1)) - (n^{1/2}p_x + t)(y-r+1) \\ &= V_n(y) + W_n(y) - t(y-r+1), \end{aligned}$$

where

$$\begin{aligned} V_n(y) &= \sqrt{n}((\mathbb{F}_n(y) - \mathbb{F}_n(r-1)) - (F(y) - F(r-1))), \\ n^{-1/2}W_n(y) &= (F(y) - F(r-1)) - p_x(y - r + 1) \\ &= \begin{cases} = 0 & \text{for } r-1 \leq y \leq s, \\ < 0 & \text{otherwise.} \end{cases} \end{aligned}$$

Let \mathbb{U} denote the standard Brownian bridge on $[0, 1]$. It is well-known that $V_n(y) \Rightarrow \mathbb{U}(F(y)) - \mathbb{U}(F(r-1))$. Also, $W_n(y) \rightarrow \infty$ for $y \notin \{r-1, \dots, s\}$, and it is identically zero otherwise. It follows that the limit of (6.10) is

$$\begin{aligned} &P(\operatorname{argmax}_{r-1 \leq y \leq s}^L \{\mathbb{U}(F(y)) - \mathbb{U}(F(r-1)) - t(y - r + 1)\} \leq x - 1/2) \\ &= P(\operatorname{argmax}_{r-1 \leq y \leq s}^L \{\mathbb{U}(F(y)) - \mathbb{U}(F(r-1)) - t(y - r + 1)\} < x), \end{aligned}$$

for any $x \in \{r, \dots, s\}$. Note that the process

$$\{\mathbb{U}(F(x)) - \mathbb{U}(F(r-1)), x = r-1, \dots, s\} =_d \left\{ \sum_{j=r}^x Y_j, x = r-1, \dots, s \right\},$$

and therefore the probability above is equal to

$$P(\operatorname{gren}(Y^{(r,s)})_x < t)$$

for $x \in \{r, \dots, s\}$. Since the half-open intervals $[a, b)$ are convergence determining, this proves pointwise convergence of $Y_{n,x}^G$ to $\operatorname{gren}(Y)_x$.

To show convergence of the rearrangement estimator fluctuation process, note that for sufficiently large n we have that $\hat{p}_{n,r-k} > \hat{p}_{n,x} > \hat{p}_{n,s+k}$ for all $x \in \{r, \dots, s\}$ and $k \geq 1$. Therefore, $(\hat{p}_n^R)^{(r,s)} = \operatorname{rear}((\hat{p}_n)^{(r,s)})$ and furthermore, since p_x is constant here, $(Y_n^R)^{(r,s)} = \operatorname{rear}(Y_n^{(r,s)})$. The result now follows from the continuous mapping theorem. \square

Proof of Proposition 3.4. To simplify notation, let $\mathbb{W}_m = \mathbb{U}(F(m-r+1)) - \mathbb{U}(F(r-1))$ for $m = 0, \dots, s-r+1$. Also, let $\theta = p_r = \dots = p_s$ and then $G_m = F(m-r+1) - F(r-1) = \theta m$. Write

$$\mathbb{W}_m = \frac{G_m}{G_s} \mathbb{W}_s + \left\{ \mathbb{W}_m - \frac{G_m}{G_s} \mathbb{W}_s \right\} = \frac{m}{\bar{s}} \mathbb{W}_s + \left\{ \mathbb{W}_m - \frac{m}{\bar{s}} \mathbb{W}_s \right\},$$

where $\bar{s} = s - r + 1$. Let $\widetilde{\mathbb{W}}_m = \mathbb{W}_m - m\mathbb{W}_s/\bar{s}$. Then $\widetilde{\mathbb{W}}_0 = \widetilde{\mathbb{W}}_{\bar{s}} = 0$ and some calculation shows that $E[\widetilde{\mathbb{W}}_m] = 0$ and

$$\operatorname{cov}(\widetilde{\mathbb{W}}_m, \widetilde{\mathbb{W}}_{m'}) = \theta \bar{s} \left\{ \min\left(\frac{m}{\bar{s}}, \frac{m'}{\bar{s}}\right) - \frac{m m'}{\bar{s} \bar{s}} \right\}.$$

Also, $\text{cov}(\widetilde{\mathbb{W}}_m, \mathbb{W}_s) = 0$. Let Z be a standard normal random variable independent of the standard Brownian bridge \mathbb{U} . We have shown that

$$\mathbb{W}_m \stackrel{d}{=} \frac{m}{\bar{s}} \sqrt{\theta \bar{s}(1 - \theta \bar{s})} Z + \sqrt{\theta \bar{s}} \mathbb{U} \left(\frac{m}{\bar{s}} \right).$$

Next, let $\widetilde{Y}_m = \mathbb{U} \left(\frac{m}{\bar{s}} \right) - \mathbb{U} \left(\frac{m-1}{\bar{s}} \right)$ for $m = 1, \dots, \bar{s}$. The vector $\widetilde{Y} = (\widetilde{Y}_1, \dots, \widetilde{Y}_{\bar{s}})$ is multivariate normal with mean zero and $\text{cov}(\widetilde{Y}_m, \widetilde{Y}_{m'}) = \delta_{m,m'} / \bar{s} - 1/(\bar{s})^2$. To finish the proof, note that $\text{gren}(c + \widetilde{Y}) = c + \text{gren}(\widetilde{Y})$ for any constant c . \square

Proof of Proposition 3.6. The claim for the rearrangement estimator follows directly from Theorem 2.4 for $k = \infty$. To prove the second claim, we will show that $Y_{n,x}^G - Y_{n,x} = \sqrt{n}(\widehat{p}_{n,x}^G - \widehat{p}_{n,x}) \xrightarrow{p} 0$. To do this, we again use the switching relation (6.9).

Fix $\epsilon > 0$. Then

$$\begin{aligned} P(Y_{n,x}^G - Y_{n,x} \geq \epsilon) &= P(\widehat{p}_{n,x}^G \geq \widehat{p}_{n,x} + n^{-1/2}\epsilon) \\ &= P(\widehat{s}_n(\widehat{p}_{n,x} + n^{-1/2}\epsilon) \geq x - 1/2) \\ &= P(\text{argmax}_{y \geq -1}^L \widetilde{Z}_n(y - x) \geq x - 1/2) \\ &= P(\text{argmax}_{h \geq -x-1}^L \widetilde{Z}_n(h) \geq -1/2), \end{aligned} \tag{6.11}$$

where $\widetilde{Z}_n(h) = n^{1/2}\mathbb{F}_n(x+h) - (n^{1/2}\widehat{p}_{n,x} + t)(x+h+1)$. Since for any constant c , $\text{argmax}^L(\widetilde{Z}_n(y)) = \text{argmax}^L(\widetilde{Z}_n(y) + c)$, we instead take

$$\begin{aligned} \widetilde{Z}_n(h) &= n^{1/2}(\mathbb{F}_n(x+h) - \mathbb{F}_n(x-1)) - (n^{1/2}\widehat{p}_{n,x} + \epsilon)(h+1) \\ &= U_n(h) + V_n(h) + W_n(h) - \epsilon(h+1), \end{aligned}$$

where

$$\begin{aligned} U_n(h) &= \sqrt{n}((\mathbb{F}_n(x+h) - \mathbb{F}_n(x-1)) - (F(x+h) - F(x-1))), \\ (h+1)^{-1}V_n(h) &= \sqrt{n}((\mathbb{F}_n(x) - \mathbb{F}_n(x-1)) - (F(x) - F(x-1))), \\ n^{-1/2}W_n(h) &= (F(x+h) - F(x-1)) - p_x(h+1) \\ &= \begin{cases} = 0 & \text{for } h = -1, 0, \\ < 0 & \text{otherwise.} \end{cases} \end{aligned}$$

Let \mathbb{U} denote the standard Brownian bridge on $[0, 1]$. It is well-known that $U_n(h) \Rightarrow \mathbb{U}(F(x+h)) - \mathbb{U}(F(x-1))$ and $V_n(h) \Rightarrow (h+1)(\mathbb{U}(F(x)) - \mathbb{U}(F(x-1)))$. Also, $W_n(y) = 0$ at $y = -1, 0$ and $W_n(y) \rightarrow \infty$ for $y \notin \{-1, 0\}$. Define

$$\mathbb{Z}(h) = \mathbb{U}(F(x+h)) - \mathbb{U}(F(x-1)) + (h+1)(\mathbb{U}(F(x)) - \mathbb{U}(F(x-1))),$$

and notice that $\mathbb{Z}(0) = \mathbb{Z}(-1) = 0$. It follows that the limit of (6.11) is

$$P(\text{argmax}_{y=-1,0}^L \{\mathbb{Z}(h) - \epsilon(h+1)\} \geq -1/2) = 0,$$

since $\operatorname{argmax}_{y=-1,0}^L \{\mathbb{Z}(h) - \epsilon(h+1)\} = -1$. A similar argument proves that

$$\lim_{n \rightarrow \infty} P(Y_{n,x}^G - Y_{n,x} < \epsilon) = 0,$$

showing that $Y_{n,x}^G - Y_{n,x} = o_p(1)$ and completing the proof. \square

Proof of Theorem 3.8. Let φ denote an operator on sequences in ℓ_2 . Specifically, we take $\varphi = \text{gren}$ or $\varphi = \text{rear}$. Also, for a fixed mass function p let $\mathcal{T}_p = \{x \geq 0 : p_x - p_{x+1} > 0\} = \{\tau_i\}_{i \geq 1}$. Next, define φ_p to be the local version of the φ operator. That is, for each $i \geq 1$, $\varphi_p(q)_x = \varphi(p^{(\tau_i+1, \tau_{i+1})})_x$ for all $\tau_i + 1 \leq x \leq \tau_{i+1}$.

Fix $\epsilon > 0$, and suppose that $q_n \rightarrow q$ in ℓ_2 . Then there exists a $K \in \mathcal{T}_p$ and an n_0 such that $\sup_{n \geq n_0} \sum_{x > K} q_{n,x}^2 < \epsilon/6$. By Lemma 6.1, φ_p is continuous on finite blocks, and therefore it is continuous on $\{0, \dots, K\}$. Hence, there exists a n'_0 such that for all $n \geq n'_0$

$$\sum_{x=0}^K (\varphi_p(q_n)_x - \varphi_p(q)_x)^2 \leq \epsilon/3.$$

Applying (6.7), we find that for all $n \geq \max\{n_0, n'_0\}$

$$\begin{aligned} \|\varphi_p(q_n) - \varphi_p(q)\|_2^2 &\leq \sum_{x=0}^K (\varphi_p(q_n) - \varphi_p(q))^2 + 2 \sum_{x > K} \varphi_p(q_n)_x^2 + 2 \sum_{x > K} \varphi_p(q)_x^2 \\ &\leq \epsilon/3 + 2 \sum_{x > K} q_{n,x}^2 + 2 \sum_{x > K} q_x^2 < \epsilon, \end{aligned}$$

which shows that φ_p is continuous on ℓ_2 . Since $Y_n \Rightarrow Y$ in ℓ_2 , it follows, by the continuous mapping theorem, that $\varphi_p(Y_n) \Rightarrow \varphi_p(Y)$. However, both Y_n^G and Y_n^R are of the form $\sqrt{n}(\varphi(\hat{p}_n) - p) \neq \varphi_p(Y_n)$. To complete the proof of the theorem it is enough to show that

$$\mathbb{E}_n = \|\sqrt{n}(\varphi(\hat{p}_n) - p) - \varphi_p(Y_n)\|_2^2,$$

converges to zero in L_1 ; that is, we will show that $E[\mathbb{E}_n] \rightarrow 0$.

By Skorokhod's theorem, there exists a probability triple and random processes Y and $Y_n = \sqrt{n}(\hat{p}_n - p)$, such that $Y_n \rightarrow Y$ almost surely in ℓ_2 . Fix $\epsilon > 0$ and find $K \in \mathcal{T}_p$ such that $\sum_{x > K} p_x < \epsilon/4$.

Next, let $\mathcal{T}_p^K = \{0 \leq x \leq K : x \in \mathcal{T}_p\}$, and let $\delta = \min_{x \in \mathcal{T}_p^K} (p_x - p_{x+1})$. Then, there exists an n_0 such that for all $n \geq n_0$

$$\sup_{x \geq 0} |\hat{p}_{n,x} - p_x| < \delta/3, \tag{6.12}$$

$$\sup_{x \geq 0} \left| \sum_{0 \leq y \leq x} \varphi(\hat{p}_n)_y - F(x) \right| < \delta/6, \tag{6.13}$$

almost surely (see Corollary 2.5).

Now, consider any $m \in \mathcal{T}_p^K$. It follows that any such m is also a touchpoint of the operator φ on \widehat{p}_n . Here, by touchpoint we mean that $\sum_{x=0}^m \varphi(\widehat{p}_n)_x = \sum_{x=0}^m \widehat{p}_{n,x}$. From (6.12), it follows that

$$\inf_{x \leq m} \widehat{p}_{n,x} > \sup_{x > m} \widehat{p}_{n,x},$$

which implies that m is a touchpoint for the rearrangement estimator. For the Grenander estimator, we require (6.13). Here,

$$\begin{aligned} \widehat{F}_n^G(m) - \widehat{F}_n^G(m-1) &> F(m) - F(m-1) - \delta/3 \\ &= p_m - \delta/3 \\ &> p_{m+1} + \delta/3 \\ &= F(m+1) - F(m) + \delta/3 \\ &\geq \widehat{F}_n^G(m+1) - \widehat{F}_n^G(m). \end{aligned}$$

Therefore, the slope of \widehat{F}_n^G changes from m to $m+1$, which implies that m is a touchpoint almost surely. Let $\widehat{p}_n^{(s,r)} = \{\widehat{p}_{n,s}, \widehat{p}_{n,s+1}, \dots, \widehat{p}_{n,r}\}$. An important property of the φ operator is if $m < m'$ are two touchpoints of φ applied to \widehat{p}_n , then for all $m+1 \leq x \leq m'$, $\varphi(\widehat{p}_n)_x = \varphi(\widehat{p}_n^{(m+1,m')})_x$. Now, since p takes constant values between the touchpoints \mathcal{T}_p^K , it follows that $\sqrt{n}(\varphi(\widehat{p}_n) - p)_x = \varphi_p(Y_n)_x$, for all $x \leq K$.

Therefore, for all $n \geq n_0$

$$\begin{aligned} \mathbb{E}_n &= \sum_{x \geq 0} |\sqrt{n}(\varphi(\widehat{p}_n) - p)_x - \varphi_p(Y_n)_x|^2 \\ &\leq \sum_{x=0}^K (\sqrt{n}(\varphi(\widehat{p}_n) - p)_x - \varphi_p(Y_n)_x)^2 \\ &\quad + 2 \sum_{x > K} (\sqrt{n}(\varphi(\widehat{p}_n) - p)_x)^2 + 2 \sum_{x > K} (\varphi_p(Y_n)_x)^2 \\ &\leq 4 \sum_{x > K} (Y_{n,x})^2, \end{aligned}$$

almost surely. It follows that

$$\overline{\lim} \mathbb{E}_n \leq 4 \sum_{x > K} (Y_x)^2,$$

and hence

$$E[\overline{\lim} \mathbb{E}_n] \leq 4E\left[\sum_{x > K} (Y_x)^2\right] = 4 \sum_{x > K} p_x(1-p_x) < \epsilon.$$

Since $\mathbb{E}_n \leq 2\|Y_n\|_2^2$, with $E[\|Y_n\|_2^2] \leq 1$, we may apply Fatou's lemma so that

$$0 \leq \overline{\lim} E[\mathbb{E}_n] \leq E[\overline{\lim} \mathbb{E}_n] \leq \epsilon.$$

Letting $\epsilon \rightarrow 0$ completes the proof. \square

Corollaries 3.9 and 3.10 are obvious consequences of Theorem 3.8. Remark 3.11 is proved in the following section.

6.3 Limiting distributions for metrics: proofs

Proof of Corollary 4.1. We provide the details only in the $k = 2$ setting. The cases when $k > 2$ follow in a similar manner, since here $\|x\|_k \leq \|x\|_2$ for $x \in \ell_2$.

Convergence of $\|Y_n\|_2, \|Y_n^R\|_2$ and $\|Y_n^G\|_2$ follows from Theorems 3.1 and 3.8 by the continuous mapping theorem. That $\|Y\|_2 = \|Y^R\|_2$ is obvious from the definition of Y^R . That $\|Y^G\|_2 \leq \|Y\|_2$ follows from Jensen's inequality and the definition of the $\text{gren}(\cdot)$ operator, since for any $r < s$, $\text{gren}(Y^{(r,s)})_x$ is equal to the average of Y_y over some subset of $\{r, \dots, s\}$ containing the point x . If p is not strictly decreasing, then there exists a region, which we denote again by $\{r, \dots, s\}$, where it is constant. Then there is positive probability that $(Y^G)^{(r,s)}$ is different from $Y^{(r,s)}$. In this case, we have that

$$\|(Y^G)^{(r,s)}\|_2^2 < \|Y^{(r,s)}\|_2^2,$$

which finishes the proof of the stochastic ordering in the third statement. Convergence in expectation is immediate since

$$E[\|Y_n\|_2^2] = \sum_{x \geq 0} p_x(1 - p_x),$$

and the same results for Y_n^R, Y_n^G follow by the dominated convergence theorem and the bounds in Theorem 2.1 (i). Lastly, the bound $E[\|Y^G\|_2^2] \leq E[\|Y\|_2^2]$ with equality if and only if p is strictly monotone follows from the stochastic ordering. \square

Proof of Corollary 4.2. The result of the corollary for the empirical estimator is essentially the Borisov-Durst theorem (see e.g. Dudley (1999), Theorem 7.3.1, page 244), which states that

$$\sup_{C \in 2^{\mathbb{N}}} \left| \sum_{x \in C} Y_{n,x} \right| \Rightarrow \sup_{C \in 2^{\mathbb{N}}} \left| \sum_{x \in C} Y_x \right|$$

if $\sum_x \sqrt{p_x} < \infty$. To complete the argument note that $\sup_{C \in 2^{\mathbb{N}}} |\sum_{x \in C} w_x| = \|w\|_1/2$ for any sequence w such that $\sum_x w_x = 0$ (note that the condition $\sum_x \sqrt{p_x} < \infty$ means that the sequences Y_n and Y are absolutely summable almost surely). However, the result may also be proved by noting that the sequence Y_n is tight in ℓ_1 using Lemma 6.2, since

$$\begin{aligned} E[\|Y_n\|_1] &\leq \sum_{x \geq 0} \sqrt{p_x(1 - p_x)}, \\ \sum_{x \geq m} E[\|Y_{n,x}\|] &\leq \sum_{x \geq m} \sqrt{p_x(1 - p_x)} \rightarrow 0, \end{aligned}$$

as $m \rightarrow \infty$ under the assumption $\sum_{x \geq 0} \sqrt{p_x} < \infty$. The proof that $Y_n^G \Rightarrow Y^G$ and $Y_n^R \Rightarrow Y^R$ in ℓ_1 is identical to the proof of Theorem 3.8, and we omit the details. Convergence of expectations follows since $\|Y_n\|_1$ is uniformly integrable, as

$$\begin{aligned} E[\|Y_n\|_1 \mathbb{I}_{\{\|Y_n\|_1 > \alpha\}}] &\leq \frac{E[\|Y_n\|_1^2]}{\alpha} = \frac{1}{\alpha} \sum_{x,z} E[|Y_{n,x}| |Y_{n,z}|] \\ &\leq \frac{1}{\alpha} \left(\sum_{x \geq 0} \sqrt{p_x} \right)^2, \end{aligned}$$

by the Cauchy-Schwarz inequality. All other details follow as in the proof of Corollary 4.1. \square

Proof of Corollary 4.3. If $\kappa < \infty$, then we have that

$$\begin{aligned} 8nH^2(\hat{p}_n, p) &= 4n \sum_{x=0}^{\kappa} [\sqrt{\hat{p}_{n,x}} - \sqrt{p_x}]^2 \\ &= 4 \sum_{x=0}^{\kappa} \frac{[\sqrt{n}(\hat{p}_{n,x} - p_x)]^2}{(\sqrt{\hat{p}_{n,x}} + \sqrt{p_x})^2}, \end{aligned}$$

which converges to

$$4 \sum_{x=0}^{\kappa} \frac{Y_x^2}{(2\sqrt{p_x})^2} = \sum_{x=0}^{\kappa} \frac{Y_x^2}{p_x} \quad (6.14)$$

by Theorem 3.1 and Theorem 2.4 for $k = \infty$. That this has a chi-squared distribution with κ degrees of freedom is standard, and is shown for example, in Ferguson (1996), Theorem 9. Convergence of means follows by the dominated convergence theorem from the bound $H(p, q) \leq \sqrt{\|p - q\|_1}$ (see e.g. Le Cam (1969), page 35) and Corollary 4.2. All other details follow as in the proof of Corollary 4.1. \square

Proof of Remark 4.4. Suppose first that $\sum_{x \geq 0} \sqrt{p_x} = \infty$. Define P to be the probability measure $P(A) = \sum_{x \in A} p_x$, and let W be the mean zero Gaussian field on ℓ^2 such that $E[W_x W_{x'}] = p_x \delta_{x,x'}$. Then we may write $Y =_d \{W_x - p_x W_{\mathbb{N}}\}_{x \geq 0}$, where $W_{\mathbb{N}} = \sum_{x \geq 0} W_x$.

Now, since $\sum_{x \geq 0} P(|W_x| \geq \sqrt{p_x}) = \infty$, by the Borel-Cantelli lemma we have that $\sum_{x \geq 0} |W_x| = \infty$ almost surely. Since

$$\begin{aligned} \sum_{x \geq 0} |Y_x| &= \sum_{x \geq 0} |W_x - p_x W_{\mathbb{N}}| \\ &\geq \sum_{x \geq 0} |W_x| - |W_{\mathbb{N}}|, \end{aligned}$$

and $W_{\mathbb{N}}$ is finite almost surely, it follows that $\sum_{x \geq 0} |Y_x| = \infty$ almost surely as well. That is, if $\sum_{x \geq 0} \sqrt{p_x} = \infty$, then the random variable $\|Y\|_1$ simply does not exist.

A similar argument works for the Hellinger norm. Assume that $\kappa = \infty$. Then

$$\sum_{x \geq 0} \frac{Y_x^2}{p_x} = \left(\sum_{x \geq 0} \frac{W_x^2}{p_x} \right) - W_{\mathbb{N}}^2,$$

and the Borel-Cantelli lemma shows that $\sum_{x \geq 0} W_x^2/p_x$ is infinite almost surely. \square

LEMMA 6.3. Let Z_1, \dots, Z_k be i.i.d. $N(0,1)$ random variables, and let $Z_i^G, i = 1, \dots, k$ denote the left slopes of the least concave majorant of the graph of the cumulative sums $\sum_{i=1}^j Z_j$ with $j = 0, \dots, k$. Let T denote the number of times that the LCM touches the cumulative sums (excluding the point zero, but including the point k). Then

$$E \left[\sum_{i=1}^k (Z_i^G)^2 \right] = E[T].$$

Proof. It is instructive to first consider some of the simple cases. When $k = 1$, the result is obvious. Suppose then that $k = 2$. We have

T	$\sum_{i=1}^k (Z_i^G)^2$	if
2	$Z_1^2 + Z_2^2$	$Z_1 > Z_2$
1	$\left(\frac{Z_1 + Z_2}{\sqrt{2}} \right)^2$	$Z_1 < \frac{Z_1 + Z_2}{2}$

Note that we ignore all equalities, since these occur with probability zero. It follows that

$$E \left[\sum_{i=1}^2 (Z_i^G)^2 \right] = E[(Z_1^2 + Z_2^2)1_{Z_1 > Z_2}] + E \left[\left(\frac{Z_1 + Z_2}{\sqrt{2}} \right)^2 1_{Z_1 < \frac{Z_1 + Z_2}{2}} \right]$$

where, by exchangeability it follows that

$$\begin{aligned} E[(Z_1^2 + Z_2^2)1_{Z_1 > Z_2}] &= E[(Z_1^2 + Z_2^2)1_{Z_1 < Z_2}] \\ &= E[(Z_1^2 + Z_2^2)]P(Z_1 > Z_2) \\ &= 2P(T = 2). \end{aligned}$$

On the other hand, we also have that

$$\begin{aligned} E \left[\left(\frac{Z_1 + Z_2}{\sqrt{2}} \right)^2 1_{Z_1 < \frac{Z_1 + Z_2}{2}} \right] &= E \left[\left(\frac{Z_1 + Z_2}{\sqrt{2}} \right)^2 \right] P \left(Z_1 < \frac{Z_1 + Z_2}{2} \right) \\ &= 1P(T = 1), \end{aligned}$$

since the random variables $\bar{Z} = (Z_1 + Z_2)/2$ and $Z_1 - \bar{Z}$ are independent. The result follows.

Next, suppose that $k = 3$. Then we have the following.

T	$\sum_{i=1}^k (Z_i^G)^2$	if	
		(a)	(b)
3	$Z_1^2 + Z_2^2 + Z_3^2$	$Z_1 > Z_2 > Z_3$	
2	$\left(\frac{Z_1+Z_2}{\sqrt{2}}\right)^2 + Z_3^2$	$\frac{Z_1+Z_2}{2} > Z_3$	$\frac{Z_1+Z_2}{2} > Z_1$
2	$Z_1^2 + \left(\frac{Z_2+Z_3}{\sqrt{2}}\right)^2$	$Z_1 > \frac{Z_2+Z_3}{2}$	$\frac{Z_2+Z_3}{2} > Z_2$
1	$\left(\frac{Z_1+Z_2+Z_3}{\sqrt{3}}\right)^2$		$\frac{Z_1+Z_2+Z_3}{3} > Z_1, \frac{Z_1+Z_2}{2}$

The choice of splitting the conditions between columns (a) and (b) is key to our argument. Note that the LCM creates a partition of the space $\{1, \dots, k\}$, where within each subset the slope of the LCM is constant. The number of partitions is equal to T . Here, column (a) describes the necessary conditions on the order of the slopes on the partitions, while column (b) describes the necessary conditions that must hold within each partition.

In the first row of the table, we find by permuting across all orderings of (123) that

$$\begin{aligned} E[(Z_1^2 + Z_2^2 + Z_3^2) 1_{Z_1 > Z_2 > Z_3}] &= E[(Z_1^2 + Z_2^2 + Z_3^2)]P(Z_1 > Z_2 > Z_3) \\ &= 3P(T = 3). \end{aligned}$$

Next consider $T = 2$. Here, by permuting (123) to (312), we find that

$$\begin{aligned} E \left[\left\{ Z_1^2 + \left(\frac{Z_2 + Z_3}{\sqrt{2}} \right)^2 \right\} 1_{Z_1 > \frac{Z_2 + Z_3}{2}} 1_{\frac{Z_2 + Z_3}{2} > Z_2} \right] \\ = E \left[\left\{ \left(\frac{Z_1 + Z_2}{\sqrt{2}} \right)^2 + Z_3^2 \right\} 1_{Z_3 > \frac{Z_1 + Z_2}{2}} 1_{\frac{Z_1 + Z_2}{2} > Z_1} \right]. \end{aligned}$$

Note that the permutation (123) to (312) may be re-written as $(\{12\}\{3\})$ to $(\{3\}\{12\})$ which is really a permutation on the partitions formed by the LCM. Now,

$$\begin{aligned} E[T 1_{T=2}] &= E \left[\left\{ \left(\frac{Z_1 + Z_2}{\sqrt{2}} \right)^2 + Z_3^2 \right\} 1_{\frac{Z_1 + Z_2}{2} > Z_3} 1_{\frac{Z_1 + Z_2}{2} > Z_1} \right] \\ &\quad + E \left[\left\{ Z_1^2 + \left(\frac{Z_2 + Z_3}{\sqrt{2}} \right)^2 \right\} 1_{Z_1 > \frac{Z_2 + Z_3}{2}} 1_{\frac{Z_2 + Z_3}{2} > Z_2} \right] \\ &= E \left[\left\{ \left(\frac{Z_1 + Z_2}{\sqrt{2}} \right)^2 + Z_3^2 \right\} 1_{\frac{Z_1 + Z_2}{2} > Z_1} \right] \\ &= E \left[\left\{ \left(\frac{Z_1 + Z_2}{\sqrt{2}} \right)^2 + Z_3^2 \right\} P \left(\frac{Z_1 + Z_2}{2} > Z_1 \right) \right] \\ &= 2P(T = 2), \end{aligned}$$

where in the penultimate line we use the fact that $Z_3, (Z_1 + Z_2)/2$ and $Z_1 - (Z_1 + Z_2)/2$ are independent.

Lastly,

$$\begin{aligned}
& E \left[\left(\frac{Z_1 + Z_2 + Z_3}{\sqrt{3}} \right)^2 1_{\frac{Z_1+Z_2+Z_3}{3} > Z_1} 1_{\frac{Z_1+Z_2+Z_3}{3} > \frac{Z_1+Z_2}{2}} \right] \\
&= E \left[\left(\frac{Z_1 + Z_2 + Z_3}{\sqrt{3}} \right)^2 1_{\frac{Z_1+Z_2+Z_3}{3} > Z_1} 1_{Z_3 > \frac{Z_1+Z_2+Z_3}{3}} \right] \\
&= E \left[\left(\frac{Z_1 + Z_2 + Z_3}{\sqrt{3}} \right)^2 \right] E \left[1_{\frac{Z_1+Z_2+Z_3}{3} > Z_1} 1_{\frac{Z_1+Z_2+Z_3}{3} > \frac{Z_1+Z_2}{2}} \right] \\
&= 1P(T = 1)
\end{aligned}$$

as the variables $\bar{Z} = (Z_1 + Z_2 + Z_3)/3$ and $\{Z_1 - \bar{Z}, Z_2 - \bar{Z}, Z_3 - \bar{Z}\}$ are independent.

The key to the general proof is the combination of two actions:

1. Permutations of subgroups (column (a)), and
2. independence of column (b) from the random variables $\sum_{i=1}^k (Z_i^G)^2$ and the indicator functions in column (a). Note that for any $k > j \geq 1$, letting $\bar{Z} = (Z_1 + Z_2 + \dots + Z_k)/k$

$$\frac{Z_1 + Z_2 + \dots + Z_j}{j} - \bar{Z} = \frac{(Z_1 - \bar{Z}) + (Z_2 - \bar{Z}) + \dots + (Z_j - \bar{Z})}{j},$$

which is independent of \bar{Z} for any choice of $j < k$.

To write down the proof for any k we must first introduce some notation.

- For any $1 \leq m \leq k$, we may create a collection \mathcal{P} of partitions of $\{1, \dots, k\}$ such that the total number of elements in each partition is m . For example, when $k = 4$ and $m = 2$, then the elements of \mathcal{P} are the partitions $(\{1\}\{234\})$, $(\{12\}\{34\})$ and $(\{123\}\{4\})$. Furthermore, for each partition, we may write down the number of elements in each subset of the partition. Here the sizes of the partitions are 1, 3 then 2, 2 and 3, 1. These partitions may be grouped further by placing together all partitions such that their sizes are unique up to order. Thus, in the above example we would put together 1, 3 and 3, 1 as one group, and the second group would be made up of 2, 2. From each subgroup we wish to choose a representative member, and the collection of these representatives will be denoted as $\tau(m)$. We assume that the representative τ is chosen in such a way that the sizes of the partitions are given in increasing order. Let r_1 denote the number of subgroups with size 1, and so on. Thus, for $\tau = (\{1\}\{234\})$, we have $r_1 = 1, r_2 = 0, r_3 = 1, \dots, r_k = 0$.
- Next, from $\tau(m)$ we wish to re-create the entire collection \mathcal{P} . To do this, it is sufficient to take each τ and re-create all of the partitions which had the same sizes. Let $\sigma_m \tau$

denote the resulting collection for a fixed partition τ . Thus, \mathcal{P} is equal to the union of $\sigma_m\tau$ over all $\tau \in \tau(m)$. Note that the number of elements in $\sigma_m\tau$ is given by

$$\binom{m}{r_1 r_2 \dots r_k}.$$

We also use the notation $R_j = \sum_{i=1}^j r_i$, with $R_0 = 0$. Note that $R_k = m$.

- For each partition σ , we write $\sigma_1, \dots, \sigma_m$ to denote the individual subsets of the partition. Thus, for $\sigma = (\{1\}\{234\})$, we would have $\sigma_1 = \{1\}$ and $\sigma_2 = \{2, 3, 4\}$.
- For each σ_j as defined above, we let

$$AV_{\sigma_j}Z = \left(\sum_{i \in \sigma_j} Z_i \right) / |\sigma_j|, \text{ and } AV_{\sigma_j}^{-l}Z = \left(\sum_{i \in \sigma_j^{(l)}} Z_i \right) / |\sigma_j^{(l)}|,$$

where $\sigma_j^{(l)}$ denotes σ_j with its *last* l elements removed.

We are now ready to calculate $E[\sum_{i=1}^k (Z_i^G)^2 1_{T=m}]$. By considering all possible partitions, this is equal to the sum over all $\tau \in \tau(m)$ of the following terms

$$\sum_{\sigma \in \sigma_m\tau} E \left[\left\{ \sum_{j=1}^m |\sigma_j| (AV_{\sigma_j}Z)^2 \right\} 1_{AV_{\sigma_1}Z > \dots > AV_{\sigma_m}Z} \prod_{j=1}^m 1_{AV_{\sigma_j}Z > \max\{AV_{\sigma_j}^{-1}Z, \dots, AV_{\sigma_j}^{-(|\sigma_j|-1)}Z\}} \right].$$

By permuting each $\sigma \in \sigma_m\tau$, and appealing to the exchangeability of the Z_i 's, this is equal to

$$\begin{aligned} & E \left[\left\{ \sum_{j=1}^m |\sigma_j| (AV_{\sigma_j}Z)^2 \right\} \left\{ \prod_{i=1}^k 1_{AV_{\sigma_{R_{i-1}+1}}Z > \dots > AV_{\sigma_{R_i}}Z} \right\} \right. \\ & \quad \left. \times \left\{ \prod_{j=1}^m 1_{AV_{\sigma_j}Z > \max\{AV_{\sigma_j}^{-1}Z, \dots, AV_{\sigma_j}^{-(|\sigma_j|-1)}Z\}} \right\} \right] \\ & = E \left[\left\{ \sum_{j=1}^m |\sigma_j| (AV_{\sigma_j}Z)^2 \right\} \left\{ \prod_{i=1}^k 1_{AV_{\sigma_{R_{i-1}+1}}Z > \dots > AV_{\sigma_{R_i}}Z} \right\} \right] \\ & \quad \times E \left[\left\{ \prod_{j=1}^m 1_{AV_{\sigma_j}Z > \max\{AV_{\sigma_j}^{-1}Z, \dots, AV_{\sigma_j}^{-(|\sigma_j|-1)}Z\}} \right\} \right], \end{aligned}$$

by independence of each $AV_{\sigma_j}Z$ and each $Z_i - AV_{\sigma_j}Z$ for $i \in \sigma_j$. Notice that the permutations of $\sigma \in \sigma_m\tau$ do not account for permutations across all groups with equal ‘‘size’’. By considering furthermore all permutations between groups of equal size, we further obtain

that the last display above is equal to

$$\begin{aligned}
& E \left[\left\{ \sum_{j=1}^m |\sigma_j| (AV_{\sigma_j} Z)^2 \right\} \right] E \left[\left\{ \prod_{i=1}^k 1_{AV_{\sigma_{R_{i-1}+1}} Z > \dots > AV_{\sigma_{R_i}} Z} \right\} \right] \\
& \quad \times E \left[\left\{ \prod_{j=1}^m 1_{AV_{\sigma_j} Z > \max\{AV_{\sigma_j}^{-1} Z, \dots, AV_{\sigma_j}^{-(|\sigma_j|-1)} Z\}} \right\} \right] \\
& = m E \left[\left\{ \prod_{i=1}^k 1_{AV_{\sigma_{R_{i-1}+1}} Z > \dots > AV_{\sigma_{R_i}} Z} \right\} \right] E \left[\left\{ \prod_{j=1}^m 1_{AV_{\sigma_j} Z > \max\{AV_{\sigma_j}^{-1} Z, \dots, AV_{\sigma_j}^{-(|\sigma_j|-1)} Z\}} \right\} \right].
\end{aligned}$$

Lastly, we collect terms to find that $E[\sum_{i=1}^k (Z_i^G)^2 1_{T=m}]$ is equal to m times

$$\begin{aligned}
& \sum_{\tau \in \tau(m)} E \left[\left\{ \prod_{i=1}^k 1_{AV_{\sigma_{R_{i-1}+1}} Z > \dots > AV_{\sigma_{R_i}} Z} \right\} \right] E \left[\left\{ \prod_{j=1}^m 1_{AV_{\sigma_j} Z > \max\{AV_{\sigma_j}^{-1} Z, \dots, AV_{\sigma_j}^{-(|\sigma_j|-1)} Z\}} \right\} \right] \\
& = \sum_{\tau \in \tau(m)} \sum_{\sigma \in \sigma_m \tau} E \left[1_{AV_{\sigma_1} Z > \dots > AV_{\sigma_m} Z} \left\{ \prod_{j=1}^m 1_{AV_{\sigma_j} Z > \max\{AV_{\sigma_j}^{-1} Z, \dots, AV_{\sigma_j}^{-(|\sigma_j|-1)} Z\}} \right\} \right] \\
& = P(T = m),
\end{aligned}$$

which concludes the proof. \square

Proof of Proposition 4.5. In light of Proposition 3.4 and the definition of Y^G (along with some simple calculations), it is sufficient to prove that

$$(s - r + 1) E \left[\sum_{x=r}^s \text{gren}(\tilde{Y}^{(r,s)})_x^2 \right] = \sum_{i=1}^{s-r} \frac{1}{i+1}, \quad (6.15)$$

using the notation of the Proposition 3.4. Without loss of generality we may assume that $r = 0$, and for simplicity we write \tilde{Y} for $\tilde{Y}^{(r,s)}$.

Let $k = s + 1$, and let Z_1, \dots, Z_k denote k i.i.d. $N(0,1)$ random variables, let \bar{Z} denote

their average, and let $\tilde{Z}_i = Z_i - \bar{Z}$ (which is independent of \bar{Z}). We then have that

$$\begin{aligned}
E \left[\sum_{x=1}^k \text{gren}(Z)_x^2 \right] &= E \left[\sum_{x=1}^k \text{gren}(\tilde{Z} + \bar{Z})_x^2 \right] \\
&= E \left[\sum_{x=1}^k \left\{ \text{gren}(\tilde{Z})_x + \bar{Z} \right\}^2 \right] \\
&= E \left[\sum_{x=1}^k \left\{ \text{gren}(\tilde{Z})_x \right\}^2 + \sum_{x=1}^k \bar{Z}^2 \right] \\
&= E \left[\sum_{x=1}^k \left\{ \text{gren}(\tilde{Z})_x \right\}^2 \right] + 1 \\
&= (y+1) E \left[\sum_{x=0}^y \left\{ \text{gren}(\tilde{Y})_x \right\}^2 \right] + 1
\end{aligned}$$

Therefore, by Lemma 6.3, to prove (6.15), it is sufficient to show that

$$E \left[\sum_{x=1}^k \text{gren}(Z)_x^2 \right] = E[T] = \sum_{i=1}^k \frac{1}{i},$$

where T denotes the number of touchpoints of the LCM with the cumulative sums of the Z'_i s.

To do this, we use the results of Sparre Andersen (1954). He considers exchangeable random variables X_1, X_2, \dots and their partial sums $S_0 = 0, S_1, S_2, \dots, S_n = \sum_{i=1}^n X_i$, and shows that the number H_n of values $i \in \{1, \dots, n-1\}$ for which S_i coincides with the least concave majorant (equivalently the greatest convex minorant) of the sequence S_0, \dots, S_n has mean given by

$$E[H_n] = \sum_{i=1}^n \frac{1}{i+1},$$

as long as the random variables X_1, \dots, X_n are symmetrically dependent and

$$P(S_i/i = S_j/j) = 0, \quad 1 \leq i < j \leq n.$$

The vector X_1, \dots, X_n is symmetrically dependent if its joint cumulative distribution function $P(X_i \leq x_i, i = 1, \dots, n)$ is a symmetric function of x_1, \dots, x_n . This result is Theorem 5 in Sparre Andersen (1954). Clearly, we have that $E[T-1] = E[H_k]$, for $X_1 = Z_1, \dots, X_n = Z_k$, which are exchangeable, and satisfy the required conditions. The result follows. \square

Proof of Remark 3.11. To prove this result we continue with the notation of the previous proof. Equality of $\text{gren}(Y)$ with Y holds if and only if the above partition $T = \{0, \dots, y\}$. By Theorem 5 of Sparre Andersen (1954), this occurs with probability $1/(y+1)!$. \square

Proof of Remark 4.6. By Proposition 3.4 (and using the notation defined there), it is enough to prove that

$$E[\text{gren}(\tilde{Y})_x^2] \leq \frac{1}{\tau} - \frac{1}{\tau^2},$$

where for simplicity we write $\tilde{Y} = \tilde{Y}^{(s,r)}$. Let $\{\tilde{W}_x\}_{x=r}^s$ be i.i.d. normal random variables with mean zero and variance $1/\tau$, and let $\bar{W} = (\sum_{x=r}^s \tilde{W}_x)/\tau$. Then $\tilde{Y} \stackrel{d}{=} \tilde{Z} - \bar{Z}$, and also $\text{gren}(\tilde{Z})_x = \text{gren}(\tilde{Z} - \bar{Z})_x + \bar{Z}$. Notice also that $\tilde{Z} - \bar{Z}$ and \bar{Z} are independent. We therefore find that

$$\begin{aligned} E[\text{gren}(\tilde{Y})_x^2] + 1/\tau^2 &= E[\text{gren}(\tilde{Z})_x^2] \\ &\leq E[\tilde{Z}_x^2] = 1/\tau, \end{aligned}$$

the latter inequality following directly from Theorem 1.6.2 of Robertson et al. (1988), since the elements of \tilde{Z} are independent. \square

6.4 Estimating the mixing distribution: proofs

Proof of Theorem 5.1. Since $\|\tilde{q}_n - q\|_k \leq \|\tilde{q}_n - q\|_1$ and $H(\tilde{q}_n, q) \leq \sqrt{\|\tilde{q}_n - q\|_1}$, it is sufficient to only consider convergence in the ℓ_1 norm. Note that

$$|\tilde{q}_{n,x} - q_x| \leq (x+1) \{|\tilde{p}_{n,x+1} - p_{x+1}| + |\tilde{p}_{n,x} - p_x|\},$$

and therefore we may further reduce the problem to showing that $\sum_{x \geq 0} x |\tilde{p}_{n,x} - p_x|$ converges to zero.

For $\tilde{p}_n = \hat{p}_{n,x}$, we have that for any large K

$$\sum_{x \geq 0} x |\hat{p}_{n,x} - p_x| \leq K \sup_{x < K} |\hat{p}_{n,x} - p_x| + \sum_{x \geq K} x p_x + \sum_{x \geq K} x \hat{p}_{n,x},$$

and since $E_p[X]$ exists by assumption, it follows from the law of large numbers that for any K ,

$$\sum_{x \geq K} x \hat{p}_{n,x} \rightarrow \sum_{x \geq K} x p_x,$$

almost surely. The proof now proceeds as in the proof of Theorem 2.4.

For the rearrangement estimator and the MLE, we may use the same approach. The key is to note that $\sum_{x \geq K} x \tilde{p}_{n,x} \leq \sum_{x \geq K} x \hat{p}_{n,x}$, for any K and for both $\tilde{p}_n = \hat{p}_n^R, \hat{p}_n^G$. This holds since $f_x = \mathbb{1}_{x \geq K} x$ is an increasing function and therefore (6.6) of Lemma 6.1 applies. \square

Proof of Theorem 5.2. Since $\kappa < \infty$ by assumption, the theorem follows directly from the results of Sections 3 and 4, as well as Theorem 5.1. \square

References

- ALAMATSAZ, M. H. (1993). On discrete α -unimodal distributions. *Statist. Neerlandica* **47** 245–252.
- ANEVSKI, D. and FOUGÈRES, A.-L. (2007). Limit properties of the monotone rearrangement for density and regression function estimation. Tech. rep., arXiv.org. ArXiv:0710.4617v1.
- ARAUJO, A. and GINÉ, E. (1980). *The central limit theorem for real and Banach valued random variables*. John Wiley & Sons, New York-Chichester-Brisbane. Wiley Series in Probability and Mathematical Statistics.
- BALABDAOUI, F., JANKOWSKI, H. K., PAVLIDES, M., SEREGIN, A. and WELLNER, J. A. (2009). On the Grenander estimator at zero. Tech. Rep. 554, Department of Statistics, University of Washington. ArXiv:0902.4453.
- BANERJEE, M., KOSOROK, M. and TANG, R. (2009). Asymptotics for current status data with different observation time schemes. Tech. rep., University of Michigan.
- BIRGÉ, L. (1987). Estimating a density under order restrictions: nonasymptotic minimax risk. *Ann. Statist.* **15** 995–1012.
- CAROLAN, C. and DYKSTRA, R. (1999). Asymptotic behavior of the Grenander estimator at density flat regions. *The Canadian Journal of Statistics* **27** 557–566.
- CHERNOZHUKOV, V., FERNANDEZ-VAL, I. and GALICHON, A. (2009). Improving point and interval estimators of monotone functions by rearrangement. *Biometrika* **96** 559–575.
- DETTE, H., NEUMEYER, N. and PILZ, K. F. (2006). A simple nonparametric estimator of a strictly monotone regression function. *Bernoulli* **12** 469–490.
- DETTE, H. and PILZ, K. F. (2006). A comparative study of monotone nonparametric kernel estimates. *Journal of Statistical Computation and Simulation* **76** 41–56.
- DUDLEY, R. M. (1999). *Uniform Central Limit Theorems*, vol. 63 of *Cambridge Studies in Advanced Mathematics*. Cambridge University Press, Cambridge.
- DUROT, C. and TOCQUET, A.-S. (2003). On the distance between the empirical process and its concave majorant in a monotone regression framework. *Ann. Inst. H. Poincaré Probab. Statist.* **39** 217–240.
- FERGUSON, T. S. (1996). *A Course in Large Sample Theory*. Texts in Statistical Science Series, Chapman & Hall, London.
- FOUGÈRES, A.-L. (1997). Estimation de densités unimodales. *The Canadian Journal of Statistics* **25** 375–387.

- HARDY, G. H., LITTLEWOOD, J. E. and PÓLYA, G. (1952). *Inequalities*. Cambridge, at the University Press. 2d ed.
- LE CAM, L. M. (1969). *Théorie asymptotique de la décision statistique*. Séminaire de Mathématiques Supérieures, No. 33 (Été, 1968), Les Presses de l'Université de Montréal, Montreal, Que.
- LIEB, E. H. and LOSS, M. (1997). *Analysis*, vol. 14 of *Graduate Studies in Mathematics*. American Mathematical Society, Providence, RI.
- MAATHUIS, M. H. and HUDGENS, M. G. (2009). Nonparametric inference for competing risks current status data with continuous, discrete or grouped observation times. Tech. rep., arXiv.org. ArXiv:0909.4856.
- PARTHASARATHY, K. R. (1967). *Probability measures on metric spaces*. Probability and Mathematical Statistics, No. 3, Academic Press Inc., New York.
- PRAKASA RAO, B. L. S. (1969). Estimation of a unimodal density. *Sankhyā Series A* **31** 23–36.
- ROBERTSON, T., WRIGHT, F. T. and DYKSTRA, R. L. (1988). *Order Restricted Statistical Inference*. Wiley Series in Probability and Mathematical Statistics: Probability and Mathematical Statistics, John Wiley & Sons Ltd., Chichester.
- SPARRE ANDERSEN, E. (1954). On the fluctuations of sums of random variables. II. *Mathematica Scandinavica* **2** 195–223.