

Estimating Black Hole Masses in Triaxial Galaxies

Remco C. E. van den Bosch^{1,2}, P. Tim de Zeeuw^{2,3}

¹ *McDonald Observatory, The University of Texas at Austin, TX 78712, Austin, USA [bosch@astro.as.utexas.edu]*

² *Sterrewacht Leiden, Universiteit Leiden, Postbus 9513, 2300 RA Leiden, The Netherlands*

³ *European Southern Observatory, D-85748 Garching bei München*

Accepted 2009 October 2. Received 2009 October 2; in original form 2009 February 27

ABSTRACT

Most of the super massive black hole mass (M_{\bullet}) estimates based on stellar kinematics use the assumption that galaxies are axisymmetric oblate spheroids or spherical. Here we use fully general triaxial orbit-based models to explore the effect of relaxing the axisymmetric assumption on the previously studied galaxies M32 and NGC 3379. We find that M32 can only be modeled accurately using an axisymmetric shape viewed nearly edge-on and our black hole mass estimate is identical to previous studies. When the observed 5° kinematical twist is included in our model of NGC 3379, the best shape is mildly triaxial and we find that our best-fitting black hole mass estimate doubles with respect to the axisymmetric model. This particular black hole mass estimate is still within the errors of that of the axisymmetric model and consistent with the M_{\bullet} - σ relationship. However, this effect may have a pronounced impact on black hole demography, since roughly a third of the most massive galaxies are strongly triaxial.

Key words: black hole physics, galaxies: elliptical and lenticular, cD - galaxies: kinematics and dynamics - galaxies: individual: NGC 3379, M32 galaxies: structure, galaxies: nuclei

1 INTRODUCTION

The masses of super massive black holes in the centers of galaxies are known to correlate with several properties of the host galaxy. The most well known correlation is with the stellar velocity dispersion of the galaxy (M_{\bullet} - σ , e.g., Tremaine et al. 2002). The black hole is thought to play an important role in the evolution of its host (e.g. AGN feedback), as the properties of galaxies are tightly linked to M_{\bullet} . Therefore it is important to be able to measure the M_{\bullet} accurately and understand whether the scatter in the relations is due to measurement error, or if it is intrinsic. Most of the M_{\bullet} estimates upon which these relationships are based were derived using dynamical (edge-on) axisymmetric (or spherical) dynamical models (See Ferrarese & Ford 2005 for a review).

It has long been known from photometry that some elliptical galaxies are triaxial (e.g. Kormendy & Bender 1996), i.e. have intrinsic shapes with three distinct axes (Binney 1976, 1978), and more recently Emsellem et al. (2007) and Cappellari et al. (2007) have shown using stellar kinematics that around a third of the most massive ellipticals are at least mildly triaxial. It is thus relevant to rederive the M_{\bullet} in these galaxies with our triaxial instead of axisymmetric orbit super-position models.

Thomas et al. (2007) have modelled mock triaxial merger remnants using axisymmetric geometry and found a correlation between viewing angle and the recovered total galaxy mass. Additionally, they found that the luminous mass to light ratio (M/L) was underestimated by up to 20% confirming that triaxial modelling is preferred.

In this paper we explore the black hole recovery with the triax-

ial machinery from van den Bosch et al. (2008) using galaxies that have previously been modeled with axisymmetric codes to verify the triaxial models. We do this with M32 and NGC 3379 which have their black hole mass determined using STIS, as well as SAURON and OASIS Integral Field Unit (IFU) data. Both galaxies have state-of-the-art kinematics available over a large spatial range and are inside the sphere of influence of the black hole.

We describe our modeling technique and uncertainties in §2 and then derive our black hole estimates on galaxies M32 and NGC 3379 in §3. We briefly address the reliability in §4, and we end with discussion and conclusions in §5.

2 TRIAXIAL SCHWARZSCHILD MODELING

In this paper we use the triaxial Schwarzschild (1979) orbit superposition technique as it is described in van den Bosch et al. (2008), of which we give a brief summary here. It is a powerful tool to construct realistic dynamical models. It allows for an arbitrary triaxial gravitational potential (with possible contributions from dark components) in which the equations of motion are integrated numerically for a representative library of orbits. Then the superposition of orbits is determined for which the combined density and velocity moments best fit the observed surface brightness and kinematics using least squares. By marginalising over parameter space, Schwarzschild's method not only provides the viewing direction and the M/L with the dark matter contribution, but also allows the investigation of the

arXiv:0910.0844v1 [astro-ph.CO] 5 Oct 2009

intrinsic dynamical structures as well as the distribution function through the orbital mass weights (cf. Vandervoort 1984). These models have complete freedom: specifically no form of (an-)isotropy is implied, within the limits of the observed photometry and stellar kinematics.

Krajnović et al. (2005) showed that the (3I) Schwarzschild method can recover the phase-space distribution function in the two-integral axisymmetric case. Additionally, van de Ven, de Zeeuw & van den Bosch (2008) confirmed that the same is true for triaxial Schwarzschild models and extended this to show that we can recover the internal dynamics and three-integral distribution function of triaxial early-type galaxies given their viewing angles. In van den Bosch & van de Ven (2009) we have done tests on several three-integral Abel models, that simulate real early-type galaxies, and found we are also able to recover the viewing angles of triaxial early-type galaxies, as long as their kinematics show clearly defined gradients. These final tests allowed us to firmly establish robustness of the shape recovery and phase space distribution of triaxial Schwarzschild modeling.

To construct a (luminous) mass model we assume that the three-dimensional mass distribution can be parameterized with multiple coaxial Gaussians (Monnet et al. 1992; Bendinelli & Parmeggiani 1995; Emsellem et al. 1994; Cappellari 2002). The mass distribution used in the models is constructed by fitting two-dimensional Gaussians to the broad band photometry of the galaxy. These Gaussians can be deprojected onto a coaxial triaxial shape by choosing three viewing angles; (θ , φ) and the apparent misalignment (ψ), which are used to define the direction from which the galaxy is seen. The shape of each deprojected Gaussian depends on the viewing angles, its observed flattening and its isophotal twist. The shape of each three-dimensional Gaussian is characterized by $p_j = b_j/a_j$, $q_j = c_j/a_j$ and $u_j = a'_j/a_j$, where a_j , b_j and c_j are the long, intermediate and short axis lengths of each individual Gauss j , and a'_j is the length of longest axis of the Gauss as observed on the sky. To do a full search of all possible mass models we first sample uniformly over a (separate) set of axis ratios, p , q and u , which translates to a set of viewing angles. These viewing angles are then used to construct all the mass models. The light model is converted to a mass by assuming a constant M/L ratio (but see van den Bosch et al. 2006; van de Ven et al. 2006).

The black hole mass estimates determined using Schwarzschild modeling have not been without debate: Valluri et al. (2004) reported the existence of a χ^2 plateau prohibiting a M_\bullet assessment. This could be avoided by using some form of regularisation and enough orbits in the models. The debate was settled by Magorrian (2006) who showed that the results from standard superposition methods are accurate, if observational errors are taken into account. Currently, McDermid is leading a joint effort in a comparative study of the M_\bullet recovery using three independent axisymmetric codes. Using generalised cross validation, he finds that regularisation should be used to avoid the known issue of these models over-fitting the data, and thus yield reliable error estimates on M_\bullet . While these results are obtained with axisymmetric modeling, it is likely that they will hold in the triaxial case too, as the triaxial method is conceptually very similar. In this paper we repeated all modeling with and without regularisation and found no difference in the recovered black hole masses.

To determine the uncertainty on the derived shape we shall use the χ^2 based confidence interval that was established in van den Bosch & van de Ven (2009). The intervals are based upon the expected standard deviation of the $\Delta\chi^2 (= \sqrt{2N_{obs}})$, where N_{obs} is the number of kinematical observations used to constrain the

model). As the M_\bullet determination is only influenced by a few of the innermost kinematical observations, we shall use the standard formal 1σ and 3σ results based upon a χ^2 distribution with two degrees of freedom. This is based on the assumption that the determined shape is independent of the M_\bullet . It is not obvious that this assumption holds, but as we shall see in the rest of this paper, it works and we discuss the validity of this assumption in §4.

3 BLACK HOLE ESTIMATES USING TRIAXIAL MODELS

Here we describe the results of our dynamical modelling (as described in §2) of M32 and NGC 3379. We compare the near-axisymmetric M_\bullet estimates with literature values and explore the effect of the possible triaxial shape upon the black hole mass estimate and orbital structure.

3.1 M32

To be able to compare our results directly to other studies it was important that we used galaxies that have a published M_\bullet obtained using axisymmetric Schwarzschild models.

Therefore we chose the nearby compact fast rotator E3 galaxy M32 (Kormendy 1985), as it has been investigated by several independent authors (e.g. van der Marel et al. 1998; Verolme et al. 2002; Kormendy 2004; Valluri et al. 2004). It is consistent with axisymmetry, as it shows regular rotation and has almost no isophotal twist ($< 3^\circ$, Peletier 1993; Lauer et al. 1998). For our modeling of M32 we assumed a distance of 0.79 Mpc and used the surface brightness distribution, and the wide field SAURON data from Cappellari et al. (2007) and the STIS data from Joseph et al. (2001), that probes well within the sphere of influence of the black hole. The total number of kinematical observations used to constrain the models is 58 from STIS and 964 from the SAURON observations, measured up to the Gauss-Hermite moment (van der Marel & Franx 1993; Gerhard 1993; Rix et al. 1997) h_4 . The SAURON kinematics were point-symmetrized as described in Appendix A. Because M32 has a dispersion ($\sim 90 \text{ km s}^{-1}$) below the instrumental dispersion of SAURON (120 km s^{-1}) the moments h_3 and higher are hard to measure, and thus have large associated errors (Cappellari & Emsellem 2004; Emsellem et al. 2004). However, they are still included in the models to ensure that the (otherwise unconstrained) reconstructed LOSVDs do not deviate too far from a Gaussian-like shape.

We did not use the high spatial resolution (HR) SAURON observations from Verolme et al. (2002), as the kinematic extraction of the low resolution data by Cappellari et al. (2007) is superior, due to a much better extraction method and significantly improved stellar templates. Since we have high resolution data from STIS, we chose not to re-reduce the HR data.

3.1.1 Triaxial models of M32

Before we can get an M_\bullet estimate we need to explore the shape of M32, because it is too expensive to make models and explore parameter space for the full range in shape and M_\bullet , as it would increase the computation time by a factor 10. Therefore, we first fix the M_\bullet at $2.6 \times 10^6 M_\odot$, while varying the shape and the M/L. By doing this we assume that the derived shape does not depend on the specific M_\bullet we use. We show in §3.1.2 and §4 that this is a reasonable assumption.

The result of this triaxial modeling is shown in Fig. 1. The

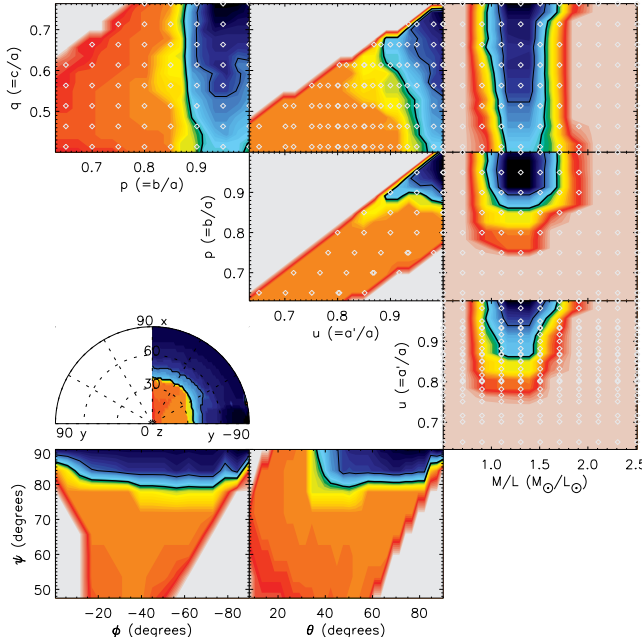


Figure 1. Contour maps of the confidence intervals for the parameters of the mass model of the models of M32. From blue to red the color denote high to low confidence. Areas for which the surface brightness cannot be deprojected are white. The contours denote 1, 3 (thick line) sigma confidence levels at $\Delta\chi^2 = 63$ and 189. The six upper-right panels show the intrinsic shape parameters (p, q, u) and the M/L; the three lower left panels show the viewing angles (ϑ, φ, ψ). The combination of ϑ and φ is shown in a Lambert equal area projection (The half circle), seen down the north pole (z -axis). In this panel the x, y and z symbols give the location of views down those axis. The best-fitting models are very round and near oblate. The preferred viewing angles are near the y -axis with nearly no intrinsic misalignment. See §2 and §3.1.1

best-fitting shape is nearly as round as the observed flattening allows and is consistent with an oblate axisymmetric spheroid with axis ratios $(p, q) = (0.95 \pm 0.05, 0.76_{-0.2}^{+0.0})$. This is fully consistent with expectations given the aligned bi-symmetric rotation in the observed velocity field. Curiously though, Verolme et al. (2002) did find a best-fitting inclination $70^\circ \pm 10^\circ$ (equivalent to $p=1, q=0.73 \pm 0.03$) using axisymmetric modeling. Our results do agree, but our errors are different, due to our conservative error bars. Our ‘axisymmetric’ models are still slightly triaxial ($p > 0.99$) and thus do allow for additional freedom from the triaxial orbital families. The box orbits are important as our (near) axisymmetric models contain 8% box orbits within one R_e .

Within the subset of axisymmetric models, the inclination is not well constrained at $\vartheta = i = 90^\circ_{-50}^{+0}$. Essentially the full inclination range (given the observed flattening) is allowed at the 3σ level. This result is interesting as it agrees with the observation made in Krajnović et al. (2005), and in van den Bosch & van de Ven (2009), that the axisymmetric models cannot constrain the inclination well. However, as is also shown in van den Bosch & van de Ven (2009), we can marginalize over the allowed shapes to gain insight into the physical parameters - like M/L and anisotropy - which tells us more about the galaxy than the inclination. The M/L is $1.4 \pm 0.2 M_\odot/L_{\odot,J}$, identical to the value from the models of Cappellari et al. (2007)¹

¹ Cappellari et al. (2006) finds $1.2 M_\odot/L_{\odot,J}$.

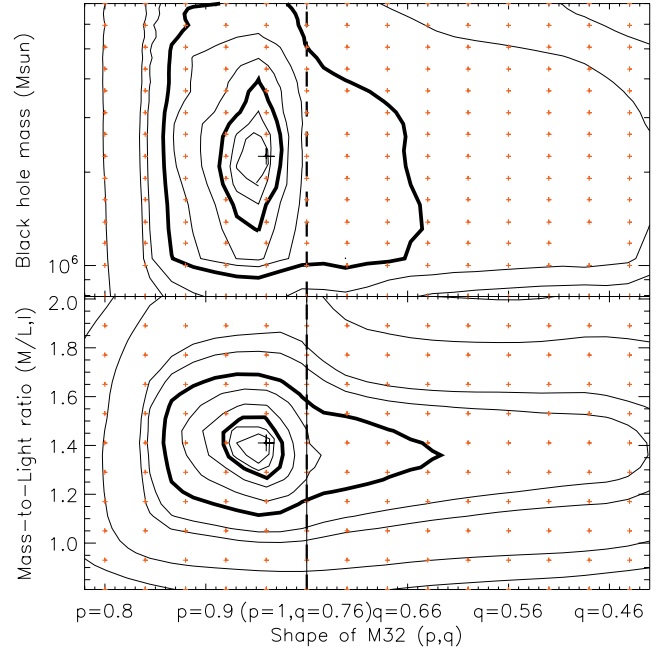


Figure 2. M_\bullet (top) and the M/L (bottom) confidence levels as a function of shape for M32. The small red crosses indicate where models were computed and the big black cross indicates the best-fit model. From far left to far right the models change from prolate ($p = 0.8, q = 0.76$), triaxial ($p = 0.9, q = 0.76$) and oblate ($p = 1.0, q = 0.46$). The vertical line denotes the transition from triaxial to oblate. The models on the vertical line are the roundest possible models. The contours show increasing level of confidence. The inner and outer thick contour indicate a $\Delta\chi^2$ of 14.1 and 63, which correspond to the 99.9% and 96% confidence on the M_\bullet and shape, respectively. The models with $M_\bullet = 0$ are relocated to $8 \times 10^5 M_\odot$, to place them within the plot.

and Verolme et al. (2002) (when corrected for the different assumed distance and for galactic reddening).

3.1.2 M32 M_\bullet estimate

To illustrate the effect of triaxiality, we show what happens when we sample different shapes while varying the M_\bullet and the M/L. We vary the shape from maximally prolate to maximally oblate (6 models) and at different axisymmetric shapes (8 models). These shapes continuously follow the $q=0.76$ and then the $p=1$ line in the upper leftmost plot (p vs. q) in Fig. 1. This also fully encompasses the uncertainty in estimated shape.

In Fig. 2 we show the confidence levels ($\Delta\chi^2$) of the M/L and M_\bullet as a function of these shapes. As expected the contours show that the roundest models are the best-fit ($q > 0.66, p > 0.88$). After marginalizing over the shapes, our M_\bullet mass estimate of $(2.4 \pm 1.0) \times 10^6 M_\odot$ is fully consistent with previous results of $(2 - 4) \times 10^6 M_\odot$ from Joseph et al. (2001), $(2.4 \pm 0.7) \times 10^6 M_\odot$ from van der Marel et al. (1998) and $(2.5 \pm 0.5) \times 10^6 M_\odot$ Verolme et al. (2002) and $2.6 \times 10^6 M_\odot$ from M_\bullet - σ (Tremaine et al. 2002).

The two most nearly prolate models in this test are a significantly worse fit than the best-fit model. To illustrate this we show the kinematics of the observed stellar kinematics and four models, varying from oblate to prolate, in Fig. 3. While the oblate and round models reproduce the observations, the prolate models are unable to do so, and we can therefore conclude that M32 does not have prolate shape.

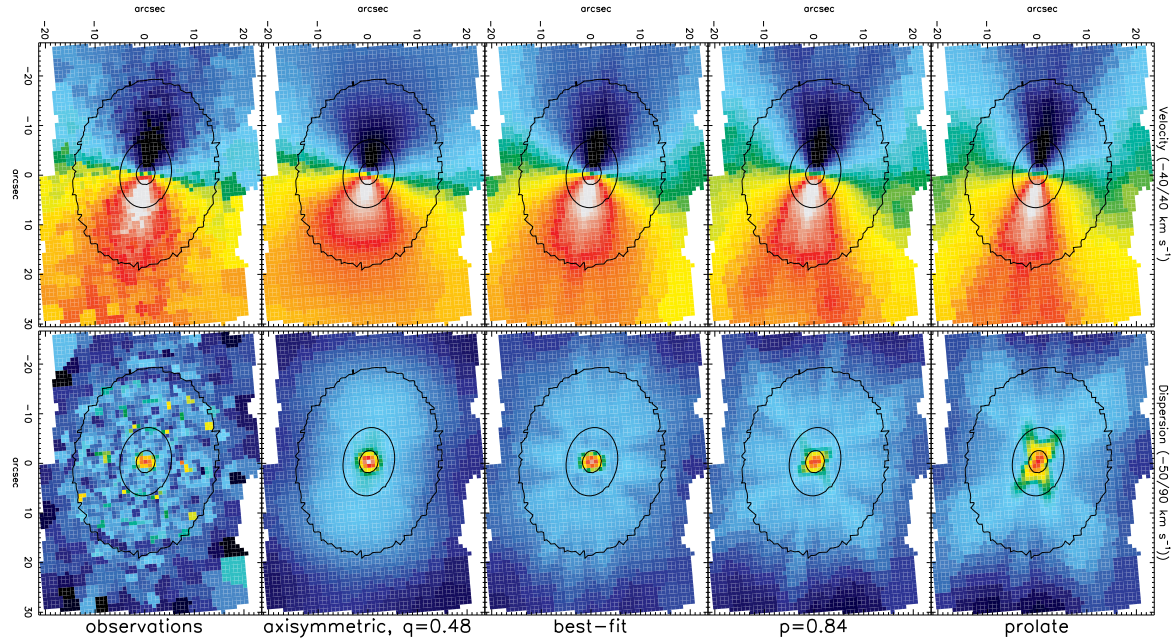


Figure 3. Observed stellar kinematics of M32 (left) and the models that correspond to Fig. 2, see labels. Top row is the stellar mean velocity and bottom is the stellar velocity dispersion. From left to right: SAURON observations, models from oblate to prolate; $(p, u) = (1.00, 0.48), (0.97, 0.76), (0.84, 0.76), (0.77, 0.76)$. Contours show representative isophotes. All but the prolate models reproduce the observations well.

Interestingly the best-fitting M/L and M_{\bullet} do not change significantly for the individual triaxial models (See Fig. 2), indicating that our initial assumption, i.e. that the recovered shape is not dependent on the initial M_{\bullet} , is probably reasonable in this case. To ensure that our models do not depend on the number of orbits, we doubled the number of orbits, and repeated the above test and found no significant change on the best-fit error and the formal error bars.

Overall, this shows that it is possible to recover M_{\bullet} with our triaxial method. Furthermore, we showed that, in this case, the recovered M_{\bullet} does not significantly depend on the intrinsic shape, and that the shape of M32 is very close to oblate.

3.2 NGC 3379

As the second test galaxy we chose the fast rotator NGC 3379, which also has its black hole mass measured with orbit-based models (Gebhardt et al. 2000, Shapiro et al. 2006, hereafter S06, Douglas et al. 2007), has a decoupled nuclear gas ring (e.g. Statler 2001) and an M_{\bullet} estimate from the gas kinematics (S06). The velocity maps show regular rotation that is consistent with oblate axisymmetry, and probe to well within the sphere of influence. Detailed axisymmetric orbit-based and gas disc models are shown in S06. However this galaxy shows mild evidence for triaxiality: It has a small isophotal twist (Capaccioli et al. 1987), an $5 \pm 3^{\circ}$ kinematical misalignment (S06, Statler et al. 1999) and even shows hints of kinematical twist (Krajnović et al. 2008). Capaccioli et al. (1991) suggested it might be a triaxial S0 seen face-on, and Statler (2001) has argued that this galaxy is mildly triaxial. Krajnović et al. (2008) showed that NGC 3379 is consistent with being like all the other *fast-rotators* in the SAURON sample: nearly axisymmetric and with a disk, but seen almost face-on (based on their V/σ diagram). Their interpretation would mean that the misalignment is due to a non-perfect circularity of the disk.

All this makes NGC 3379 an ideal test case for the black hole recovery of the triaxial Schwarzschild machinery. We use the surface

brightness distribution (based upon WFPC2 and ground-based imaging), SAURON and OASIS stellar kinematics, and distance (10.28 Mpc) from S06 for our modeling.

3.2.1 NGC 3379 in the axisymmetric limit

NGC 3379 is a very round galaxy, so it is difficult to establish the photometric PA with high precision, and thus the exact amount of misalignment is uncertain ($5 \pm 3^{\circ}$), and is in principle consistent with no misalignment (0°) within 2σ . As such this galaxy could be an axisymmetric oblate spheroid. Exploiting this uncertainty, S06 aligned the stellar kinematics with the photometry by rotating the velocity field by 5° and bi-symmetrizing the kinematics. This adjustment to the observed kinematics ensures that they are completely compatible with the axisymmetric modelling and these ‘corrected’ observations were used for their M_{\bullet} determinations. To check our triaxial modeling machinery, we duplicate those models from S06 to see if we recover the same M_{\bullet} given the same input parameters. This test is important as our triaxial machinery is not capable of making a perfectly axisymmetric model, so even our *axisymmetric model* would be minutely triaxial ($p > 0.99$) and can still benefit from the additional orbital families, especially the strongly radial box orbits, which do not exist in a pure axisymmetric potential.

We reconstructed the parameter space in M/L and M_{\bullet} from S06. The results, presented in Fig. 4, are identical to the estimate produced with the axisymmetric code, giving $M_{\bullet} = (1.4 \pm 0.9) \times 10^8 M_{\odot}$ and an M/L of $(3.1 \pm 0.2) M_{\odot}/L_{\odot,I}$ and is also similar to the results from Gebhardt et al. (2000). The fit to the kinematics is not shown, as it is essentially identical to the figures in S06. To be completely confident we also tested with double the number of orbits and this does not affect the recovered black hole mass and its confidence interval.

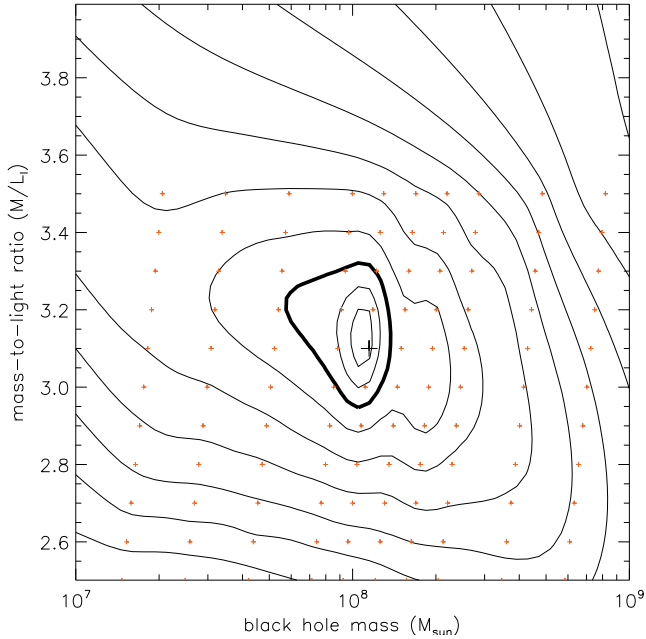


Figure 4. The confidence levels in the M_{\bullet} and the M/L for an axisymmetric model of NGC 3379 made with the triaxial software. See §3.2.1. The thick contour denotes $\Delta\chi^2=14.1$, corresponding to a 99.9% confidence level. The location of the minimum and the shape of the confidence contours match the results from S06 (see the rightmost panel in their Fig. 8), demonstrating that both codes provide identical results when given the same observables and shape.

3.2.2 Triaxial models of NGC 3379

To study the effect of kinematical misalignment on the M_{\bullet} estimate we modelled NGC 3379 using our triaxial machinery and with the kinematical misalignment intact and point-symmetrized (See Appendix A) kinematics. We first searched through the shape distribution, while keeping M_{\bullet} fixed at $1.4 \times 10^8 M_{\odot}$. The best-fitting kinematics is shown in Fig. 5 and 8. The recovered shape, shown in Fig. 6 is $(p, q) = (0.95^{+0.03}_{-0.05}, 0.81^{+0.05}_{-0.10})$ at $1 R_e$. Our shape is consistent with the result from Statler (2001) of $p \gtrsim 0.99$ and $q \sim 0.7$. Given that his method is completely different, it is reassuring to see that we can even reproduce the shape of the confidence intervals (but see van den Bosch et al. 2008). The allowed viewing angles cover a large range, but prefer strongly inclined (face-on) views, which is also consistent with the results from de Lorenzi et al. (2009).

It is important to notice that at the 3σ level the shape is not constrained well, allowing almost all viewing angles (ϑ, φ) and a large allowed range in shapes (see Fig. 6). A pure oblate axisymmetric spheroid is excluded at the 2σ level, and this happens because the axisymmetric model cannot reproduce the twist in the zero velocity curve ($\Delta\chi^2 > 200$). This is shown in Fig. 5. The differences between the axisymmetric (third panel from the left in Fig. 5) and triaxial (second panel from the left in Fig. 5) model are not very prominent; the most visible change can be seen in the (twisting) shape of the zero velocity curve.

Since S06 uses bi-symmetrized kinematics and the axisymmetric models use different intrinsic mass bins it is not possible to directly compare the χ^2 of those models with ours. To do a direct comparison we recreated the original axisymmetric model from S06 with the triaxial machinery, without bi-symmetrizing, but with the kinematic misalignment correction (see §3.2.1). We expected that this *original* axisymmetric model would fit the data better than the

axisymmetric model – because the latter does not correct for the misalignment – but this is not what we found (rightmost panel in Fig. 5). The kinematics of the best-fit triaxial axisymmetric model are statistically a significantly much better fit, with a difference in $\Delta\chi^2 > 900$. The differences show up in the twist of the zero velocity curve and the ‘hexagonal shape’ of the velocity dispersion. It seems that in this case the twist of this galaxy was overestimated due to the inaccurate determination of the photometric or kinematic PA. Both are possible because NGC 3379 is very round, has some isophotal twist and does not have a strong velocity field. Luckily, the triaxial modeling (as opposed to the axisymmetric modeling) does not depend on these measurements, as it only requires that the relative orientation between the photometry and kinematics be known.

Given that the shape can not be constrained accurately our choice of the M_{\bullet} might influence the recovered shape. To test if this was the case we checked to see if the recovered shape would differ if we set $M_{\bullet} = 0$. The shape recovered was not different.

The intrinsic orientation of the central gas and dust disc in this galaxy is interesting due to its apparent misalignment of ~ 50 degrees with the main body of the galaxy. The only stable configurations in a stationary triaxial geometry are in the principal planes. Statler (2001) did a thorough analysis and concluded that, if the disc lies in a plane, the only option that he could not rule out was a polar ring. Lauer et al. (2005) showed that stellar photometry inside 1 arcsecond has a sudden PA twist of more than 20 degrees, towards the gas disc. The gas disc has a size of 4 arcsec and is thus at larger radii than this stellar feature, but the two could be connected. Also, S06 found evidence that the gas disc might be warped using an ad-hoc model, indicating that a simple stable gas disc in a plane might actually not be a good description. Our current mass model does not include any isophotal twist and therefore does not predict if these two features are intrinsically aligned. To do that, a mass model with isophotal twist would be needed. As an added benefit such a mass model with isophotal twist will lower the amount of possible deprojection, which would indirectly help constrain the shape of this galaxy.

In our current modelling without isophotal twist, the allowed range in viewing angles is large, and it might thus be possible to place the ring in a principal plane. The ring is misaligned 45° from the photometric PA, so to place the ring in a principal plane we need a misalignment of the PA of 45° . Our allowed models do include these extreme misalignments of $\psi = 45$ at the 3σ level (Fig. 6), but the other viewing angles are then quite restricted: at $\psi = 45$ only ($40^\circ < \vartheta < 60^\circ, -10^\circ < \varphi < 20^\circ$) are within the 3σ contour, essentially disallowing the disc in either the $x-y$ or $y-z$ plane. From our modelling the polar ring is the only possibility, as the inclination of our best-fit models lies below $\vartheta < 43^\circ$, which is exactly what is needed for the polar ring according to Statler (2001).

3.2.3 The black hole in NGC 3379

Now that we have a handle on the shape, we investigate whether the inferred shape affects the recovered M_{\bullet} . We used the six best-fitting mass models, while changing the M_{\bullet} and the M/L . The results are shown in Fig. 7. In this figure the shape is parameterized as $(0.95 - p)/2 + q$, which is completely arbitrary, but allows us to plot two-dimensional contours and show how the χ^2 minimum is bracketed. The best-fit shape is independent of the chosen M_{\bullet} , showing that the recovered shape does not depend on the fixed black hole mass that was used in the previous section.

The best fitting M_{\bullet} is $(4 \pm 1) \times 10^8 M_{\odot}$ and the M/L is $(3.0 \pm 0.2) M_{\odot}/L_{\odot}$. Surprisingly, this M_{\bullet} estimate from the tri-

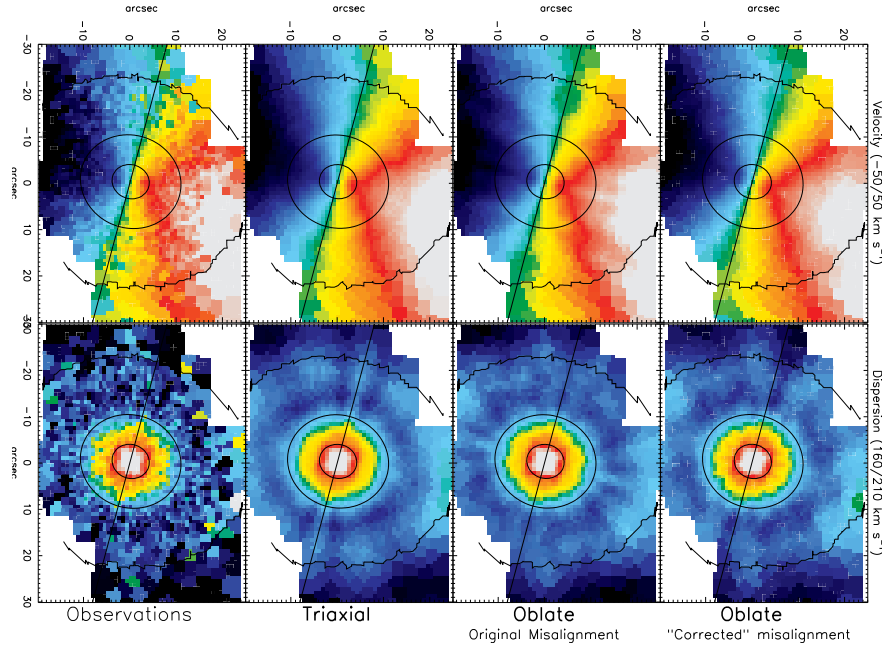


Figure 5. Stellar mean velocity (Top) and velocity dispersion (bottom) of NGC 3379. From left to right: the SAURON observations, best-fitting triaxial model, axisymmetric model and an axisymmetric model without the misalignment. The contours show representative isophotes and the straight line is drawn to guide the eye to the zero-velocity-curve. The triaxial model reproduces the data best, followed by the oblate model and last the oblate model corrected for the misalignment.

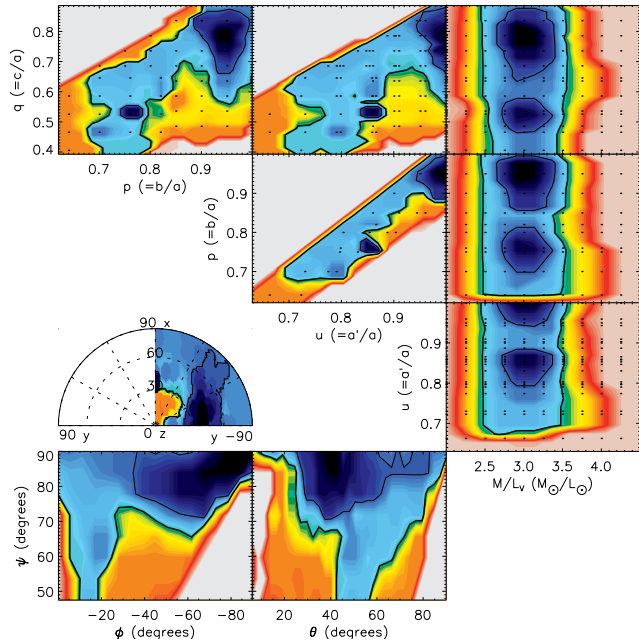


Figure 6. Recovered shape and viewing angles for the model of NGC 3379 with kinematic misalignment. The thin and thick contour represent $\Delta\chi^2=152$ and 456, which represent 1 and 3 σ confidence intervals. Best-fit model is nearly as round as observed and there is no strong constraint on the viewing angles. Figure layout identical to Fig. 1. See §2 and §3.2.2

axial model is more than twice as large as $(1.4^{+2.6}_{-1.0}) \times 10^8$ from the edge-on axisymmetric estimate from S06. To show the quality of the models we show the OASIS kinematics and models with different M_\bullet in Fig. 8. For all the different black hole masses, the mean velocity field is reproduced extremely well, but the disper-

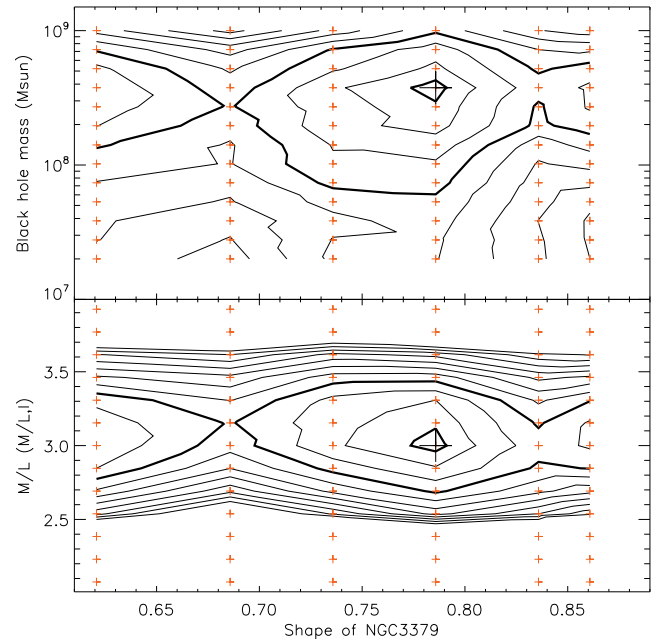


Figure 7. The M_\bullet (top) and the M/L (bottom) confidence levels as function of the different triaxial shapes (see text). The small red crosses represent the values for which models were computed and the big black crosses indicate the best-fit model, respectively. The contours show increasing level of confidence. The inner contour indicates a $\Delta\chi^2$ of 42.3, further contours represent integer steps of 152, which correspond to the 1,2,3 (thick),4,... σ confidence intervals on the shape.

sion is only properly reproduced by the $4 \times 10^8 M_\odot$ M_\bullet model. Our result is also significantly above the axisymmetric (near) face-on model of Gebhardt et al. (2000, $2.0 \times 10^8 M_\odot$) and S06. Our M_\bullet is

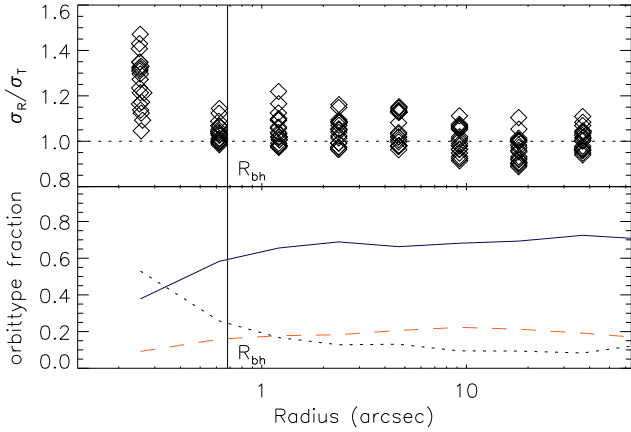


Figure 9. Orbital structure of NGC 3379. Top plot shows orbital anisotropy $\sigma_R/\sigma_T = \sqrt{2\sigma_R^2/(\sigma_\phi^2 + \sigma_\theta^2)}$ and the bottom plot shows the orbit type as a function of radius. The model is mildly radially anisotropic outside R_\bullet and strongly anisotropic inside R_\bullet . The short axis tubes (blue solid line) dominate the galaxy outside R_\bullet , while the box orbits (black dotted line) become more important inside R_\bullet . The long axis tubes (red dashed line) are roughly constant at 20%.

just outside of the scatter of the M_\bullet - σ relationship, as that predicts $10^{8.13 \pm 0.06 \pm 0.27} = (1.4^{+1.5}_{-0.7}) \times 10^8 M_\odot$, placing our estimate on the heavy side of this relationship. S06 showed that the gas disc inside cannot be fit by simple Keplerian motion, implying that the gas disk is disturbed and may not be a good candidate for probing the dynamical BH mass. Nevertheless they constructed an ad hoc and non-unique model and estimated $(2.0 \pm 0.1) \times 10^8 M_\odot$, which is lower than our estimate.

Even with a mildly triaxial shape, the long axis and box orbits can contribute a significant fraction (Hunter & de Zeeuw 1992). Inside one intrinsic R_e our model consists of 70%, 20% and 10% short axis, long axis tubes and box orbits respectively. The orbital structure (Fig. 9) of the triaxial model reveals that NGC 3379 is radially anisotropic inside the sphere of influence of the black hole (R_\bullet) and at most mildly radially anisotropic outside. This is different from S06, which showed NGC 3379 to be isotropic inside the core radius. In our model, the box orbits contribute most of the mass inside R_\bullet , and thus the model becomes strongly radially anisotropic in the center (Fig. 9). This is very different from an axisymmetric model, in which box orbits cannot exist.

The box orbits in the center could even be the cause of our high M_\bullet . In the face-on view of these models ($28^\circ < \vartheta < 49^\circ$) the stars on box orbits in the center have the highest dispersion in the direction perpendicular to the viewer and can therefore affect the central observed dispersion. This is exactly opposite to a mechanism suggested by Gerhard (1988) that essentially makes the black hole unnecessary by viewing the galaxy down the x -axis (end-on) – the box orbits would then account for the high velocity dispersion in the center².

² This is also in contradiction with our end-on model of M32, which did need a black hole.

4 RELIABILITY OF THE BLACK HOLE MASS ESTIMATES

To get to our best fitting models of M32 and NGC 3379, we had to first assume a M_\bullet , find the best-fitting shape and then find the best-fitting M_\bullet , because the alternative – searching the full parameter space – is computationally unpractical. We search the shape parameter space first because an initial guess for M_\bullet can be done using M_\bullet - σ and we know from van den Bosch & van de Ven (2009) that the influence of shape on the quality of the fit is much bigger than that of the black hole, usually more than a factor ten in $\Delta\chi^2$. However, this procedure is not guaranteed to find the global minimum.

To ensure that we do find the minimum, we marginalized over all the best-fitting shapes when searching for the M_\bullet . This showed that for both galaxies we found that the best-fitting shape was unchanged by the improved M_\bullet and that even if we would have chosen a different M_\bullet beforehand we would still have found the same minimum. Surprisingly, this was also true for NGC 3379, of which the shape is not constrained well and the M_\bullet estimate changes. This is evidence that the recovery of the intrinsic shape and M_\bullet are independent, which simplifies future modeling. Figs. 2 and 7 also showed the reverse: that the M_\bullet estimate does not depend significantly on the shape and thus that our M_\bullet estimate is reliable, even if we do not get the intrinsic shape perfectly correct. The addition of a dark halo in the models would be the next step. Gebhardt & Thomas (2009) showed that adding a dark halo can increase the M_\bullet if the constant M/L is overestimated. However this is unlikely to happen for NGC 3379 as the best-fit dynamical M/L is already very close to the M/L derived from the stellar population (Cappellari et al. 2006). The amount of dark matter in this galaxy has recently been constrained by Weijmans et al. (2009), who measured stellar absorption line kinematics at large radii. By combining both this outer data plus the OASIS observations the effect of the dark matter on the black hole mass estimate could now be determined.

The final test would be to model an analytical triaxial test galaxy with a realistic density profile and with a central black hole. However, we are not aware of the existence of such self-consistent models³. As an alternative, galaxies generated using N-body simulations could be used (similar to Thomas et al. 2007). However we shall refrain from doing this test now, as we expect that it would not change the results for the two nearly oblate axisymmetric galaxies discussed here.

5 DISCUSSION AND CONCLUSIONS

We have shown two applications of the triaxial orbit super-position method to galaxies that had their central black hole mass measured with axisymmetric models. The reason for this was two-fold: First, we confirmed that we obtain the same M_\bullet when using our new triaxial implementation in the oblate axisymmetric limit, confirming that our method is reliable. Secondly, we explored what might happen when the assumption of axisymmetry is relaxed.

For the nearby elliptical galaxy M32 we obtained identical results to previous axisymmetric modeling finding a M_\bullet of

³ It is possible to construct analytic triaxial galaxy models with a central black hole and an $f(E)$ distribution function, but the isodensity surfaces are then identical to the equipotentials, so that the model would be non-consistent. The value of using such models as test cases is then limited as we do not expect this arrangement of isodensity surfaces and equipotentials to arise in real spheroids, which moreover have anisotropic velocity distributions.

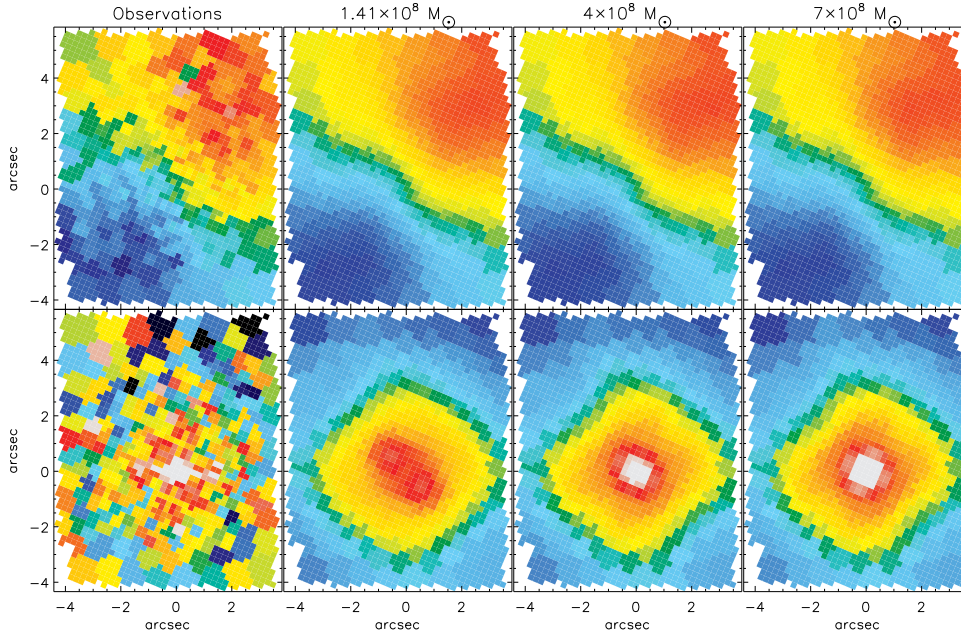


Figure 8. Comparison of the OASIS central point symmetrized stellar kinematics (left) of NGC 3379 and models with different black hole masses $(1,4,7) \times 10^8 M_{\odot}$ on the right. Stellar mean velocity (Top row) ranges from $-60 \dots 60 \text{ km s}^{-1}$ and the dispersion ranges from $190 \dots 230 \text{ km s}^{-1}$. The $4 \times 10^8 M_{\odot}$ is the best-fit model, while the others are not capable of reproducing the observed central dispersion. The twist in the mean velocity field is reproduced perfectly in the triaxial model, which is something that would be impossible for a pure axisymmetric model. While the higher moments are fitted they are not shown as their contribution is not nearly as important as the first two moments (They are shown in S06).

$(2.4 \pm 1.0) \times 10^6 M_{\odot}$. Our best-fitting shape of M32 is very close to oblate axisymmetric, excluding strongly triaxial shapes. The viewing angles are not well constrained.

We also duplicated the models of NGC 3379. After confirming the results from S06 in the axisymmetric limit, we expanded our search to include triaxiality. While the shape is not strongly constrained, we found that this galaxy is seen almost face-on and can best be described with a triaxial model. The best-fitting models are very round in the center and become fairly flattened at larger radii. These results confirm the claims about the intrinsic shape from Capaccioli et al. (1991), Statler (1994) and Krajnović et al. (2008).

The black hole in this triaxial model weighs $(4 \pm 1) \times 10^8 M_{\odot}$, which is two times bigger than the axisymmetric estimate from S06 and Gebhardt et al. (2000). We speculate that the difference in the estimate is due to the combined effect of changing from an edge-on to a nearly face-on view and the inclusion of the strongly radial box orbits in the modeling.

The significance of the change of the M_{\bullet} of NGC 3379 is unclear. While this individual result is still within the scatter of the M_{\bullet} - σ relation, it can greatly affect all empirical relations based on M_{\bullet} , like M_{\bullet} - σ , if similar effects are seen in more galaxies. If many intrinsically triaxial galaxies would have their black hole mass underestimated using axisymmetric modeling, the empirical relations would be systematically underestimating black hole masses at the top end, as we believe that triaxial galaxies dominate at the high mass end (e.g. Kormendy & Bender 1996; Emsellem et al. 2007). To study this in more detail, it is necessary to study the nuclei of the most massive galaxies with triaxial models.

Also, the axisymmetric models and their M_{\bullet} estimates have only been tested with purely axisymmetric (and spherical) test models. This means that if axisymmetric models cannot accurately recover black hole masses in triaxial galaxies, and if most galaxies

are significantly triaxial, then this would also have an impact on black hole demography⁴. A strong hint in this direction is given by Thomas et al. (2007), who showed that the axisymmetric models have difficulty estimating the M/L in triaxial galaxies. Based on their results and our NGC 3379 model, we speculate that the M_{\bullet} estimates in triaxial galaxies derived using axisymmetric modeling will have systematic errors, because the recovery of the M_{\bullet} is strongly linked to the M/L.

ACKNOWLEDGEMENTS

It is a pleasure to thank Michele Cappellari, Eric Emsellem, Davor Krajnović, Richard McDermid, Glenn van de Ven and Anne-Marie Weijmans for stimulating comments and lively discussions. We would also like to thank Kristen Shapiro and Richard McDermid for the reduced OASIS kinematics, and Eric Emsellem and Michele Cappellari for the M32 SAURON kinematics. This project is made possible through grant 614.000.301 from NWO, Leids Kerkhoven-Bosscha Fonds and the Netherlands Research School for Astronomy NOVA. Part of this work is based on data obtained from the ESO/ST-ECF Science Archive Facility, the Canadian Astronomy Data Centre operated by the National Research Council of Canada with the support of the Canadian Space Agency, the NASA/IPAC Extragalactic Database (NED) which is operated by the Jet Propulsion Laboratory, California Institute of Technology, under contract with the National Aeronautics and Space Administration and the 1.3m McGraw-Hill Telescope of the MDM Observatory. The SAURON observations were obtained at the William Herschel Telescope, operated by the

⁴ Of course, a similar argument could be held for the triaxial models, if the modeled galaxies cannot be described by stable triaxial geometries.

Isaac Newton Group in the Spanish Observatorio del Roque de los Muchachos of the Instituto de Astrofísica de Canarias. Most of the models presented in this paper were computed at the Texas Advanced Computing Center (TACC) at The University of Texas at Austin.

REFERENCES

- Bendinelli O., Parmeggiani G., 1995, *AJ*, 109, 572
- Binney J., 1976, *MNRAS*, 177, 19
- Binney J., 1978, *MNRAS*, 183, 501
- Capaccioli M., Held E. V., Nieto J.-L., 1987, *AJ*, 94, 1519
- Capaccioli M., Vietri M., Held E. V., Lorenz H., 1991, *ApJ*, 371, 535
- Cappellari M., 2002, *MNRAS*, 333, 400
- Cappellari M., Bacon R., Bureau M., Damen M. C., Davies R. L., de Zeeuw P. T., Emsellem E., Falcón-Barroso J., Krajnović D., Kuntschner H., McDermid R. M., Peletier R. F., Sarzi M., van den Bosch R. C. E., van de Ven G., 2006, *MNRAS*, 366, 1126
- Cappellari M., Copin Y., 2003, *MNRAS*, 342, 345
- Cappellari M., Emsellem E., 2004, *PASP*, 116, 138
- Cappellari M., Emsellem E., Bacon R., Bureau M., Davies R. L., de Zeeuw P. T., Falcón-Barroso J., Krajnović D., Kuntschner H., McDermid R. M., Peletier R. F., Sarzi M., van den Bosch R. C. E., van de Ven G., 2007, *MNRAS*, 379, 418
- de Lorenzi F., Gerhard O., Coccato L., Arnaboldi M., Capaccioli M., Douglas N. G., Freeman K. C., Kuijken K., Merrifield M. R., Napolitano N. R., Noordermeer E., Romanowsky A. J., Debattista V. P., 2009, *MNRAS*, 395, 76
- Douglas N. G., Napolitano N. R., Romanowsky A. J., Coccato L., Kuijken K., Merrifield M. R., Arnaboldi M., Gerhard O., Freeman K. C., Merrett H. R., Noordermeer E., Capaccioli M., 2007, *ApJ*, 664, 257
- Emsellem E., Cappellari M., Krajnović D., van de Ven G., Bacon R., Bureau M., Davies R. L., de Zeeuw P. T., Falcón-Barroso J., Kuntschner H., McDermid R., Peletier R. F., Sarzi M., 2007, *MNRAS*, 379, 401
- Emsellem E., Cappellari M., Peletier R. F., McDermid R. M., Bacon R., Bureau M., Copin Y., Davies R. L., Krajnović D., Kuntschner H., Miller B. W., de Zeeuw P. T., 2004, *MNRAS*, 352, 721
- Emsellem E., Monnet G., Bacon R., 1994, *A&A*, 285, 723
- Ferrarese L., Ford H., 2005, *Space Science Reviews*, 116, 523
- Gebhardt K., Richstone D., Kormendy J., Lauer T. R., Ajhar E. A., Bender R., Dressler A., Faber S. M., Grillmair C., Magorrian J., Tremaine S., 2000, *AJ*, 119, 1157
- Gebhardt K., Richstone D., Tremaine S., Lauer T. R., Bender R., Bower G., Dressler A., Faber S. M., Filippenko A. V., Green R., Grillmair C., Ho L. C., Kormendy J., Magorrian J., Pinkney J., 2003, *ApJ*, 583, 92
- Gebhardt K., Thomas J., 2009, *ApJ*, 700, 1690
- Gerhard O. E., 1988, *MNRAS*, 232, 13P
- Gerhard O. E., 1993, *MNRAS*, 265, 213
- Hunter C., de Zeeuw P. T., 1992, *ApJ*, 389, 79
- Joseph C. L., Merritt D., Olling R., Valluri M., Bender R., Bower G., Danks A., Gull T., Hutchings J., Kaiser M. E., Maran S., Weistrop D., Woodgate B., Malumuth E., Nelson C., Plait P., Lindler D., 2001, *ApJ*, 550, 668
- Kormendy J., 1985, *ApJ*, 295, 73
- Kormendy J., 2004, in Ho L. C., ed., *Coevolution of Black Holes and Galaxies The Stellar-Dynamical Search for Supermassive Black Holes in Galactic Nuclei*. p. 1
- Kormendy J., Bender R., 1996, *ApJ*, 464, L119
- Krajnović D., Bacon R., Cappellari M., Davies R. L., de Zeeuw P. T., Emsellem E., Falcón-Barroso J., Kuntschner H., McDermid R. M., Peletier R. F., Sarzi M., van den Bosch R. C. E., van de Ven G., 2008, *MNRAS*, 390, 93
- Krajnović D., Cappellari M., de Zeeuw P. T., Copin Y., 2006, *MNRAS*, 366, 787
- Krajnović D., Cappellari M., Emsellem E., McDermid R. M., de Zeeuw P. T., 2005, *MNRAS*, 357, 1113
- Lauer T. R., Faber S. M., Ajhar E. A., Grillmair C. J., Scowen P. A., 1998, *AJ*, 116, 2263
- Lauer T. R., Faber S. M., Gebhardt K., Richstone D., Tremaine S., Ajhar E. A., Aller M. C., Bender R., Dressler A., Filippenko A. V., Green R., Grillmair C. J., Ho L. C., Kormendy J., Magorrian J., Pinkney J., Siopis C., 2005, *AJ*, 129, 2138
- Magorrian J., 2006, *MNRAS*, 373, 425
- Monnet G., Bacon R., Emsellem E., 1992, *A&A*, 253, 366
- Peletier R. F., 1993, *A&A*, 271, 51
- Rix H., de Zeeuw P. T., Cretton N., van der Marel R. P., Carollo C. M., 1997, *ApJ*, 488, 702
- Schwarzschild M., 1979, *ApJ*, 232, 236
- Shapiro K. L., Cappellari M., de Zeeuw T., McDermid R. M., Gebhardt K., van den Bosch R. C. E., Statler T. S., 2006, *MNRAS*, 370, 559 (S06)
- Statler T. S., 1994, *AJ*, 108, 111
- Statler T. S., 2001, *AJ*, 121, 244
- Statler T. S., Dejonghe H., Smecker-Hane T., 1999, *AJ*, 117, 126
- Thomas J., Jesseit R., Naab T., Saglia R. P., Burkert A., Bender R., 2007, *MNRAS*, 381, 1672
- Tremaine S., Gebhardt K., Bender R., Bower G., Dressler A., Faber S. M., Filippenko A. V., Green R., Grillmair C., Ho L. C., Kormendy J., Lauer T. R., Magorrian J., Pinkney J., Richstone D., 2002, *ApJ*, 574, 740
- Valluri M., Merritt D., Emsellem E., 2004, *ApJ*, 602, 66
- van de Ven G., de Zeeuw P. T., van den Bosch R. C. E., 2008, *MNRAS*, 385, 614 (vdV08)
- van de Ven G., van den Bosch R. C. E., Verolme E. K., de Zeeuw P. T., 2006, *A&A*, 445, 513
- van den Bosch R., de Zeeuw T., Gebhardt K., Noyola E., van de Ven G., 2006, *ApJ*, 641, 852
- van den Bosch R. C. E., van de Ven G., 2009, *MNRAS*, 398, 1117
- van den Bosch R. C. E., van de Ven G., Verolme E. K., Cappellari M., de Zeeuw P. T., 2008, *MNRAS*, 385, 647
- van der Marel R. P., Cretton N., de Zeeuw P. T., Rix H., 1998, *ApJ*, 493, 613
- van der Marel R. P., Franx M., 1993, *ApJ*, 407, 525
- Vandervoort P. O., 1984, *ApJ*, 287, 475
- Verolme E. K., Cappellari M., Copin Y., van der Marel R. P., Bacon R., Bureau M., Davies R. L., Miller B. M., de Zeeuw P. T., 2002, *MNRAS*, 335, 517
- Weijmans A.-M., Cappellari M., Bacon R., de Zeeuw P. T., Emsellem E., Falcón-Barroso J., Kuntschner H., McDermid R. M., van den Bosch R. C. E., van de Ven G., 2009, *MNRAS*, 398, 561

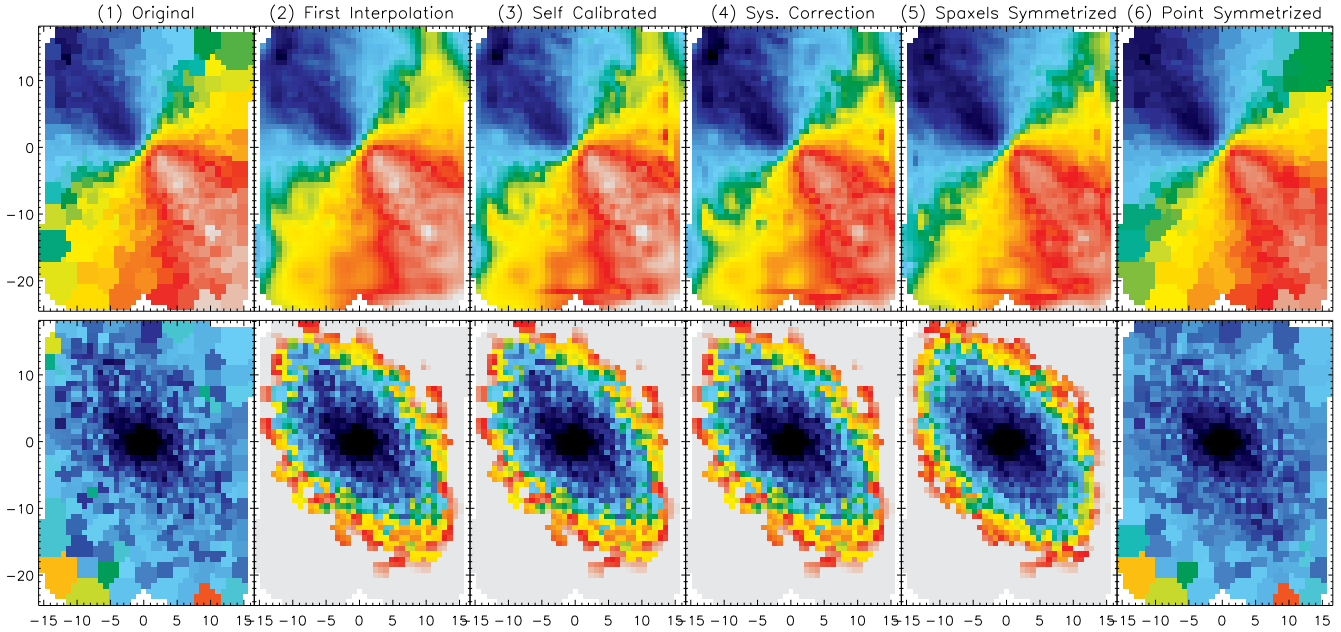


Figure A1. Example of the point symmetrization process on the SAURON observations of NGC 3377 from Emsellem et al (2004). The top panels show the mean stellar velocity ($-110\dots+110 \text{ km s}^{-1}$) and the bottom row shows the error ($2\dots20 \text{ km s}^{-1}$). **(1)** The original observations. **(2)** The errors after being expanded onto the spaxels and the kinematics after the first interpolation step. **(3)** After the self calibrating interpolation steps. **(4)** After the velocity field is corrected for the systematics offsets. **(5)** After the spaxels are point symmetrized. **(6)** After the final step of binning together the spaxels back into bins. Notice how the errors in the bottom region have not changed after symmetrization, because those bins do not have a point-symmetric counterpart.

APPENDIX A: POINT SYMMETRIZING VELOCITY MAPS

Almost all orbit-based modellers usually symmetrize their input kinematics (e.g. Gebhardt et al. 2003; Cappellari et al. 2006), as their model assumptions enforce bi- or point symmetry anyway. There are numerous reasons to do this. Most commonly this is done to reduce the noise in the observations, facilitate χ -by-eye comparison, force the observations to be bi- or point symmetric, or because they want to reduce the number of observables. It is also a good method to remove systematic effects, including systematic offsets in the odd moments. The symmetrization also improves the linear Gauss-Hermite moments reconstruction used in our models (Rix et al. 1997).

Symmetrizing velocity maps is a degenerate problem and there are an infinite number of *solutions* and none are perfect. In this appendix we describe a novel method to point-symmetrize SAURON velocity fields. It is accurate, conserves the amount of spatial information and propagates the errors, without making unnecessary assumptions. The IDL-script itself is available in the electronic tarball on arxiv.org. At the very least, this method is useful to determine the systematic offsets in the odd velocity moments. The multi-step process is depicted in Fig. A1.

We make three assumptions: First we assume that the Gauss-Hermite moments are orthogonal and un-correlated. This assumption is also enforced by the dynamical model itself and is therefore ‘fair’, but not true. Second, we assume that the velocity field varies linearly along spatial coordinates, which is generally true to first order. Third, we assume that we can safely symmetrize without worrying about the PSF.

The SAURON kinematics are typically binned (Cappellari & Copin 2003). This means that most kinematic observations (and associated error) span several spaxels (i.e. lenslets). But still every

spaxel has an individual flux and Signal-to-Noise measurement. We assign every spaxel an error based on its relative flux⁵ within that bin and the error of the kinematic observation (Δ_{kin}) of that bin as follows.

$$\Delta_i^{spaxel} = \Delta_{kin} \sqrt{\Sigma^{bin} / \Sigma_i^{spaxel}} \quad (\text{A1})$$

Where Σ^{bin} is the total flux in that bin and Σ_i^{spaxel} is the flux in the spaxel i (2 in Fig. A1). This definition conserves the error of the original bin when the spaxels are combined back into a bin later. The spaxels can be recombined into the bins using the weighted mean:

$$V^{bin} = \frac{\sum_i V_i^{spaxel} \Delta_i^{spaxel}}{\sum_i \Delta_i^{spaxel}} \quad (\text{A2})$$

V_i^{spaxel} are the kinematics of each individual spaxel, which are yet unknown. To estimate them we construct a linear interpolation of the velocity field over the individual spaxels, using the bin centers as the nodes in the linear interpolation⁶ (2 in Fig. A1). To be as conservative as possible we need to make sure that after this linear interpolation the combined spaxels still reproduce the original kinematics. Using eqn. A2 we compute for each bin what the difference is between the original kinematics and the interpolated one. This difference D_{bin} is then used to self-calibrate the linear interpolation step, by adjusting the velocities at the nodes using D_{bin} and

⁵ It is also possible to adapt S/N instead of flux.

⁶ The exact way in which this interpolation is done is not important. We use the default IDL interpolater TRIGRID, which does a decent job of extrapolating too.

recomputing the interpolation and this is repeated as needed. This self-calibration typically converges quickly and ensures that the velocity map interpolated over the spaxels reproduces the original binned velocity map when binned back (**3** in Fig. A1).

In a triaxial stellar system the odd kinematic moments have to be anti-correlated across the center. The SAURON reduction pipeline centers the central spaxel on the galaxy center. Therefore it is trivial to find the point symmetric counterpart of each spaxel. We can now use this information to correct for systematic offsets (e.g. recession velocity and template mismatch) in the velocity map of the odd moments. It is important to do this before symmetrizing, because bins that do not have a point symmetric counterpart will otherwise not get corrected for this offset. For each spaxel that has a counterpart, we compute their weighted mean velocity and combined error. We then take those values plus the value of the central spaxel and compute the total weighted average, which is the systematic offset. We add this systematic offset to the velocities of the individual spaxels (**4** in Fig. A1).

Now we do the actual point-symmetrizing of the spaxels. This step is almost identical to the previous step, but has some significant differences. For each spaxel that has a counterpart, we compute their weighted mean velocity and combined error. We then replace the values of those spaxels with the weighted mean velocity that we just computed and replace their errors with the combined error multiplied by $\sqrt{2}$. The error is corrected, because we just stored the velocity in two spaxels and we do not want to artificially decrease our errors (**5** in Fig. A1). After we have point-symmetrized all the spaxels (once) in this way, we combine the spaxels (and their errors) back into the original bins. Now the point symmetrization is complete (**6** in Fig. A1). The end result has exactly the same bins as the original observations and has thus conserved the spatial information.

In principle it is possible to adapt this routine to bi-symmetrization too. However, in the bi-symmetric case no unique counterpart of the spaxels exist, because the position angle (PA) of the (presumed axisymmetric) galaxy does not have to coincide with the pixel grid. To extend our algorithm to bi-symmetrization another interpolation or supersampling needs to be added. Alternatively, appendix C in Krajnović et al. (2006) describes a way to bi-symmetrize velocity fields, which interpolates the kinematics between the bin centroids, without self-calibrating, using an un-weighted mean and without propagating the errors. Bi-symmetrization also critically depends on the existence and determination of the global PA. Since we model (axisymmetric) galaxies here with our triaxial method, we can avoid these issues by applying point-symmetrization instead of bi-symmetrization.

The method described here is not perfect and no method for velocity map symmetrizing ever will be. In principle it should be possible to relax some of our assumptions and design a better algorithm. Instead, it would be much more useful to update the orbit-based models, so that they are robust against the systematics in the unsymmetrized kinematics.

This paper has been typeset from a $\text{\TeX}/\text{\LaTeX}$ file prepared by the author.