

Emergence of Global Preferential Attachment From Local Interaction

Menghui Li^{1,2}, Liang Gao³, Ying Fan¹, Jinshan Wu^{1,4*}, Zengru Di¹

¹ Department of Systems Science, School of Management, Center for Complexity Research, Beijing Normal University, Beijing 100875, P. R. China

² Temasek Laboratories, National University of Singapore, 117508, Singapore

³ System Science Institute, School of Traffic and Transportation, MOE Key Laboratory for Urban Transportation Complex Systems Theory and Technology, State Key Laboratory of Rail Traffic Control and Safety, Beijing Jiaotong University, Beijing, 100044, P. R. China

⁴ Department of Physics & Astronomy, University of British Columbia, Vancouver, B.C. Canada, V6T 1Z1

E-mail: jinshanw@phas.ubc.ca

Abstract. Global degree/strength based preferential attachment is widely used as an evolution mechanism of networks. But it is hard to believe that any individual can get global information and shape the network architecture based on it. In this paper, it is found that the global preferential attachment emerges from the local interaction models, including distance-dependent preferential attachment (DDPA) evolving model of weighted networks(*M. Li et al, New Journal of Physics 8 (2006) 72*), acquaintance network model(*J. Davidsen et al, Phys. Rev. Lett. 88 (2002) 128701*) and connecting nearest-neighbor(CNN) model(*A. Vázquez, Phys. Rev. E 67 (2003) 056104*). For DDPA model and CNN model, the attachment rate depends linearly on the degree or strength, while for acquaintance network model, the dependence follows a sublinear power law. It implies that for the evolution of social networks, local contact could be more fundamental than the presumed global preferential attachment. This is consistent with the result observed in the evolution of empirical email networks.

PACS numbers: 89.75.Hc, 87.23.Ge, 87.23.Kg

1. Introduction

Power law distribution commonly exists in complex networks, including planned network such as Internet[1] and unplanned social networks, such as scientific collaboration networks[2, 3, 4, 5], actor collaboration networks[6], peer-to-peer networks[7], mobile networks[8] and much more. Their degree distributions obey power law, and if applicable, vertex strength(summing the weights of links that connect to a vertex)[4, 5] and link weight[9] also follow power law. Many models have been proposed to capture the topological evolution of complex networks (see reviews [10, 11]). Especially a class of models based on the idea of global preferential attachment, firstly proposed in BA model[12], is quite successful to reproduce the power law distributions of degree/strength[9, 12, 13, 14]. From the degree-based preferential attachment in BA model, later Barrat[13] developed a model of weighted networks with strength-based preferential attachment.

Some networks have hubs or data centers, where global information is collected for future use. For example, WWW has search engines and Internet has routers and DNS servers. For networks with such centers, global preferential attachment mechanism may seem reasonable. However, in social network there is no data centers collecting and providing global information. It is impossible for every individual to know global information of system, such as degree or strength of every individual. For social networks, evolution mechanism based on local quantities would be more natural.

Actually, there are already several evolving models for scale-free networks based on local rules, such as distance-dependent preferential attachment(DDPA) model[15], acquaintance network model[16], connecting nearest-neighbor(CNN) model[17], random walk model[18, 19], redirection model[20, 21], optimization model[22, 23] and so on. For instance, in DDPA model a measure of closeness relation is defined locally within second neighbors and then links are built up preferentially according to the relation. Acquaintance network model evolves via people introduced to know each other by a common acquaintance[16]. In CNN model[17], at every time step, a new vertex is added or a potential edge within second neighbors is converted into an edge. All above models based on local rules can also reproduce the common topological characters of complex networks.

We notice that both the two potentially conflicting types of models successfully capture the main characters of scale-free networks, but one needs global information while the other only requires local information. Here we suggest a wild guess to resolve the conflict and make the whole picture more consistent. We conjecture that global preferential attachment emerges from local contact based models. In this paper, we are going to investigate whether or not the above conjecture holds in the following local models: DDPA model[15], acquaintance networks model[16] and CNN model[17].

This paper is organized as follows. In section 2, we first briefly describe the method used to check preferential attachment. In section 3, we apply this method to DDPA model, acquaintance networks model and CNN model, and present the results. At last,

in Section 4 we give some concluding remarks. And it turns out our conjecture does hold in the above models.

2. Methods for Measuring Preferential Attachment

The preferential attachment hypothesis states that the rate $\Pi(k)$ with which a vertex with k links acquires new links is a monotonically increasing function of k [12], namely

$$\Pi(k_i) = \frac{k_i^\alpha}{\sum_j k_j^\alpha} = C(t)k_i^\alpha. \quad (1)$$

For BA model $\alpha = 1$ [12].

H. Jeong et al[24] proposed a method to check global preferential attachment from data on evolution process. Here we will briefly describe the method. In evolving process, we record the order of each node and link joining the system within a relatively short time frame after the network evolves steadily in a long time. At a large enough time T_0 , consider all vertices existing in the system, called T_0 vertices. Next select a time T_1 ($T_1 > T_0$ and $(T_1 - T_0) \ll T_0$), add a new vertex at every time step between $[T_0, T_1]$. Firstly, count the number $N(k)$ of such vertices with exactly k degree in T_0 vertex. Secondly, record all the vertices in T_0 vertex to whom the new links are attached as Ω . Lastly, count the number of vertices with exactly k degree in Ω as $A(k)$. At this condition, $\Pi(k, T_0, T_1)$ will be independent of T_0 and T_1 but depend on k only[24].

A convenient definition of $\Pi(k, T_0, T_1)$ function could be defined as following,

$$\Pi(k, T_0, T_1) = \frac{\frac{A(k)}{N(k)}}{\sum_{k'} \frac{A(k')}{N(k')}}. \quad (2)$$

According to Eq.(1), $A(k) = \sum_i (\delta(k_i, k)k_i^\alpha / \sum_j k_j^\alpha)$. In addition, we know that the degree distribution will exhibit power law, i.e. $P(k) \sim k^{-\gamma}$ and $N(k) \sim k^{-\gamma}$. So Eq.(2) can be written as

$$\Pi(k) = \frac{\sum_i \delta(k_i, k) \frac{k_i^\alpha}{\sum_l k_l^\alpha} / N(k)}{\sum_{k'} \sum_j \delta(k_j, k') \frac{k_j^\alpha}{\sum_m k_m^\alpha} / N(k')} = \frac{\sum_l \frac{k_l^\alpha}{k_l^\alpha}}{\sum_{k'} \frac{k'^\alpha}{\sum_m k_m^\alpha}} = \frac{k^\alpha}{\sum_{k'} k'^\alpha}, \quad (3)$$

where $\sum_i \delta(k_i, k)k_i^\alpha = k^\alpha N(k)$ is used.

In order to prove the validity of formula (2), we apply this method on BA model, where $\alpha = 1$ and $\gamma = 3$. The exponent in Eq.(3) should be 1 and the measurement shows that they are approximately 1 (as shown in Fig. 1). This indicates that the formula (2) is fit to measure the form of $\Pi(k)$. To avoid the effect of noise, we also study the cumulative function instead of $\Pi(k)$

$$\kappa(k) = \int_0^k \Pi(k') dk'. \quad (4)$$

If there is a global preferential attachment, then

$$\kappa(k) \propto k^{\alpha+1}. \quad (5)$$

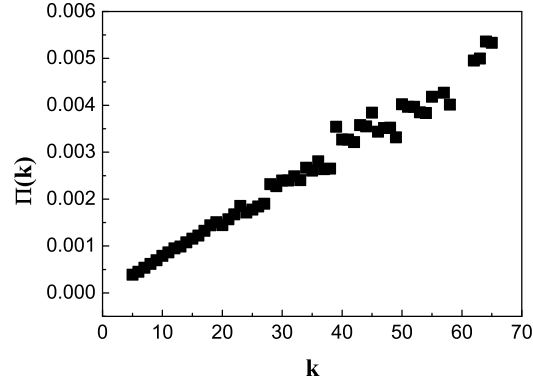


Figure 1. The $\Pi(k)$ function determined numerically for BA model based on Equation (2), where the exponent is almost 1.

In measurement, we only focus on the vertices new links are attached onto, so we only consider ending vertices. Furthermore, measurements on external links from the new vertex and internal links among existing vertices, can be done separately when necessary.

3. Measuring preferential attachment of Local Contact Model

In this section, we are going to check the possibility of such global attachment emerging from the following three local contact models.

DDPA model: At every time step, one new vertex is added into the network by connecting it randomly to one old vertex. And then other l old vertices are randomly activated. Every one (denoted as vertex n) of these $1 + l$ vertices can attempt to build up m connections. The probability for every link (except the first link from the new vertex) from a vertex n to a vertex i is given by

$$\Pi_{n \rightarrow i} = \frac{L_{ni}}{\sum_{j \in \partial_n^2} L_{nj}}, \quad (6)$$

where L_{ni} is the similarity distance[5, 9] from n to i calculated from weighted adjacency matrix $(w_{ij})_{N \times N}$, and ∂_n^2 means neighbors of vertex n up to the second separation. In other words, it is sufficient to know the degree of familiarity between second neighbors. In addition, the reconnection between linked vertices is allowed and the connection count will be transferred into link weight. This DDPA mechanism does not use degree or strength as the reference, not even locally. It only makes use of the information about local similarity distance within second neighbors, but scale-free phenomenon does appear in DDPA model for intermediate degrees/strengths(see Fig.6 in Ref.[15]).

For DDPA model, we need to do this measure for three kind of links: the first external links from the new vertex, all other external links from the new vertex and internal links. The same method can also be applied to check preferential attachment according to vertex strength. Since the ending vertex of first external link is selected randomly, the probability of a vertex selected should be independent of its degree (k)

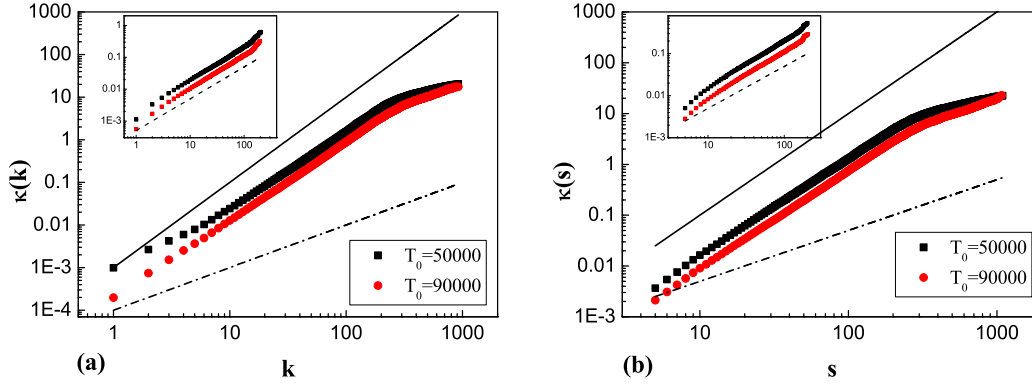


Figure 2. The $\kappa(k)$ (a) and $\kappa(s)$ (b) function determined numerically for external links of DDPA model. The slope of solid line is 2 (corresponding to $\alpha = 1$ as $\alpha + 1 = 2$), and the slope of dash line is 1 ($\alpha = 0$). The insets are results for the first external links, where $\alpha_k = 0.01$ and $\alpha_s = 0.05$, almost flat distributions. And $\langle \alpha_k \rangle = 0.85$ (a) and $\langle \alpha_s \rangle = 0.91$ (b) for all other external links. The parameters of DDPA model are $l = 1$ (the number of activated old vertex) and $m = 5$ (the number of new connections on every activated vertex). If not mentioned, we do the same statistics 100 times to determine $\kappa(k)$, $\kappa(s)$ and to calculate average α . Data are extracted from the evolution process of every other 5000 nodes after $N = 50000$. We used $T_1 = T_0 + 100$ if not mentioned.

or strength(s). In the inset of Fig.2, we see the first external link does follow flat distribution. But for all other external links, we find that $\kappa(k)$ (measuring according to degree) and $\kappa(s)$ (measuring according to strength) for intermediate degrees/strengths follow a straight line on a log-log plot, indicating $\Pi(k) \propto k^{\alpha_k}$ or $\Pi(s) \propto s^{\alpha_s}$. And they are parallel with different T_0 (as shown in Fig.2), indicating that $\Pi(k)$ and $\Pi(s)$ are independent of T_0 and T_1 , and depend on k or s only. Their power law exponents are respectively $\langle \alpha_k \rangle = 0.85$ and $\langle \alpha_s \rangle = 0.91$.

In the measurement of internal links, we find that global preferential attachment is also valid. The curves of $\kappa(k)$, and $\kappa(s)$ follow a straight line on a log-log plot. Their power law exponents are respectively $\langle \alpha_k \rangle = 1.08$ and $\langle \alpha_s \rangle = 1.15$ (as shown in Fig.3). Actually, if checking all links together, including the first external link, the curves of $\kappa(k)$ and $\kappa(s)$ follow a straight line on a log-log plot, where exponents are respectively $\langle \alpha_k \rangle = 0.99$ and $\langle \alpha_s \rangle = 1.04$.

Acquaintance model: At first, a random network with N vertices is generated. Then acquaintance networks evolve according to the following rules: (i) One randomly chosen person introduces two random acquaintances of his to each another. If they have not met before, a new link between them is formed. If he has less than two acquaintances, then he introduces himself to another random person. (ii) With probability p one randomly chosen person is removed from the network, including all links connected to this vertex, and replaced by a new person with one randomly chosen acquaintance[16]. The model generates degree distributions spanning scale-free

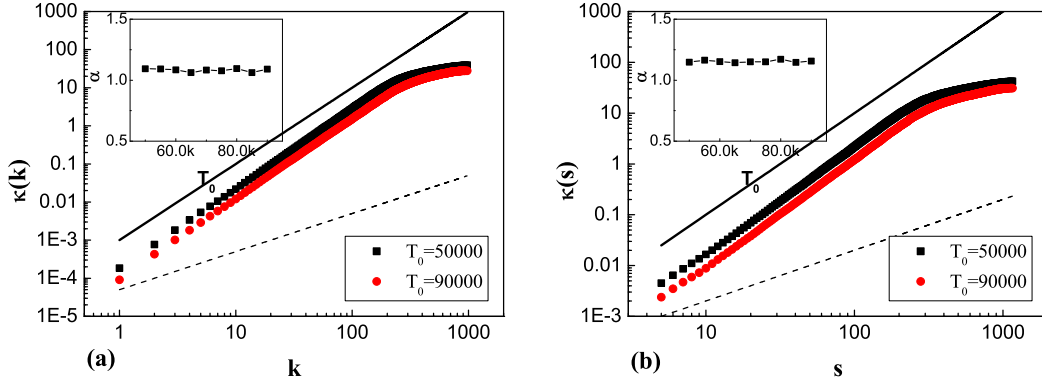


Figure 3. The $\kappa(k)$ (a) and $\kappa(s)$ (b) function determined numerically for internal links of DDPA model. The curves increase faster than linear (shown as dashed line in the figures), showing that the probability of vertex linked by internal link is proportional to degree and vertex strength with $\langle \alpha_k \rangle = 1.08$ (a) and $\langle \alpha_s \rangle = 1.15$ (b). Inserted are the values of $\langle \alpha \rangle$ for different choice of T_0 . It shows very small variation.

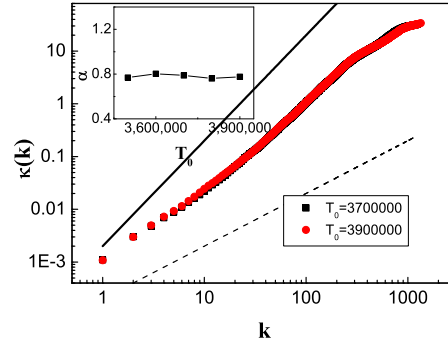


Figure 4. The $\kappa(k)$ function determined numerically for acquaintance network model. Inserted are the values of $\langle \alpha \rangle$ for different choice of T_0 . Results from fitting of α shows that $\langle \alpha \rangle = 0.80$. The parameter is $p = 0.01$. Data are extracted from the evolution process of every other 100000 steps after 3000000 steps.

and exponential regimes (see Fig. 1 in Ref. [16]). Though the size of network is fixed, this model includes birth and death process. New links emerge between individuals frequently. After evolving for T_0 times, again we record and analyze evolution process between T_0 and T_1 . We can see that $\kappa(k)$ also follows a straight line on a log-log plot, where $\alpha \simeq 0.80$ (as shown in Fig. 4).

CNN model: Next we consider a variant of the acquaintance model, connecting nearest-neighbor model [17] with increasing network size. CNN model starts from a single vertex and evolves according to the following rules: (i) With probability $1 - u$, a new vertex (denoted as n) is introduced into the network by connecting it randomly to one old vertex j . The pair of vertices $[n, i]$ between all nearest neighbors i of vertex j and the new vertex n is recorded in $\bar{\partial}([n, i])$. (ii) Then, with probability u two vertices $[n, i]$

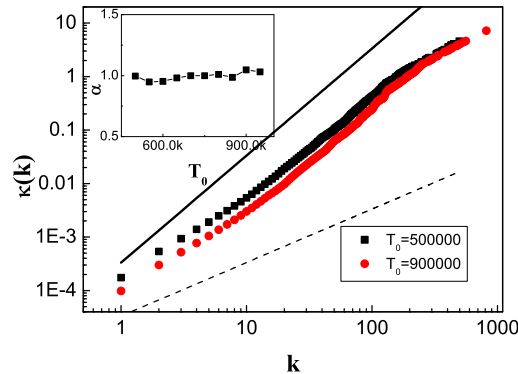


Figure 5. The $\kappa(k)$ function determined numerically for all links of CNN model. Inserted are the values of $\langle\alpha\rangle$ for different choice of T_0 . For $u = 0.4$ we find that $\langle\alpha\rangle \approx 1.00$. Data are extracted from the evolution process of every other 50000 nodes after $N = 500000$.

selected randomly from $\bar{\partial}$ are connected. When the size of network is sufficiently large, the distribution of intermediate degrees exhibits a power-law decay $P(k) \sim k^{-\gamma}$ (see Fig. 8 in Ref. [17]), and the value of γ depends on the parameter u .

In the process of measurement, we record the degree of vertex j and the other two selected end vertices. We see that $\kappa(k)$ follows a straight line on a log-log plot, and they are parallel with different T_0 (as shown in Fig. 5). For different parameter u , the value of exponent α are different, for example, $\alpha \approx 1.11$ for $u = 0.3$ and $\alpha \approx 0.95$ for $u = 0.7$. In Fig. 5, we show the measurement on $u = 0.4$. And there we can see that $\alpha \approx 1.00$.

Although α is close to 1 for PPDA and CNN model and $\alpha = 0.80$ for acquaintance model, we find that $\kappa(k) \sim k^{\alpha+1}$ holds in all models. And this indicates that although links are created by local information, it seems as if the network evolves according to global preferential attachment.

4. Concluding Remarks

In this paper, we measured global degree/strength preferential attachment of DDPA model, acquaintance network model and CNN model. These models make use of local quantities instead of global degree/strength preferential attachment mechanism. However, our measurement shows that they still can be seen as if the networks evolving according to global preferential attachment. From this point of view, preferential attachment is an emergent phenomenon from the more fundamental local rules. Empirical study in Ref. [25] also suggests that cyclic closure, especially triadic closure, plays an important role in building up new links. In modeling social networks, this observation may suggest that local rules are preferred other than the global degree/strength preferential attachment. For people who believe in the later, our discovery is especially meanful. Our results indicate that one does not need to worry, that the wide believed and used global preferential attachment is already included if the

local rules are designed properly.

Acknowledgments

This work is partially supported by 985 Project, NSFC under the grant No. 70771011 and No. 60974084. L. Gao thanks for National Basic Research Program of China (No. 2006CB705500) and Project of National Natural Science Foundation of China (No. 70631001).

References

- [1] Pastor-Satorras R, Vázquez A, Vespignani A 2001 *Phys. Rev. Lett.* **87** 258701
- [2] Newman M E J 2001 *Phys. Rev. E* **64** 016131;
Newman M E J 2001 *Phys. Rev. E* **64** 016132
- [3] Barabási A-L, Jeong H, Neda Z, Ravasza E, Schubert A, Vicsek T 2002 *Physica A* **311** 590
- [4] Barrat A, Barthélemy M, Pastor-Satorras R, and Vespignani A 2004 *Proc. Natl. Acad. Sci. USA* **101** 3747
- [5] Fan Y, Li M, Chen J, Gao L, Di Z and Wu J 2004 *Int. J. of Mod. Phys. B*, **18** 2505;
Li M, Fan Y, Chen J, Gao L, Di Z and Wu J 2005 *Physica A* **350** 643.
- [6] Albert R and Barabási A-L 2000 *Phys. Rev. Lett.* **85** 5234
- [7] Wang F, Moreno Y, and Sun Y 2006 *Phys. Rev. E* **73** 036123
- [8] Onnela J-P, Saramäki J, Hyvönen J, Szabó G, Lazer D, Kaski K, Kertész J, and Barabási A-L
2007 *Proc. Nat. Acad. Sci. USA* **104** 7332;
Onnela J-P, Saramäki J, Hyvönen J, Szabó G, Argollo de Menezes M, Kaski K, Barabási A-L
and Kertész J 2007 *New Journal of Physics* **9** 179
- [9] Li M, Wu J, Wang D, Zhou T, Di Z, Fan Y 2007 *Physica A* **375** 355
- [10] Albert R and Barabási A-L 2002 *Rev. Mod. Phys.* **74** 47
- [11] Boccaletti S, Latora V, Moreno Y, Chavez M and Hwang D-U 2006 *Physics Reports* **424** 175
- [12] Barabási A-L and Albert R 1999 *Science* **286** 509
- [13] Barrat A, Barthélemy M and Vespignani A 2004 *Phys. Rev. Lett.* **92** 228701
- [14] Wang W, Wang B, Hu B, Yan G, and Ou Q 2005 *Phys Rev Lett.* **94** 188702
- [15] Li M, Wang D, Fan Y, Di Z, Wu J, 2006 *New Journal of Physics* **8** 72
- [16] Davidsen J, Ebel H, and Bornholdt S 2002 *Phys. Rev. Lett.* **88** 128701
- [17] Vázquez A 2003 *Phys. Rev. E* **67** 056104
- [18] Saramäki J, Kaski K 2004 *Physica A* **341** 80
- [19] Evans T S, Saramäki J P 2005 *Phys. Rev. E* **72** 026138
- [20] Krapivsky P L and Redner S 2002 *J. Phys. A: Math. Gen.* **35** 9517
- [21] Rozenfeld H D and ben-Avraham D 2004 *Phys. Rev. E* **70** 056107
- [22] Pujol J M, Flache A, Delgado J and Sangüesa R 2005 *Journal of Artificial Societies and Social Simulation* **8** 12
- [23] D'Souza R M, Borgs C, Chayes J T, Berger N, and Kleinberg R D 2007 *Proc. Natl. Acad. Sci. USA* **104** 15
- [24] Jeong H, Neda Z and Barabási A-L 2003 *Europhys. Lett.* **61** 567
- [25] Kossinets G, Watts D J 2006 *Science* **311** 88