

Robust Neutrino Constraints by Combining Low Redshift Observations with the CMB

Beth A. Reid¹, Licia Verde^{1,2,3}, Raul Jimenez^{1,2,3}, Olga Mena⁴

¹ Institute for Sciences of the Cosmos (ICC), University of Barcelona, Barcelona 08028, Spain

² ICREA (Institutio Catalana de Recerca i Estudis Avancats)

³ Theory group, Physics Department, CERN, C-1211, Geneva 23, Switzerland

⁴ Instituto de Fisica Corpuscular, IFIC, CSIC and Universidad de Valencia, Spain

Abstract. We illustrate how recently improved low-redshift cosmological measurements can tighten constraints on neutrino properties. In particular we examine the impact of the assumed cosmological model on the constraints. We first consider the new HST $H_0 = 74.2 \pm 3.6$ measurement by Riess et al. (2009) and the $\sigma_8(\Omega_m/0.25)^{0.41} = 0.832 \pm 0.033$ constraint from Rozo et al. (2009) derived from the SDSS maxBCG Cluster Catalog. In a Λ CDM model and when combined with WMAP5 constraints, these low-redshift measurements constrain $\sum m_\nu < 0.4$ eV at the 95% confidence level. This bound does not relax when allowing for the running of the spectral index or for primordial tensor perturbations. When adding also Supernovae and BAO constraints, we obtain a 95% upper limit of $\sum m_\nu < 0.3$ eV. We test the sensitivity of the neutrino mass constraint to the assumed expansion history by both allowing a dark energy equation of state parameter $w \neq -1$ and by studying a model with coupling between dark energy and dark matter, which allows for variation in w , Ω_k , and dark coupling strength ξ . When combining CMB, H_0 and the SDSS LRG halo power spectrum from Reid et al. 2009, we find that in this very general model, $\sum m_\nu < 0.51$ eV with 95% confidence. If we allow the number of relativistic species N_{rel} to vary in a Λ CDM model with $\sum m_\nu = 0$, we find $N_{\text{rel}} = 3.76^{+0.63}_{-0.68} ({}^{+1.38}_{-1.21})$ for the 68% and 95% confidence intervals. We also report prior-independent constraints, which are in excellent agreement with the Bayesian constraints.

1. INTRODUCTION

Atmospheric and solar neutrino experiments have demonstrated that neutrinos have mass, implying a lower limit on the total mass of 0.056 eV [1]. Ongoing and future direct experiments will be sensitive to the absolute neutrino mass scale: for instance, KATRIN will measure or constrain the electron neutrino mass to the 0.2 eV level.† A thermal neutrino relic component in the universe can impact both the expansion history and growth of structure. Cosmological probes of neutrinos are therefore complementary to direct experiments and provide some of the tightest constraints on both the number of relativistic species present in the early universe and the sum of neutrino masses [1]. However, up to date, these constraints were dependent on the assumed cosmological model. For example, bounds on the sum of the neutrino masses

† <http://www-ik.fzk.de/tritium/motivation/sensitivity.html>

could be relaxed by, for example, allowing coupling in the dark sector [2] or allowing hadronic axions [3]. In this paper we summarize how cosmic neutrinos affect cosmic history, examine how recently improved cosmological measurements of the low redshift universe can help constrain these neutrino properties, and scrutinize the impact of our assumptions about the cosmological model.

In the standard model for particle physics there are three massless neutrino species with weak interactions. Neutrinos decouple early in cosmic history, when the temperature was $T \sim 1$ MeV, and thereafter contribute to the relativistic energy density with an effective number of species, $N_{\text{eff}} = 3.046$ [1]. Cosmology is sensitive to the physical energy density in relativistic particles in the early universe ω_{rel} which, in the standard model (for cosmology), includes only photons and neutrinos $\omega_{\text{rel}} = \omega_\gamma + N_{\text{eff}}\omega_\nu$ where ω_γ is the energy density in photons and ω_ν is the energy density in one active neutrino. As ω_γ is extremely well constrained, ω_{rel} can be used to constrain neutrino properties; deviations from $N_{\text{eff}} = 3.046$ would signal non-standard neutrino features or additional relativistic relics. N_{eff} impacts the big bang nucleosynthesis epoch through its effect on the expansion rate. Therefore measurements of the primordial abundance of light elements can constrain N_{eff} [4, 5, 6, 7]. These constraints rely on physics at the time of big-bang nucleosynthesis ($T \sim \text{MeV}$), and in several non-standard models the energy density in relativistic species can change at later time (e.g. at the last scattering, $T \sim \text{eV}$). Free-streaming relativistic particles affect the Cosmic Microwave Background (CMB) through their relativistic energy density, which alters the epoch of matter-radiation equality, and through their anisotropic stress [8, 9]. Because the redshift of matter-radiation equality is well constrained by the ratio of the third to first CMB peak height, the first effect defines a degeneracy between $\Omega_m h^2$ and N_{eff} :

$$1 + z_{\text{eq}} = \frac{\Omega_m h^2}{\Omega_\gamma h^2} \frac{1}{1 + 0.2271 N_{\text{eff}}}. \quad (1)$$

Because of the second effect, WMAP5 data favors $N_{\text{eff}} = 3.046$ over $N_{\text{eff}} = 0$ at the 99.5% confidence level [10].

Neutrinos with mass $\lesssim 1$ eV become non-relativistic after the epoch of recombination probed by the CMB, so that allowing massive neutrinos alters matter-radiation equality for fixed $\Omega_m h^2$. Their radiation-like behavior at early times changes the expansion rate, shifting the peak positions, but this is somewhat degenerate with other cosmological parameters. Therefore, WMAP5 alone constrains $\sum m_\nu < 1.3$ eV at the 95% confidence in a flat Λ CDM universe, and this constraint relaxes to $\sum m_\nu < 1.5$ eV for a flat w CDM universe, assuming $N_{\text{eff}} = 3.046$ [10]. Figure 17 of [9] shows that there remain degeneracies between $\sum m_\nu$ and both H_0 and σ_8 ; in this paper we show that currently available low-redshift measurements can break these degeneracies, yielding improved and robust constraints on $\sum m_\nu$.

After the neutrinos become non-relativistic, their free-streaming damps power on small scales and therefore modifies the matter power spectrum in the low redshift universe. The latest large-scale structure constraints from the Sloan Digital Sky Survey Luminous Red Galaxy sample in combination with WMAP5 yield $\sum m_\nu < 0.62$ eV in a flat Λ CDM model with $N_{\text{eff}} = 3.046$ [11]. In addition, because the measurement of the matter power spectrum provides a separate constraint on the transfer function, this data combination also yields a constraint on $N_{\text{eff}} = 4.8^{+1.8}_{-1.7}$ in a flat Λ CDM cosmology with no massive neutrinos. We will show that the combination of low redshift data used in this paper provides tighter neutrino constraints in both of these cases.

Relaxing the assumptions about the cosmic expansion history, e.g., requiring $w = -1$ vs. allowing w as a free parameter [9, 12] or allowing coupling in the dark sector can relax constraints on neutrino masses [2]. As an example we study constraints on neutrino masses in the model of [13], allowing Ω_k , w , and coupling strength ξ to vary simultaneously.

In Section 2 we discuss the low-redshift observational constraints we will make use of to improve neutrino constraints, paying careful attention to how the constraints generalize to the models we consider. In Sections 3 and 4 we present new constraints on neutrino masses and the effective number of relativistic species at matter-radiation equality. We also make a detailed comparison with results from different cosmological probes available in the literature. In Section 5 we summarize our findings and argue that they are robust to a wide variety of alterations of the cosmological model.

2. DATA AND METHODS

In subsections 2.1 and 2.2 we discuss the low redshift constraints we make use of in our analysis, paying particular attention to their generalization to models not initially considered in their analyses. In subsection 2.3 we review our standard Bayesian methodology for computing parameter constraints and upper limits, and introduce the profile likelihood as a means to check the dependence on these constraints on our priors.

2.1. H_0

Ref. [14] presents a redetermination of the Hubble constant that makes use of Cepheid variables in SN Ia host galaxies and in the “maser galaxy” NGC 4258, along with an expanded SN Ia sample at $z < 0.1$. We reinterpret the reported constraint, $H_0 = 74.2 \pm 3.6 \text{ km s}^{-1} \text{ Mpc}^{-1}$, as a constraint on the inverse luminosity distance at the effective redshift $z = 0.04$ (Riess, private communication). This correctly accounts for the slight dependence on w shown in Figure 14 of [14], and generalizes the constraint to an arbitrary cosmology. In practice, when combining with other data sets, the cosmology dependence of this constraint is quite small.

2.2. *maxBCG*

Ref. [15] derives cosmological constraints from the maxBCG cluster catalog [16], which identifies spatial overdensities of bright red galaxies in SDSS DR4+ imaging data and results in a nearly volume-limited catalog with photometric redshifts in the range $z = 0.1$ to $z = 0.3$. MaxBCG clusters are classified by N_{200} , the number of red-sequence galaxies within a scaled radius such that the average galaxy overdensity interior to that radius is 200 times the mean galaxy density. The group multiplicity as a function of N_{200} is one of two primary observable inputs to the maxBCG posterior. The second is the mean mass measured via gravitational lensing for 5 bins in N_{200} from [17].

The analysis of Ref. [15] assumes a flat Λ CDM cosmology with $N_{eff} = 3.046$ massless neutrinos, where σ_8 and Ω_m are allowed to vary, and $h = 0.7$, $n_s = 0.96$, and $\Omega_b h^2 = 0.02273$ are held fixed. There are four nuisance parameters: two to define the mean power law relationship between N_{200} and halo mass M , one to quantify the size of the log-normal scatter about this relation, and one for the lensing mass bias

parameter. The principal cosmological constraint derived from the maxBCG catalog is

$$\sigma_8(\Omega_m/0.25)^{0.41} = 0.832 \pm 0.033. \quad (2)$$

In Section 5.2.1, Ref. [15] addresses the limitations of their assumptions on cosmological parameters. They find that using a Gaussian prior on $h = 0.7 \pm 0.1$ and $n_s = 0.96 \pm 0.05$ does not alter their $\sigma_8\Omega_m^{0.41}$ constraint. In addition, for a prior with $\sum m_\nu < 1$ eV, the $\sigma_8\Omega_m^{0.41}$ constraint is not altered. Massive neutrinos suppress the linear power spectrum, but because σ_8 corresponds to the mass scale to which maxBCG is most sensitive, the impact of the alteration in power spectrum shape is minimal on the final constraints. In principle, massive neutrinos also alter growth in the nonlinear regime. Ref. [18] shows that power suppression is enhanced in the nonlinear regime for massive neutrinos, implying that the upper bound reported in the present paper is robust. Therefore, since the range of total neutrino mass we explore in this paper is well below 1 eV, we can safely apply the maxBCG constraint. In the case of massive neutrinos, we also study the maxBCG constraint in combination with WMAP5 for a Λ CDM model including spectral index running. When we evaluate the spectral index $n_s(k)$ for all $k \leq 0.4$ h/Mpc from the WMAP5 constraints in this model, the value falls between 0.91 and 1 for 68% of the time. This range satisfies the stated maxBCG tolerance to variation in the spectral index, and therefore we may apply the maxBCG constraint unaltered in the models we study including massive neutrinos.

The maxBCG analysis did not directly address models in which N_{eff} is varied. However, we have verified that within the space of parameters allowed by WMAP5 and the H_0 constraint of [14] in a Λ CDM+ N_{eff} model, the impact of N_{eff} can be compensated by a change in n_s that is within the maxBCG stated tolerances.

2.3. Markov Chain Monte Carlo and Profile Likelihoods

We use the standard Markov Chain Monte Carlo (MCMC) scheme to probe the posterior distribution for several different cosmological models [10, 19, 20]. The publicly available WMAP5 chains which we resample have uniform priors on the parameters $\{\Omega_b h^2, \Omega_c h^2, \Omega_\Lambda, \tau, n_s, \Delta_{\mathcal{R}}^2, A_{SZ}\}$, the baryon density, cold dark matter density, dark energy density, reionization optical depth, scalar spectral index at $k_0 = 0.002$ Mpc $^{-1}$, amplitude of curvature perturbations at k_0 , and SZ marginalization factor. The MCMC chain we produce for the the dark coupling model of [13] uses the same parameters, but replaces Ω_Λ with the parameter θ , the ratio of the approximate sound horizon to the angular diameter distance, which is used by CosmoMC [21].

For a more “frequentist” statistic, the profile likelihood can be computed from the MCMC chain. Since we have 7 or more uninteresting parameters and only one parameter for which we want to report constraints (say, β), for each value of β we find the maximum likelihood value L_β , regardless of the values assumed by other parameters. We then consider $\ln L_\beta / L_{\text{max}}$ as a function of the model parameter β , or function thereof; here L_{max} is the maximum likelihood over the entire chain. In section 3.1 we compute the profile likelihood for $\sum m_\nu$ in each model we have studied. As long as the posterior distribution is singly peaked, this profile should be independent of the Bayesian priors; but note that the profile likelihood will become noisier as $\ln L / L_{\text{max}}$ decreases, since the MCMC method means the chains do not densely sample low $\ln L / L_{\text{max}}$ regions.

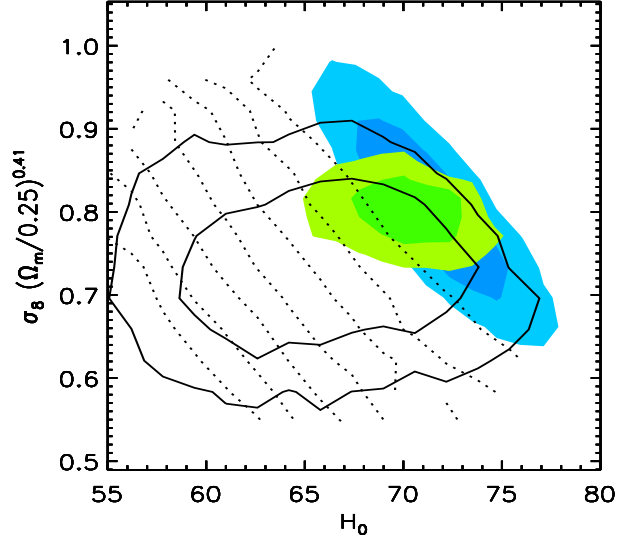


Figure 1. Λ CDM WMAP5-only constraints with $\sum m_\nu = 0$ are shown in blue. The black transparent contours show how the constraints on $\sigma_8(\Omega_m/0.25)^{0.41}$ and H_0 degrade when $\sum m_\nu$ is left as a free parameter. The dotted lines show contours on which $\langle \sum m_\nu \rangle = 0.2, 0.4, 0.6, \dots, 1.4$ eV for the WMAP5-only posterior distribution. Smaller values of $\sum m_\nu$ have higher values of H_0 (closer to the Λ CDM contours). The green shows the constraints when maxBCG and H_0 constraints are also included. The 95% confidence upper limit is reduced from 1.3 eV to 0.4 eV.

3. CONSTRAINTS ON THE SUM OF NEUTRINO MASSES

We begin in Section 3.1 by studying the Λ CDM model and a few one-parameter extensions explored in the WMAP5 analysis. In section 3.2 we study the dark coupling model of [13] as an example of a model which significantly relaxes the model assumptions about the expansion history by varying three additional parameters. We consider the profile likelihood to study the dependence of our constraints on our cosmological priors and check the consistency of the data sets we examine. Finally we compare with previous constraints on $\sum m_\nu$ in the literature using a variety of data sets.

3.1. Λ CDM and one-parameter extensions

Figure 1 shows the WMAP5-only constraints in a Λ CDM model when $\sum m_\nu = 0$ (blue contours). The solid black contours show that when $\sum m_\nu$ is allowed to vary, the constraints on H_0 and $\sigma_8(\Omega_m/0.25)^{0.41}$ weaken substantially. While both the maxBCG and H_0 constraints are in good agreement with the Λ CDM values, they effectively exclude high neutrino masses (green contours). Adding both constraints reduces the 95% confidence limit on $\sum m_\nu$ from 1.34 to 0.4 in a flat Λ CDM cosmology. Figure 2 shows the same scenario, but when BAO and SN data have also been combined with WMAP5. Since those probes break the degeneracy between H_0 and Ω_m in Λ CDM cosmology, H_0 is well constrained, almost independently of $\sum m_\nu$. In this case the

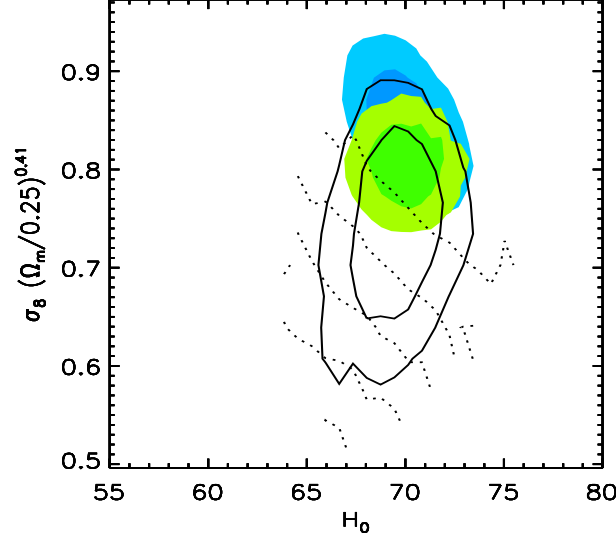


Figure 2. Same as Figure 1 but for the Λ CDM model with base dataset WMAP+BAO+SN. The dotted lines show contours on which $\langle \sum m_\nu \rangle = 0.2, 0.4, 0.6, 0.8$ eV for the WMAP+BAO+SN posterior distribution. Smaller values have higher values of $\sigma_8(\Omega_m/0.25)^{0.41}$ (closer to the Λ CDM contours).

maxBCG result drives the reduction of the 95% confidence bound from 0.67 eV to 0.31 eV.

In Table 1 we present these and several other one dimensional constraints on $\sum m_\nu$ for the Λ CDM model, as well as several other data and model variants. In the upper half of the table the limits are Bayesian, i.e. they represent the $\sum m_\nu$ value below which 95% of the weighted points in the MCMC chain lay. The lower half of the table approximates a frequentist interpretation (a more detailed discussion of this is in sec. 3.3): we report the largest value of $\sum m_\nu$ in the chain for which $\ln L_{\sum m_\nu}/L_{max} \geq -2$. While this limit can be interpreted in terms of numbers of standard deviations only for Gaussian distributions, it is prior-independent. We have checked that the $\sum m_\nu$ distribution is well approximated by a Gaussian.

The constraint on $\sum m_\nu$ from WMAP5+maxBCG+ H_0 does not relax when running or tensors are allowed. The constraint relaxes slightly to $\sum m_\nu < 0.47$ eV at the 95% confidence level when w is allowed to vary, but BAO and SN constraints are also included. The constraint relaxes because the maxBCG constraint - $\sum m_\nu$ degeneracy is less steep for this model, since changing w also impacts the growth of structure. These examples indicate that when the expansion history is fixed, $\sum m_\nu < 0.4$ eV (95% confidence) is a robust upper limit; changes in the primordial fluctuations that are consistent with WMAP5 do not impact this bound. However, when the expansion history is altered at late times ($w \neq -1$ but constant), this bound relaxes slightly. As an extreme example of this, we study the dark coupling model of [13] next.

Bayesian and Frequentist upper 95% C.L. bound on $\sum m_\nu$					
model	base dataset	-	+maxBCG	+ H_0	+maxBCG+ H_0
Λ CDM	WMAP5	1.3	1.1	0.59	0.40
Λ CDM	WMAP5+BAO+SN	0.67	0.35	0.59	0.31
Λ CDM + α	WMAP5	1.34	1.25	0.54	0.39
Λ CDM + r	WMAP5	1.36	1.18	0.83	0.40
w CDM	WMAP5+BAO+SN	0.80	0.52	0.72	0.47
dark coupling	WMAP5+ $\hat{P}_{halo}(k)$ +SN	-	-	0.51	-
Λ CDM	WMAP5	1.3	1.0	0.57	0.41
Λ CDM	WMAP5+BAO+SN	0.71	0.41	0.61	0.30
Λ CDM + α	WMAP5	1.28	1.17	0.63	0.43
Λ CDM + r	WMAP5	1.23	0.86	0.72	0.30
w CDM	WMAP5+BAO+SN	0.82	0.46	0.74	0.44
dark coupling	WMAP5+ $\hat{P}_{halo}(k)$ +SN	-	-	0.56	-

Table 1. 95% upper limit on the sum of the neutrino masses $\sum m_\nu$ in eV. In the upper half of the table the limits are Bayesian, i.e. they represent the $\sum m_\nu$ value below which 95% of the weighted points in the MCMC chain lay. The lower half of the table approximates a frequentist interpretation: we report the largest value of $\sum m_\nu$ in the chain for which $\ln L_{\sum m_\nu}/L_{max} \geq -2$. For the first five models we use the WMAP5 public MCMC chains to compute the upper bounds; these chains use WMAP5 year data, and where noted, BAO constraints from [22] and the Union supernova sample [23]. Column 1 specifies the cosmological model assumed. All five of these models assume flatness, and w is assumed constant if varied. $\alpha \equiv dn_s/d\ln k$ indicates running in the primordial power spectrum and r indicates allowing for primordial tensor modes. Column 2 specifies the original datasets used to determine the constraints shown in Column 3, and Columns 4-6 give the resulting upper bounds after applying additional observational constraints from maxBCG (Column 4), H_0 , (Column 5), and both of these (Column 6). In the last column we include the constraint from Section 3.2 on the model of Ref. [13]. In that model, curvature, w , and dark coupling ξ are simultaneously varied.

3.2. Dark coupling and massive neutrinos

In this subsection we consider the particular model of coupling in the dark sector proposed by Ref. [13]. In their model the densities of dark matter and of dark energy do not evolve independently as the universe expands but are coupled, with an interaction strength parameterized by ξ as follows:

$$\nabla_\mu T_{(dm)\nu}^\mu = \xi H \rho_{de} u_\nu^{dm} \quad (3)$$

$$\nabla_\mu T_{(de)\nu}^\mu = -\xi H \rho_{de} u_\nu^{dm}, \quad (4)$$

where $T_{(dm)\nu}^\mu$ and $T_{(de)\nu}^\mu$ are the energy momentum tensors for the dark matter and dark energy components, respectively, u^{dm} denotes the dark matter four velocity and H the Hubble parameter. The coupling strength ξ alters the expansion history through changes in the matter and dark energy density evolution [13]:

$$\rho_{dm}(a) = \rho_{dm}^0 a^{-3} + \rho_{de}^0 \frac{\xi}{3w_{de}^{\text{eff}}} (1 - a^{w_{de}^{\text{eff}}}) a^{-3} \quad (5)$$

$$\rho_{de}(a) = \rho_{de}^0 a^{-3(1+w_{de}^{\text{eff}})} \quad (6)$$

where $w_{de}^{\text{eff}} = w + \xi/3$, the superscript 0 denotes the present-day quantity, and a denotes the scale factor. We adopt this model as a suitable example for which

to study whether the constraint on $\sum m_\nu$ relaxes when several free parameters are allowed to simultaneously vary. It was shown by Ref.[24, 25, 26] that allowing for a coupling in the dark sector dramatically relaxes cosmological constraints on neutrino mass. Ref. [13] present a slightly different model for dark coupling, which improves on existing models in the literature as it does not suffer from instabilities; they present cosmological constraints on this dark coupling parameterization in a very general model, allowing the curvature, equation of state of dark energy $w \geq -1$, total neutrino mass, and the amplitude of dark coupling $\xi < 0$ between dark matter and dark energy to vary along with the standard Λ CDM cosmological parameters. These additional parameters allow the expansion history and growth of structure to deviate appreciably from the Λ CDM assumption. We will explore the cosmological constraints on the coupling strength ξ in a future work alongside this model's non-standard growth of structure; because of the large deviations from the Λ CDM growth of structure, the maxBCG cluster constraint, which is based on the standard spherical collapse-based correspondence between the linear matter power spectrum and the resulting halo mass function in Λ CDM cosmologies, cannot be applied to the [13] model. For this model, we therefore substitute the maxBCG constraints with the SDSS DR7 Luminous Red Galaxies $\dot{P}_{halo}(k)$ constraint of [11] as a robust low redshift probe of $\sum m_\nu$.

We study the dark coupling model using the MCMC method as implemented in the COSMOMC package [21]. Several datasets must be included to avoid long degeneracies in the parameter space. We include WMAP5 data along with several low redshift datasets: the new H_0 constraint [14], SDSS DR7 Luminous Red Galaxies halo power spectrum $\dot{P}_{halo}(k)$ [11], and Union SN sample [23]. The only important prior we enforce is $\Omega_{dm}h^2 > 0.001$; surprisingly, even models consistent with these four cosmological probes can have negligible $\Omega_{dm}h^2$ today since the coupling accelerates the transition to dark energy domination. Note that massive neutrinos suppress $\dot{P}_{halo}(k)$ in a scale-dependent fashion, thus, by including the $\dot{P}_{halo}(k)$ measurements, one expects to be able to disentangle the effects of neutrino mass from the effects of alterations of the late-time expansion history. Figure 3 shows constraints from these four observational probes (red contours): $\sum m_\nu$ is not degenerate with dark coupling ξ , and the resulting one dimensional constraint on $\sum m_\nu$ is 0.51 eV. For completeness, we also show in Figure 3 how the constraints would tighten *if* the maxBCG constraint were applicable (blue contours). The constraint on the neutrino mass is unaffected.

3.3. Comparison with constraints from the profile likelihood

We first verify that all three primary datasets are consistent with each other in the Λ CDM cosmology by comparing the maximum likelihood value of the WMAP5 data alone with the maximum likelihood after adding the additional observational constraints. We find that $\ln L_{max}$ decreases by 0.5 with the addition of the two independent Gaussian priors from the H_0 and maxBCG constraints; the decrease in $\ln L_{max}$ is the same when we add massive neutrinos to the model. Therefore, our tight constraints are not arising from tension between the datasets we are using. To compute the profile likelihood as described in Section 2.3, we find the maximum likelihood value over the MCMC chain in bins of $\sum m_\nu$. Figure 3.3 shows that this function is well-fit by a Gaussian in each case. We can therefore tentatively interpret the largest $\sum m_\nu$ value for which $\ln L/L_{max} \geq -2$ as a prior-independent $\sim 2\sigma$ upper bound on $\sum m_\nu$. We report this value in the bottom half of Table 1; in general we find excellent agreement with the Bayesian results.

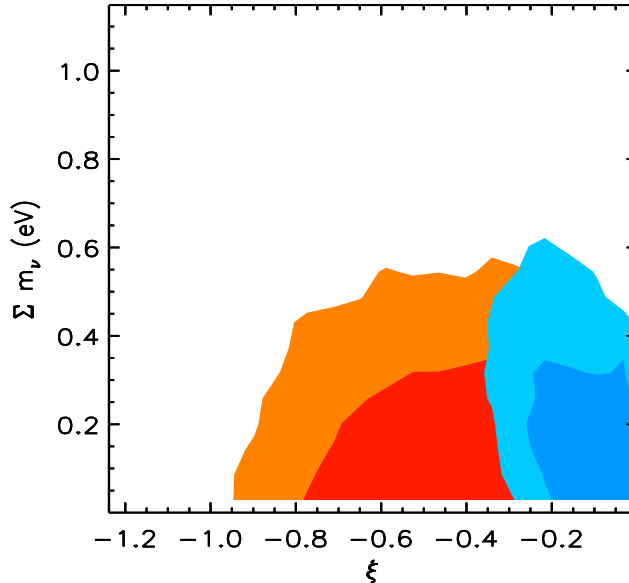


Figure 3. Two-dimensional constraints in $\xi - \sum m_\nu$ in the dark coupling model of ref. [13]. The red contours are the results from the CMB+ H_0 [14]+ $\hat{P}_{halo}(k)$ [11]+ Union SN [23]. With this data-set combination there is no longer a degeneracy between coupling and neutrino mass. As discussed in Section 3.2, the strong changes in the growth of structure caused by the dark coupling prevent us from applying the maxBCG constraint to this model. However, the blue contours, which also include the maxBCG constraint, demonstrate that the constraint on $\sum m_\nu$ is not tightened even if this additional constraint could be included.

3.4. Comparison with other $\sum m_\nu$ constraints

In Table 2 we compile other $\sum m_\nu$ constraints available in the literature and compare with the results we have found. WMAP5 provides a robust upper limit in a Λ CDM model, $\sum m_\nu < 1.3$ eV; allowing $w \neq -1$ relaxes the constraint only slightly to $\sum m_\nu < 1.5$ eV. In a study of WMAP3 data, Ref. [27] find that correcting the likelihood approximation on large angular scales as well as accounting for an over-subtraction of point sources affecting small angular scales, the WMAP3-only 95% upper bound improved from 1.9 to 1.57 eV. $\sum m_\nu$ remains degenerate with both H_0 and σ_8 within the WMAP5 constraint. Using BAO and SN reduces the degeneracy with H_0 , reducing the limit to 0.67 eV ($w = -1$) or 0.8 eV when w is also allowed to vary. Using both the k -dependent suppression of power and BAO feature in the matter power spectrum derived from the SDSS Luminous Red Galaxy sample, Ref. [11] finds $\sum m_\nu < 0.62$ eV when combined with WMAP5 for $w = -1$. That analysis improves the nonlinear modeling by removing the additional shot noise contribution from galaxies occupying the same dark matter halo and marginalizing over the remaining modeling uncertainties. Ref. [28] compare the impact of two nonlinear modeling approaches on the cosmological inferences for several extensions of standard Λ CDM cosmology, and advocate marginalizing over an additional shot noise term.

Additional progress requires probing the amplitude of mass fluctuations. This

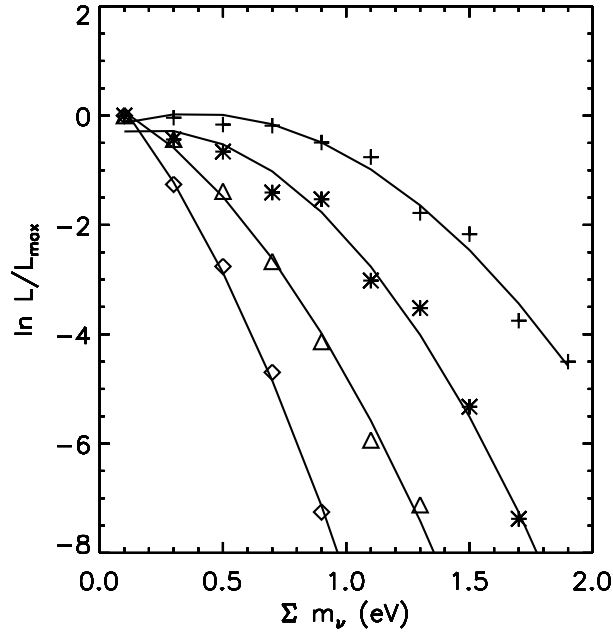


Figure 4. The profile likelihood defined in Section 2.3 in bins of $\Delta(\sum m_\nu) = 0.2$ eV for the Λ CDM model with WMAP5 only (crosses), WMAP5+maxBCG (stars), WMAP5+ H_0 (triangles), and WMAP5+maxBCG+ H_0 (diamonds). The black curves overlay a quadratic fit to these points, illustrating that a Gaussian curve provides a good fit to this one-dimensional distribution.

has been done with several samples probing the cluster mass function. Ref. [29] derives a low and high redshift cluster mass function from *Chandra* observations of clusters in two ROSAT surveys. Their measurement provides a constraint from the normalization of the local mass function $\sigma_8(\Omega_m/0.25)^{0.47} = 0.813 \pm 0.013 \pm 0.024$ (statistical and systematic errors, respectively); this is similar to and in agreement with the maxBCG constraint we have used in our analysis. Additional cosmological information is available by comparing the high and low redshift mass functions. Their tighter statistical constraint on the local mass function normalization translates to tighter constraints on $\sum m_\nu < 0.33$ eV, but with the caveat that ~ 0.1 eV of systematic error has not been included. Moreover, Ref. [30] points out that the analysis of [29] does not fit for both the cluster scaling relations and cosmological parameters self-consistently.

Ref. [31] uses the cluster mass function from weak lensing to derive a similar cluster normalization constraint: $\sigma_8(\Omega_m/0.25)^{0.37} = 0.72^{+0.04}_{-0.05}$. Because of both the larger errors, lower central value, and combination with WMAP3 rather than WMAP5, they find a relatively weak constraint, $\sum m_\nu < 1.43$ eV.

Because so far only upper limits can be obtained from cosmology on the neutrino masses, the tightness of the $\sum m_\nu$ constraints depends drastically on where the lower-redshift σ_8 determination intersects the CMB $\sum m_\nu - \sigma_8$ degeneracy. An example of this sensitivity is the constraint obtained including the Ly- α forest power spectrum

(LYA) measurements [32]. In that work, $\sim 2\sigma$ tension between the power spectrum amplitudes preferred by WMAP3 and LYA when $\sum m_\nu = 0$ was reported, with LYA preferring a larger amplitude. This translates into an extremely tight constraint on $\sum m_\nu < 0.17$ eV when LYA is combined with many other observational probes (WMAP3, SN, SDSS BAO, SDSS and 2dF $P(k)$, and small scale CMB experiments). With updated datasets for WMAP and SN but including fewer datasets altogether, and in addition allowing for running of the spectral index, we find that LYA data still reduces the constraint to $\sum m_\nu < 0.28$ eV. Moreover, Ref. [33] find possible evidence for an inverted temperature-density relation, which would change the interpretation of the LYA power spectrum measurement and significantly weaken the Ref. [32] bound.

Table 1 demonstrated the improvement on $\sum m_\nu$ when tight Hubble constant measurements are included [14]. Refs. [34, 35] use the stars in passively-evolving red galaxies as cosmic chronometers to obtain a cosmological-model independent measurement of $H(z)$ from $z = 0$ to $z \sim 1$; adding these additional constraints on $H(z)$ also reduces the constraint on $\sum m_\nu$ to 0.5 eV. Weak lensing provides additional constraints on the amplitude of fluctuations on small scales which can be used to constrain $\sum m_\nu$; both Ref. [36] and Ref. [37] find a limit of ~ 0.54 eV. Finally, there have also been constraints derived from luminosity-dependent biasing [38, 39]. The most recent work by [39] combines WMAP5 with the [40] LRG $P(k)$ and luminosity-dependent bias measurements to find $\sum m_\nu < 0.28$ eV in Λ CDM; this constraint relaxes to 0.59 eV in a w CDM cosmology. While the modeling procedure can be quite complex, this approach is certainly competitive with other probes.

In conclusion, WMAP5 provides a robust 95% confidence upper bound of ~ 1.5 eV. Probes of the redshift-distance or $H(z)$ relation break key degeneracies and reduce the constraints to $\sim 0.5 - 0.8$ eV. Similarly, adding the measurement of the galaxy power spectrum shape for SDSS DR7 [11] reduces the bound to 0.62 eV. Beyond this, probes of the amplitude of clustering σ_8 through measurements of the cluster mass function, weak lensing, LYA, or luminosity-dependent clustering are necessary. The most optimistic interpretation of the currently available data reduces the bound to ~ 0.3 eV. All of these methods require more complicated modeling and need further quantification of the remaining systematics.

From current solar and atmospheric constraints on neutrino mass differences Δm^2 , three types of neutrino mass spectra are allowed: the normal hierarchy ($m_1 \ll m_2 \ll m_3$), the inverted hierarchy ($m_3 \ll m_1 \simeq m_2$) and the quasi-degenerate hierarchy ($m_1 \sim m_2 \sim m_3$). Constraints on the absolute neutrino mass scale would greatly help in distinguishing these three cases as indicated in Fig 5. Direct neutrino mass searches based on tritium beta decay searches so far have imposed an upper limit of 2.3 eV at the 95% CL [41], but to distinguish e.g. the quasi-degenerate hierarchy from the other cases a mass sensitivity of ~ 0.2 eV is needed. The neutrino mass hierarchy is one of the unknowns within the neutrino sector and its extraction would be crucial for determining the neutrino character (Dirac or Majorana) and measuring leptonic CP violation. A determination of the neutrino mass hierarchy would also rule out some neutrino mass models based on lepton flavor symmetries and/or grand unification schemes [42]. If future cosmological data finds no evidence for a neutrino mass down to 0.1 eV, that would imply that the neutrino mass hierarchy is normal, allowing, in principle, a clean measurement of CP violation in the leptonic sector (provided the mixing angle θ_{13} is not very small), see Ref. [43]. If future cosmological data finds a positive signal above 0.1 eV it would be impossible to measure unambiguously the hierarchy with cosmological information only. However, if such a

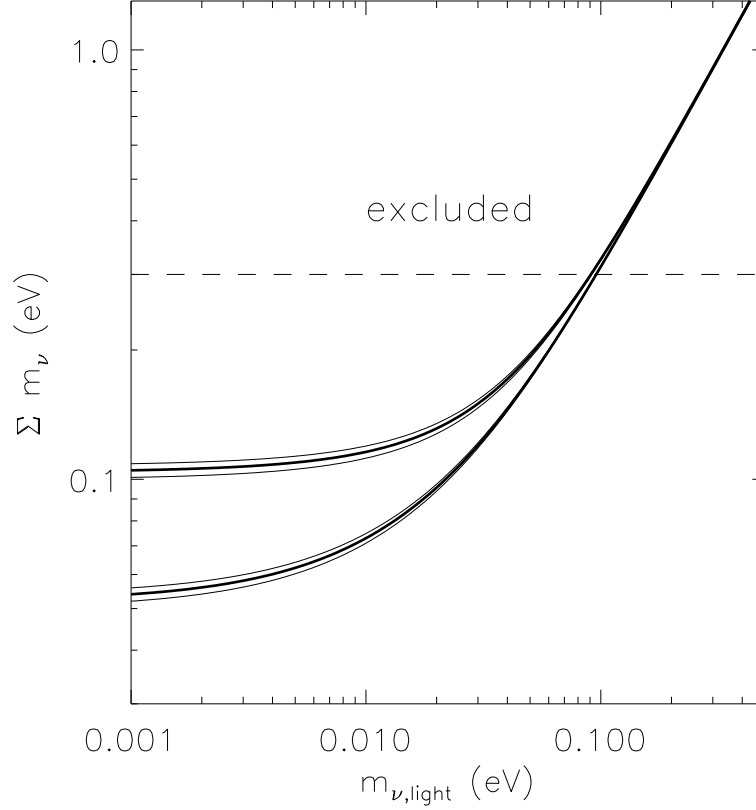


Figure 5. Σm_ν vs. the mass of the lightest neutrino in the normal and inverted hierarchies.

signal is found, direct neutrino mass searches, as tritium beta decay experiments, could infer the mass of the lightest neutrino and provide the key to determine the hierarchy and leptonic CP violation. Moreover, if the neutrino mass hierarchy turns out to be inverted, next generation neutrino-less double beta decay experiments could extract the neutrino character (for a review of the expected sensitivities, see [44]). A Majorana neutrino character, together with a non vanishing leptonic CP violation would point to leptogenesis as the responsible mechanism for the matter-antimatter asymmetry of the universe.

4. Constraints on the number of relativistic species N_{rel}

We now consider constraints on the effective number of neutrino species: in this case we assume that neutrino masses are negligible and in the analysis we keep Σm_ν fixed to 0. While in principle both N_{rel} and Σm_ν should be varied simultaneously, in practice the two are no longer degenerate, and so the assumption $\Sigma m_\nu = 0$ does not change the constraints much [46].

Equation 1 defines the major degeneracy between N_{rel} and $\Omega_m h^2$ in the WMAP5

95% upper limits on $\sum m_\nu$ from the literature				
model	base dataset	U.L. (eV)	sys. errors	Ref.
Λ CDM	WMAP5	1.3	[27]	[10]
w CDM	WMAP5	1.5	[27]	[10]
Λ CDM	WMAP5+BAO+SN	0.67	-	[9]
w CDM	WMAP5+BAO+SN	0.80	-	[9]
Λ CDM	WMAP5+ $P_{halo}(k)$	0.62	marginalized	[11]
w CDM	WMAP5+BAO+SN+ <i>Chandra</i> Clusters	0.33	± 0.1	[29]
Λ CDM	WMAP3+WL mass function	1.43	-	[31]
Λ CDM	WMAP3+Ly- α +CMB small +BAO+SN+SDSS & 2dF $P(k)$	0.17	IGM [33]	[32]
Λ CDM + α	WMAP5+Ly- α +CMB small + H_0 2001 [45]	0.28	IGM [33]	-
Λ CDM	WMAP3+ $H_0+H(z)$	0.50	-	[34]
Λ CDM	WMAP5+SN+BAO+WL	0.54	+0.04	[36], [37]
Λ CDM	WMAP5+ $b(L)+P_{LRG}(k)$ 2006	0.28	bias modeling	[39]
w CDM	WMAP5+ $b(L)+P_{LRG}(k)$ 2006	0.59	bias modeling	[39]

Table 2. 95% upper limit on the sum of the neutrino masses $\sum m_\nu$ in eV reported in other studies. All constraints include WMAP, and have been sorted by horizontal lines by the type of secondary probe: geometrical probe(s) BAO and/or SN, galaxy clustering, cluster mass function, Lyman- α forest, cosmic chronometers, weak lensing, and luminosity-dependent galaxy biasing. In the second Ly- α analysis listed, $\alpha \equiv dn_s/d\ln k$ is also a free parameter.

data. With the strict assumptions of a Λ CDM cosmology, the measured angular diameter distance can only be recovered if H_0 varies with N_{rel} , while the Ω_m and $\Omega_b h^2$ constraints do not relax when N_{rel} is allowed to vary. This explains the strong degeneracy between N_{rel} and H_0 in the WMAP5 posterior distribution. There is also a weaker degeneracy between N_{rel} and n_s . While WMAP5 tightly constrains the amplitude of fluctuations on very large scales, $k_0 \sim 0.002 \text{ Mpc}^{-1}$, within the WMAP5 degeneracy and assuming a power law primordial spectrum, the allowed linear $P(k)$ pivots about k_0 as N_{rel} varies, so that the amplitude of power near the peak at $k \sim 0.03 \text{ Mpc}^{-1}$ (and beyond) increases with N_{rel} . This tilt causes the degeneracy between N_{rel} and σ_8 , and can be constrained both by measuring the galaxy power spectrum shape and constraints on the cluster mass function. Finally, since Ω_m and $\Omega_b h^2$ are both tightly constrained, the variation of H_0 with N_{rel} induces a degeneracy between N_{rel} and Ω_b/Ω_m . This could be probed through gas fractions in clusters or eventually through the amplitude of the BAO signal in large scale structure data. These well-defined one-dimensional degeneracies would degrade in a less-restricted model of the expansion history, so that further geometrical constraints would be needed to constrain N_{rel} and other parameters like Ω_k and w simultaneously.

4.1. N_{rel} in Λ CDM using several datasets

Figure 6 shows the degeneracies in the WMAP5 posterior distribution between N_{rel} and both H_0 and the maxBCG-constrained parameter $\sigma_8(\Omega_m/0.25)^{0.41}$. Table 3 illustrates constraints on N_{rel} in Λ CDM for three different base datasets: WMAP5

base dataset	68% and 95% confidence intervals for N_{rel}			
	-	+maxBCG	+ H_0	+maxBCG+ H_0
WMAP5	$5.7^{+2.5}_{-2.4}(^{+4.0}_{-3.9})$	$4.6^{+1.7}_{-1.6}(^{+3.5}_{-2.6})$	$4.0^{+1.0}_{-1.0}(^{+2.2}_{-1.8})$	$3.76^{+0.63}_{-0.68}(^{+1.38}_{-1.21})$
WMAP5+BAO				
+SN+HST	$4.4^{+1.5}_{-1.5}(^{+3.2}_{-2.6})$	$3.5^{+0.9}_{-0.9}(^{+2.0}_{-1.7})$	$4.13^{+0.87}_{-0.85}(^{+1.76}_{-1.63})$	$3.73^{+0.65}_{-0.65}(^{+1.39}_{-1.29})$
WMAP5				
+ $P_{\text{halo}}(k)$	$4.8^{+1.8}_{-1.7}(^{+3.9}_{-2.8})$	$3.9^{+1.3}_{-1.3}(^{+3.1}_{-2.1})$	$4.16^{+0.76}_{-0.77}(^{+1.60}_{-1.43})$	$3.77^{+0.67}_{-0.67}(^{+1.37}_{-1.24})$

Table 3. Mean, 68% and 95% confidence intervals on N_{rel} for a Λ CDM cosmology. Here HST refers to the [45] constraint on $H_0 : 72 \pm 8 \text{ km s}^{-1} \text{ Mpc}^{-1}$. When the [14] H_0 constraint is included in columns five and six, the [45] HST prior is undone.

alone, WMAP5+BAO+SN+[45] HST prior ($H_0 = 72 \pm 8 \text{ km s}^{-1} \text{ Mpc}^{-1}$), and WMAP5+ $P_{\text{halo}}(k)$ from [11]. Both the maxBCG and updated H_0 measurement reduce the error on N_{rel} significantly in all three cases. When both of these constraints are taken together, additional data sets other than WMAP5 do not shift the mean value of N_{rel} or reduce its error: $N_{\text{rel}} = 3.76^{+0.63}_{-0.68}$. Therefore the maxBCG and H_0 constraints are sufficient to break the key degeneracies in the WMAP5 data in this model. Since the geometrical constraints from BAO and SN do not contribute significantly to the N_{rel} constraint, they would probably be useful in constraining more general models (i.e., models which vary curvature or the behavior of dark energy) in the context of freely varying N_{rel} .

4.2. Comparison with other N_{rel} constraints

Table 4 shows constraints on N_{rel} from other data in the literature. While WMAP5 provides robust evidence for a lower bound on N_{rel} , by itself it cannot provide an upper limit. The strong correlation between N_{rel} and H_0 in the Λ CDM model makes direct probes of H_0 and $H(z)$ the most effective way to constrain N_{rel} with low redshift observations. The new HST constraint clearly provides a significant improvement over WMAP5 in combination with previously available geometrical constraints (WMAP5+BAO+SN+HST). The additional constraints on the expansion history from [34] improve even further, with the WMAP5+ H_0 error on N_{rel} of 1.0 being reduced to 0.5 with the combination WMAP5+ H_0 + $H(z)$. The Ly- α constraints are also quite promising as a probe of the power spectrum amplitude at large k , but should be reevaluated with the new data and in the context of the possible systematics. Comparison of measured isotope abundances with BBN calculations provide still the tightest and completely independent constraints on N_{rel} .

5. Conclusions

In this paper we have demonstrated that probes of the cluster mass function and increased precision on the Hubble constant can break key degeneracies with CMB observations and yield excellent constraints on both the number of species and sum of the masses of cosmological neutrinos. When the expansion history is fixed to Λ CDM, current constraints on H_0 [14] and the cluster mass function [15] constrain $\sum m_\nu < 0.4 \text{ eV}$ at 95% confidence. This bound relaxes to 0.5 eV in the two extended models we

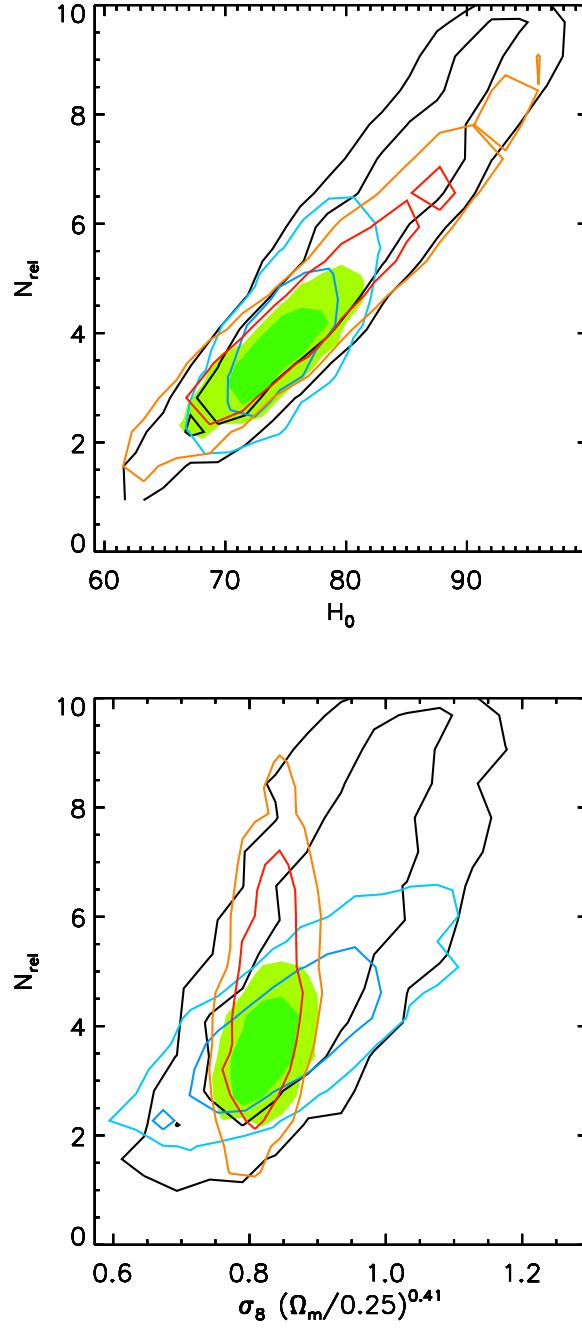


Figure 6. Λ CDM WMAP5-only constraints on N_{rel} vs. H_0 and the maxBCG constraint, $\sigma_8 (\Omega_m/0.25)^{0.41}$ (black), and after importance sampling the WMAP5-only constraints using the [14] constraint on H_0 (blue), the [15] maxBCG cluster constraint on $\sigma_8 (\Omega_m/0.25)^{0.41}$ (red), and both (green).

base dataset	N_{rel}	systematic errors	ref.
WMAP5	> 2.3 (95% C.L.)	-	[10]
WMAP5+BAO+SN+HST	4.4 ± 1.5	-	[9]
WMAP5+ $P_{\text{halo}}(k)$	$4.8^{+1.8}_{-1.7}$	marginalized	[11]
^2H and ^4He abundances (BBN)	$3.18^{+0.22}_{-0.21}$	reprocessing contamination	[7]
WMAP3+BAO+SN +SDSS $P(k)$ +2dF $P(k)$ +CMBsmall	$5.3^{+0.4}_{-0.6}$	IGM [33]	[32]
WMAP3+ H_0 + $H(z)$	4 ± 0.5	-	[34]

Table 4. Constraints on N_{rel} reported in other studies. Here HST refers to the [45] constraint on $H_0 : 72 \pm 8 \text{ km s}^{-1} \text{ Mpc}^{-1}$. All constraints include WMAP except the Big Bang Nucleosynthesis (BBN) constraints, and have been sorted by horizontal lines by the type of secondary probe: geometrical probe(s) BAO and/or SN, galaxy clustering, primordial abundances from BBN, Lyman- α forest, and cosmic chronometers.

considered: $w\text{CDM}$, and the dark coupling model of [13], which allowed curvature, w , and coupling strength ξ to vary. Probing the mass function using X-ray clusters, [29] combine their data with WMAP5+BAO+SN and find $\sum m_\nu < 0.33 \text{ eV}$ in a $w\text{CDM}$ cosmology, though the systematic errors still must be clearly quantified. The optimistic upper bound available from current data, $\sum m_\nu \sim 0.3 \text{ eV}$, almost excludes the scenario in which the neutrino masses are quasi-degenerate.

The constraint on the number of relativistic species N_{rel} from probes of the cluster mass function has not been widely explored so far. We find that the combination of WMAP5, [14] H_0 , and the maxBCG cluster mass function constraint provides an excellent constraint: $N_{\text{rel}} = 3.76^{+0.63}_{-0.68}$. However, we point out that this constraint does not improve when BAO and SN data are also included; those data sets have been shown to have excellent constraining power on both Ω_k and w [47]. Therefore, we may expect that the constraint on N_{rel} will not relax dramatically if we allow for these additional parameters but include all of these datasets, particularly because of the complementarity of the growth of structure and expansion history constraints we have employed. These constraints are not competitive with the most optimistic errors from BBN [7], but provide an important consistency check using probes significantly after the BBN epoch.

Acknowledgments

BAR acknowledges support from FP7 PEOPLE-2002IRG4-4-IRG and excellent discussions with Steen Hannestad, Risa Wechsler, and Jo Dunkley. LV and RJ acknowledge support from MICINN grant AYA2008-03531. LV acknowledges support of FP7 PEOPLE-2002IRG4-4-IRG#202182. RJ is supported by a FP7-PEOPLE-IRG grant. OM is supported by a *Ramón y Cajal* contract from MEC, Spain. We acknowledge the use of the Legacy Archive for Microwave Background Data Analysis (LAMBDA). Support for LAMBDA is provided by the NASA Office of Space Science.

References

- [1] J. Lesgourgues and S. Pastor, *Massive neutrinos and cosmology*, *Physics Reports* **429** (July, 2006) 307–379, [[arXiv:astro-ph/0603494](#)].
- [2] G. La Vacca, S. A. Bonometto, and L. P. L. Colombo, *Higher neutrino mass allowed if Cold Dark Matter and Dark Energy are coupled*, *New Astronomy* **14** (July, 2009) 435–442, [[0810.0127](#)].
- [3] S. Hannestad, A. Mirizzi, G. G. Raffelt, and Y. Y. Y. Wong, *Cosmological constraints on neutrino plus axion hot dark matter*, *Journal of Cosmology and Astro-Particle Physics* **8** (Aug., 2007) 15–, [[0706.4198](#)].
- [4] R. H. Cyburt, *Primordial nucleosynthesis for the new cosmology: Determining uncertainties and examining concordance*, *Phys. Rev. D* **70** (July, 2004) 023505–, [[arXiv:astro-ph/0401091](#)].
- [5] R. H. Cyburt, B. D. Fields, K. A. Olive, and E. Skillman, *New BBN limits on physics beyond the standard model from ^4He* , *Astroparticle Physics* **23** (Apr., 2005) 313–323, [[arXiv:astro-ph/0408033](#)].
- [6] G. Steigman, *Primordial Nucleosynthesis in the Precision Cosmology Era*, *Annual Review of Nuclear and Particle Science* **57** (Nov., 2007) 463–491, [[0712.1100](#)].
- [7] F. Iocco, G. Mangano, G. Miele, O. Pisanti, and P. D. Serpico, *Primordial nucleosynthesis: From precision cosmology to fundamental physics*, *Physics Reports* **472** (Mar., 2009) 1–76, [[0809.0631](#)].
- [8] R. Trotta and A. Melchiorri, *Indication for Primordial Anisotropies in the Neutrino Background from the Wilkinson Microwave Anisotropy Probe and the Sloan Digital Sky Survey*, *Physical Review Letters* **95** (June, 2005) 011305–, [[arXiv:astro-ph/0412066](#)].
- [9] E. Komatsu, J. Dunkley, M. R. Nolta, C. L. Bennett, B. Gold, G. Hinshaw, N. Jarosik, D. Larson, M. Limon, L. Page, D. N. Spergel, M. Halpern, R. S. Hill, A. Kogut, S. S. Meyer, G. S. Tucker, J. L. Weiland, E. Wollack, and E. L. Wright, *Five-Year Wilkinson Microwave Anisotropy Probe Observations: Cosmological Interpretation*, *ApJ Suppl.* **180** (Feb., 2009) 330–376, [[0803.0547](#)].
- [10] J. Dunkley, E. Komatsu, M. R. Nolta, D. N. Spergel, D. Larson, G. Hinshaw, L. Page, C. L. Bennett, B. Gold, N. Jarosik, J. L. Weiland, M. Halpern, R. S. Hill, A. Kogut, M. Limon, S. S. Meyer, G. S. Tucker, E. Wollack, and E. L. Wright, *Five-Year Wilkinson Microwave Anisotropy Probe Observations: Likelihoods and Parameters from the WMAP Data*, *ApJ Suppl.* **180** (Feb., 2009) 306–329, [[0803.0586](#)].
- [11] B. A. Reid, W. J. Percival, D. J. Eisenstein, L. Verde, D. N. Spergel, R. A. Skibba, N. A. Bahcall, T. Budavari, M. Fukugita, J. R. Gott, J. E. Gunn, Z. Ivezic, G. R. Knapp, R. G. Kron, R. H. Lupton, T. A. McKay, A. Meiksin, R. C. Nichol, A. C. Pope, D. J. Schlegel, D. P. Schneider, M. A. Strauss, C. Stoughton, A. S. Szalay, M. Tegmark, D. H. Weinberg, D. G. York, and I. Zehavi, *Cosmological Constraints from the Clustering of the Sloan Digital Sky Survey DR7 Luminous Red Galaxies*, *ArXiv e-prints* (July, 2009) [[0907.1659](#)].
- [12] L. Verde, H. V. Peiris, D. N. Spergel, M. R. Nolta, C. L. Bennett, M. Halpern, G. Hinshaw, N. Jarosik, A. Kogut, M. Limon, S. S. Meyer, L. Page, G. S. Tucker, E. Wollack, and E. L. Wright, *First-Year Wilkinson Microwave Anisotropy Probe (WMAP) Observations: Parameter Estimation Methodology*, *ApJ Suppl.* **148** (2003) 195–211.
- [13] M. B. Gavela, D. Hernandez, L. Lopez Honorez, O. Mena, and S. Rigolin, *Dark coupling*, *ArXiv e-prints* (Jan., 2009) [[0901.1611](#)].
- [14] A. G. Riess, L. Macri, S. Casertano, M. Sosey, H. Lampeitl, H. C. Ferguson, A. V. Filippenko, S. W. Jha, W. Li, R. Chornock, and D. Sarkar, *A Redetermination of the Hubble Constant with the Hubble Space Telescope from a Differential Distance Ladder*, *ApJ* **699** (July, 2009) 539–563, [[0905.0695](#)].
- [15] E. Rozo, R. H. Wechsler, E. S. Rykoff, J. T. Annis, M. R. Becker, A. E. Evrard, J. A. Frieman, S. M. Hansen, J. Hao, D. E. Johnston, B. P. Koester, T. A. McKay, E. S. Sheldon, and D. H. Weinberg, *Cosmological Constraints from the SDSS maxBCG Cluster Catalog*, *ArXiv e-prints* (Feb., 2009) [[0902.3702](#)].
- [16] B. P. Koester, T. A. McKay, J. Annis, R. H. Wechsler, A. Evrard, L. Bleem, M. Becker, D. Johnston, E. Sheldon, R. Nichol, C. Miller, R. Scranton, N. Bahcall, J. Barentine, H. Brewington, J. Brinkmann, M. Harvanek, S. Kleinman, J. Krzesinski, D. Long, A. Nitta, D. P. Schneider, S. Sneddin, W. Voges, and D. York, *A maxBCG Catalog of 13,823 Galaxy Clusters from the Sloan Digital Sky Survey*, *ApJ* **660** (May, 2007) 239–255, [[arXiv:astro-ph/0701265](#)].
- [17] D. E. Johnston, E. S. Sheldon, R. H. Wechsler, E. Rozo, B. P. Koester, J. A. Frieman, T. A.

- McKay, A. E. Evrard, M. R. Becker, and J. Annis, *Cross-correlation Weak Lensing of SDSS galaxy Clusters II: Cluster Density Profiles and the Mass–Richness Relation*, *ArXiv e-prints* (Sept., 2007) [0709.1159].
- [18] J. Brandbyge, S. Hannestad, T. Haugbølle, and B. Thomsen, *The effect of thermal neutrino motion on the non-linear cosmological matter power spectrum*, *Journal of Cosmology and Astro-Particle Physics* **8** (Aug., 2008) 20–, [0802.3700].
- [19] D. N. Spergel, L. Verde, H. V. Peiris, E. Komatsu, M. R. Nolta, C. L. Bennett, M. Halpern, G. Hinshaw, N. Jarosik, A. Kogut, M. Limon, S. S. Meyer, L. Page, G. S. Tucker, J. L. Weiland, E. Wollack, and E. L. Wright, *First-Year Wilkinson Microwave Anisotropy Probe (WMAP) Observations: Determination of Cosmological Parameters*, *ApJ Suppl.* **148** (Sept., 2003) 175–194.
- [20] D. N. Spergel, R. Bean, O. Doré, M. R. Nolta, C. L. Bennett, J. Dunkley, G. Hinshaw, N. Jarosik, E. Komatsu, L. Page, H. V. Peiris, L. Verde, M. Halpern, R. S. Hill, A. Kogut, M. Limon, S. S. Meyer, N. Odegard, G. S. Tucker, J. L. Weiland, E. Wollack, and E. L. Wright, *Three-Year Wilkinson Microwave Anisotropy Probe (WMAP) Observations: Implications for Cosmology*, *ApJ Suppl.* **170** (June, 2007) 377–408, [arXiv:astro-ph/0603449].
- [21] A. Lewis and S. Bridle, *Cosmological parameters from CMB and other data: A Monte Carlo approach*, *Phys. Rev. D* **66** (Nov., 2002) 103511.
- [22] W. J. Percival, R. C. Nichol, D. J. Eisenstein, J. A. Frieman, M. Fukugita, J. Loveday, A. C. Pope, D. P. Schneider, A. S. Szalay, M. Tegmark, M. S. Vogeley, D. H. Weinberg, I. Zehavi, N. A. Bahcall, J. Brinkmann, A. J. Connolly, and A. Meiksin, *The Shape of the Sloan Digital Sky Survey Data Release 5 Galaxy Power Spectrum*, *ApJ* **657** (Mar., 2007) 645–663, [arXiv:astro-ph/0608636].
- [23] M. Kowalski, D. Rubin, G. Aldering, R. J. Agostinho, A. Amadon, R. Amanullah, C. Balland, K. Barbary, G. Blanc, P. J. Challis, A. Conley, N. V. Connolly, R. Covarrubias, K. S. Dawson, S. E. Deustua, R. Ellis, S. Fabbro, V. Fadeyev, X. Fan, B. Farris, G. Folatelli, B. L. Frye, G. Garavini, E. L. Gates, L. Germany, G. Goldhaber, B. Goldman, A. Goobar, D. E. Groom, J. Haissinski, D. Hardin, I. Hook, S. Kent, A. G. Kim, R. A. Knop, C. Lidman, E. V. Linder, J. Mendez, J. Meyers, G. J. Miller, M. Moniez, A. M. Mourão, H. Newberg, S. Nobili, P. E. Nugent, R. Pain, O. Perdureau, S. Perlmutter, M. M. Phillips, V. Prasad, R. Quimby, N. Regnault, J. Rich, E. P. Rubenstein, P. Ruiz-Lapuente, F. D. Santos, B. E. Schaefer, R. A. Schommer, R. C. Smith, A. M. Soderberg, A. L. Spadafora, L.-G. Strolger, M. Strovink, N. B. Suntzeff, N. Suzuki, R. C. Thomas, N. A. Walton, L. Wang, W. M. Wood-Vasey, and J. L. Yun, *Improved Cosmological Constraints from New, Old, and Combined Supernova Data Sets*, *ApJ* **686** (Oct., 2008) 749–778, [0804.4142].
- [24] J. R. Kristiansen, G. La Vacca, L. P. L. Colombo, R. Mainini, and S. A. Bonometto, *Coupling between cold dark matter and dark energy from neutrino mass experiments*, *ArXiv e-prints* (Feb., 2009) [0902.2737].
- [25] G. La Vacca, J. R. Kristiansen, L. P. L. Colombo, R. Mainini, and S. A. Bonometto, *Do WMAP data favor neutrino mass and a coupling between Cold Dark Matter and Dark Energy?*, *Journal of Cosmology and Astro-Particle Physics* **4** (Apr., 2009) 7–, [0902.2711].
- [26] G. La Vacca and J. R. Kristiansen, *Dynamical Dark Energy model parameters with or without massive neutrinos*, *Journal of Cosmology and Astro-Particle Physics* **7** (July, 2009) 36–, [0906.4501].
- [27] J. R. Kristiansen, H. K. Eriksen, and Ø. Elgarøy, *Revised WMAP constraints on neutrino masses and other extensions of the minimal Λ CDM model*, *Phys. Rev. D* **74** (Dec., 2006) 123005–, [arXiv:astro-ph/0608017].
- [28] J. Hamann, S. Hannestad, A. Melchiorri, and Y. Y. Y. Wong, *Non-linear corrections to the cosmological matter power spectrum and scale-dependent galaxy bias: implications for parameter estimation*, *Journal of Cosmology and Astro-Particle Physics* **7** (July, 2008) 17–, [arXiv:0804.1789].
- [29] A. Vikhlinin, A. V. Kravtsov, R. A. Burenin, H. Ebeling, W. R. Forman, A. Hornstrup, C. Jones, S. S. Murray, D. Nagai, H. Quintana, and A. Voevodkin, *Chandra Cluster Cosmology Project III: Cosmological Parameter Constraints*, *ApJ* **692** (Feb., 2009) 1060–1074, [0812.2720].
- [30] A. Mantz, S. W. Allen, D. Rapetti, and H. Ebeling, *The Observed Growth of Massive Galaxy Clusters I: Statistical Methods and Cosmological Constraints*, *ArXiv e-prints* (Sept., 2009) [0909.3098].
- [31] J. R. Kristiansen, Ø. Elgarøy, and H. Dahle, *Using the cluster mass function from weak lensing to constrain neutrino masses*, *Phys. Rev. D* **75** (Apr., 2007) 083510–,

- [arXiv:astro-ph/0611761].
- [32] U. Seljak, A. Slosar, and P. McDonald, *Cosmological parameters from combining the Lyman- α forest with CMB, galaxy clustering and SN constraints*, *Journal of Cosmology and Astro-Particle Physics* **10** (Oct., 2006) 14+, [arXiv:astro-ph/0604335].
 - [33] J. S. Bolton, M. Viel, T.-S. Kim, M. G. Haehnelt, and R. F. Carswell, *Possible evidence for an inverted temperature-density relation in the intergalactic medium from the flux distribution of the Ly α forest*, *MNRAS* **386** (May, 2008) 1131–1144, [0711.2064].
 - [34] D. Stern, R. Jimenez, L. Verde, M. Kamionkowski, and S. A. Stanford, *Cosmic Chronometers: Constraining the Equation of State of Dark Energy. I: $H(z)$ Measurements*, *ArXiv e-prints* (July, 2009) [0907.3149].
 - [35] J. Simon, L. Verde, and R. Jimenez, *Constraints on the redshift dependence of the dark energy potential*, *Phys. Rev. D* **71** (June, 2005) 123001+, [arXiv:astro-ph/0412269].
 - [36] K. Ichiki, M. Takada, and T. Takahashi, *Constraints on neutrino masses from weak lensing*, *Phys. Rev. D* **79** (Jan., 2009) 023520+, [0810.4921].
 - [37] I. Tereno, C. Schimd, J.-P. Uzan, M. Kilbinger, F. H. Vincent, and L. Fu, *CFHTLS weak-lensing constraints on the neutrino masses*, *ArXiv e-prints* (Oct., 2008) [0810.0555].
 - [38] U. Seljak, A. Makarov, R. Mandelbaum, C. M. Hirata, N. Padmanabhan, P. McDonald, M. R. Blanton, M. Tegmark, N. A. Bahcall, and J. Brinkmann, *SDSS galaxy bias from halo mass-bias relation and its cosmological implications*, *Phys. Rev. D* **71** (Feb., 2005) 043511+, [arXiv:astro-ph/0406594].
 - [39] F. de Bernardis, P. Serra, A. Cooray, and A. Melchiorri, *Improved limit on the neutrino mass with CMB and redshift-dependent halo bias-mass relations from SDSS, DEEP2, and Lyman-break galaxies*, *Phys. Rev. D* **78** (Oct., 2008) 083535+, [0809.1095].
 - [40] M. Tegmark, D. J. Eisenstein, M. A. Strauss, D. H. Weinberg, M. R. Blanton, J. A. Frieman, M. Fukugita, J. E. Gunn, A. J. S. Hamilton, G. R. Knapp, R. C. Nichol, J. P. Ostriker, N. Padmanabhan, W. J. Percival, D. J. Schlegel, D. P. Schneider, R. Scoccimarro, U. Seljak, H.-J. Seo, M. Swanson, A. S. Szalay, M. S. Vogeley, J. Yoo, I. Zehavi, K. Abazajian, S. F. Anderson, J. Annis, N. A. Bahcall, B. Bassett, A. Berlind, J. Brinkmann, T. Budavari, F. Castander, A. Connolly, I. Csabai, M. Doi, D. P. Finkbeiner, B. Gillespie, K. Glazebrook, G. S. Hennessey, D. W. Hogg, Ž. Ivezić, B. Jain, D. Johnston, S. Kent, D. Q. Lamb, B. C. Lee, H. Lin, J. Loveday, R. H. Lupton, J. A. Munn, K. Pan, C. Park, J. Peoples, J. R. Pier, A. Pope, M. Richmond, C. Rockosi, R. Scranton, R. K. Sheth, A. Stebbins, C. Stoughton, I. Szapudi, D. L. Tucker, D. E. V. Berk, B. Yanny, and D. G. York, *Cosmological constraints from the SDSS luminous red galaxies*, *Phys. Rev. D* **74** (Dec., 2006) 123507+, [arXiv:astro-ph/0608632].
 - [41] C. e. Kraus, *Final Results from phase II of the Mainz Neutrino Mass Search in Tritium β Decay*, *Eur. Phys. J. C* **40** (2005) 447, [arXiv:hep-ex/0412056].
 - [42] C. H. Albright and M. C. Chen, *Model predictions for neutrino oscillation parameters*, *Phys. Rev. D* **74** (2006) 113006, [arXiv:hep-ph/0608137].
 - [43] ISS Physics Working Group, *Physics at a future Neutrino Factory and super-beam facility*, arXiv:0710.4947.
 - [44] A. Strumia and F. Vissani, *Neutrino masses and mixings and.*, arXiv:hep-ph/0606054.
 - [45] W. L. Freedman, B. F. Madore, B. K. Gibson, L. Ferrarese, D. D. Kelson, S. Sakai, J. R. Mould, R. C. Kennicutt, H. C. Ford, J. A. Graham, J. P. Huchra, S. M. G. Hughes, G. D. Illingworth, L. M. Macri, and P. B. Stetson, *Final Results from the Hubble Space Telescope Key Project to Measure the Hubble Constant*, *ApJ* **553** (May, 2001) 47–72.
 - [46] S. Hannestad and G. G. Raffelt, *Neutrino masses and cosmic radiation density: combined analysis*, *Journal of Cosmology and Astro-Particle Physics* **11** (Nov., 2006) 16+, [arXiv:astro-ph/0607101].
 - [47] W. J. Percival, B. A. Reid, D. J. Eisenstein, N. A. Bahcall, T. Budavari, M. Fukugita, J. E. Gunn, Z. Ivezić, G. R. Knapp, R. G. Kron, J. Loveday, R. H. Lupton, T. A. McKay, A. Meiksin, R. C. Nichol, A. C. Pope, D. J. Schlegel, D. P. Schneider, D. N. Spergel, C. Stoughton, M. A. Strauss, A. S. Szalay, M. Tegmark, D. H. Weinberg, D. G. York, and I. Zehavi, *Baryon Acoustic Oscillations in the Sloan Digital Sky Survey Data Release 7 Galaxy Sample*, *ArXiv e-prints* (July, 2009) [0907.1660].