

Analisis of Hamiltonian Boundary Value Methods (HBVMs) for the numerical solution of polynomial Hamiltonian dynamical systems

L. Brugnano · F. Iavernaro · D. Trigiante

Received: date / Accepted: date

Abstract One main issue, when numerically integrating autonomous Hamiltonian systems, is the long-term conservation of some of its invariants, among which the Hamiltonian function itself. For example, it is well known that standard (even symplectic) methods can only exactly preserve quadratic Hamiltonians. In this paper, a new family of methods, called *Hamiltonian Boundary Value Methods (HBVMs)*, is introduced and analyzed. HBVMs are able to *exactly* preserve, in the discrete solution, Hamiltonian functions of polynomial type of arbitrarily high degree. These methods turn out to be symmetric, perfectly *A*-stable, and can have arbitrarily high order. A few numerical tests confirm the theoretical results.

Keywords polynomial Hamiltonian · energy drift · symmetric methods · collocation methods · Hamiltonian Boundary Value Methods

Mathematics Subject Classification (2000) 65P10 · 65L05

1 Introduction

Omne ignotum pro magnifico
Tacitus, *Agr.* 30
(*sed interdum exitus mathematicae*
investigationis vere magnifici sunt)

Work developed within the project “Numerical methods and software for differential equations”.

Luigi Brugnano

Dipartimento di Matematica, Università di Firenze, Viale Morgagni 67/A, 50134 Firenze (Italy).

E-mail: luigi.brugnano@unifi.it

Felice Iavernaro

Dipartimento di Matematica, Università di Bari, Via Orabona 4, 70125 Bari (Italy).

E-mail: felix@dm.uniba.it

Donato Trigiante

Dipartimento di Energetica, Università di Firenze, Via Lombroso 6/17, 50134 Firenze (Italy)

E-mail: trigiant@unifi.it

The numerical solution of Hamiltonian problems is a relevant issue of investigation since many years: we refer to the recent monographs [7, 13] for a comprehensive description of this topic, and to the references therein.

In a certain sense, the use of a numerical method acts as introducing a small perturbation in the original system which, in general, destroys all of its first integrals. The study of the preservation of invariant tori in the phase space of nearly integrable Hamiltonian systems has been a central theme in the research since the pioneering work of Poincaré, the final goal being to assess the stability of the solar system. From a numerical point of view, results in this respect are still poor, and this is justified by considering the delicacy of the problem: as testified by KAM theory, even small Hamiltonian perturbations of completely integrable systems, do not prevent the disappearance of most of the tori, unless a Diophantine condition on the frequencies of the unperturbed system is satisfied.

At the times when research on this topic was started, there were no available numerical methods possessing such conservation features, while the study of their symplecticity properties seemed certainly a more manageable question to handle and this, partly, explains the flourishing of classes of symplectic methods. Though the numerical solution generated by symplectic (and/or symmetric) methods shows some interesting long-time behavior (see, for example, [7, Theorems X.3.1 and XI.3.1]), it was observed that symplecticity alone does only assure the conservation of quadratic Hamiltonian functions, unless they are coupled with some projection procedure. In the general case, conservation cannot be assured, even though a quasi-preservation can be expected for reversible problems, when symmetric methods are used (see, e.g., [5]). On the other hand, a numerical “drift” can be sometimes observed in the discrete solution [6].

One of the first successful attempts to solve the problem of the loss of conservation of the Hamiltonian function by the numerical solution, is represented by *discrete gradient methods* (see [14] and references therein).

More recently, this problem has been attacked by introducing the definition of “discrete line integral” [11], which has permitted the construction of numerical methods capable of preserving Hamiltonians of polynomial type [9, 10, 12]. However, a comprehensive analysis of such methods has not been carried out so far, so that their properties were not known and, moreover, their practical construction was difficult.

In this paper we provide such an analysis, which allows to derive symmetric methods, of arbitrarily high order, able to preserve Hamiltonian functions of polynomial type, of any specified degree. Such methods are here named *Hamiltonian Boundary Value Methods (HBVMs)* and will be further investigated in future papers.

With these premises, the structure of the paper is the following: in Section 2 we state the basic background information on which the new methods rely; after that, some preliminary results and notations are set in Section 3; collocation methods are then cast in matrix form in Section 4; this allows to easily derive and analyze HBVMs in Section 5; a few numerical tests are reported in Section 6 and, finally, a few conclusions are given in Section 7. At last, some properties of shifted Legendre polynomials are listed in the Appendix.

2 Background information

Let

$$y' = J\nabla H(y), \quad y(0) = y_0 \in \mathbb{R}^{2m}, \quad (2.1)$$

be a Hamiltonian problem, where, by setting as usual I_m the identity matrix of dimension m ,

$$J = \begin{pmatrix} & I_m \\ -I_m & \end{pmatrix}, \quad (2.2)$$

and where the Hamiltonian function, $H(y)$, is a polynomial of degree v . It is well known that, for any $y^* \in \mathbb{R}^{2m}$,

$$H(y^*) - H(y_0) = \int_{y_0 \rightarrow y^*} \nabla H(y)^T dy = \int_0^1 \sigma'(t)^T \nabla H(\sigma(t)) dt, \quad (2.3)$$

where $\sigma : [0, 1] \rightarrow \mathbb{R}^{2m}$ is any smooth function such that

$$\sigma(0) = y_0, \quad \sigma(1) = y^*.$$

In particular, over a trajectory, $y(t)$, of (2.1), one has

$$\begin{aligned} H(y(t)) - H(y_0) &= \int_0^t \nabla H(y(\tau))^T y'(\tau) d\tau \\ &= \int_0^t \nabla H(y(\tau))^T J \nabla H(y(\tau)) d\tau = 0, \end{aligned}$$

due to the fact that matrix J in (2.2) is skew-symmetric.

Here we consider the case where $\sigma(t)$ is a polynomial of degree s yielding an approximation to the true solution $y(t)$ in the time interval $[0, h]$ which, without loss of generality, is hereafter normalized to $[0, 1]$. More specifically, given the $s + 1$ abscissae

$$0 = c_0 < c_1 < \dots < c_s = 1, \quad (2.4)$$

and the approximations $y_i \approx y(c_i)$, $\sigma(t)$ is meant to be defined by the interpolation conditions

$$\sigma(c_i) = y_i, \quad i = 0, \dots, s. \quad (2.5)$$

Actually, the approximations $\{y_i\}$ will be unknown, until the new methods will be fully derived.

A different, though related concept, is that of collocating polynomial for the problem, at the abscissae (2.4). Such a polynomial is the unique polynomial $u(t)$, of degree $s + 1$, satisfying

$$u(c_0) = y_0, \quad \text{and} \quad u'(c_i) = J\nabla H(u(c_i)), \quad i = 0, \dots, s. \quad (2.6)$$

It is well known that (2.6) define s s -steps Linear Multistep Formulae (LMFs), able to provide the required approximations and which define a suitable *collocation*

method. Moreover, the set of abscissae (2.4) leads to define a quadrature formula with weights

$$b_i = \int_0^1 \prod_{j=0, j \neq i}^s \frac{t - c_j}{c_i - c_j} dt, \quad i = 0, 1, \dots, s, \quad (2.7)$$

which has degree of precision ranging from s to $2s - 1$, depending on the choice of the abscissae (2.4). In particular, the highest precision degree is obtained by using the Lobatto abscissae, which we shall consider in the sequel.¹ The underlying collocation method has, then, order $2s$.

Remark 1 *Choosing a Gauss distribution of the abscissae $\{c_i\}$ raises the degree of precision of the related quadrature formula to $2s + 1$. In such a case, it is interesting to observe that applying (2.3) along the trajectory $u(t)$ and exploiting the collocation conditions (2.6), one gets*

$$\begin{aligned} H(u(c_s)) - H(y_0) &= \int_0^1 u'(t)^T \nabla H(u(t)) dt \\ &= \sum_{i=0}^s b_i u'(c_i)^T \nabla H(u(c_i)) + R_s = R_s, \end{aligned} \quad (2.8)$$

where R_s is the error in the approximation of the line integral. Therefore, $H(u(c_s)) = H(y_0)$ if and only if $R_s = 0$, which is implied by assuming that the quadrature formula with abscissae $\{c_i\}$ and weights $\{b_i\}$ is exact when applied to the integrand $u'(t)^T \nabla H(u(t))$. However, since the integrand has degree

$$s + (\mathbf{v} - 1)(s + 1) = \mathbf{v}(s + 1) - 1,$$

it follows that the maximum allowed value for \mathbf{v} is 2. Indeed, it is well known that quadratic invariants are preserved by symmetric collocation methods. On the other hand, when $\mathbf{v} > 2$, in general R_s does not vanish, so that $H(u(c_s)) \neq H(y_0)$.

The above remark gives us a hint about how to approach the problem. Note that in (2.8) demanding that each term of the sum representing the quadrature formula is null (i.e., the conditions (2.6)), is an excessive requirement to obtain the conservation property, which causes the observed low degree of precision. A weaker assumption, that would leave the result unchanged, is to relax conditions (2.6) so as to devise a method whose induced quadrature formula, evaluated on a suitable line integral that links two successive points of the numerical solution, is exact and, at the same time, makes the corresponding sum vanish, without requiring that each term is zero.²

If we use $\sigma(t)$ instead of $u(t)$, the integrand function in (2.3) has degree $\mathbf{v}s - 1$ so that, in order for the quadrature formula to be exact, one would need say, $k + 1$ points, where

$$k = \left\lceil \frac{\mathbf{v}s}{2} \right\rceil, \quad (2.9)$$

¹ Different choices of the abscissae will be the subject of future investigations.

² More precisely, in the new methods, conditions (2.6) will turn out to be replaced by relations of the form $\sigma'(c_i) = h \sum_j \beta_{ij} J \nabla H(\sigma(c_j))$, which resemble a sort of *global collocation* condition since $\sigma'(c_i)$ brings information from the global behavior of the problem in the time interval $[0, h]$ (see (4.1)–(4.8) in Section 4 and the analogues in Section 5).

if the corresponding Lobatto abscissae are used. Of course, in such a case, the vanishing of the quadrature formula is no longer guaranteed by conditions (2.6) and must be obtained by a different approach. For this purpose, let

$$r = k - s, \quad (2.10)$$

be the number of the required additional points, and let

$$0 < \tau_1 < \dots < \tau_r < 1, \quad (2.11)$$

be r additional abscissae distinct from (2.4). Moreover, let us define the following *silent stages* [12],

$$w_i \equiv \sigma(\tau_i), \quad i = 1, \dots, r. \quad (2.12)$$

Consequently, the polynomial $\sigma(t)$, which interpolates the couples (c_i, y_i) , $i = 0, 1, \dots, s$, also interpolates the couples (τ_i, w_i) , $i = 1, \dots, r$. That is, $\sigma(t)$ interpolates at $k+1$ points, even though it has only degree s . If we define the abscissae

$$\{t_0 < t_1 < \dots < t_k\} = \{c_i\} \cup \{\tau_i\}, \quad (2.13)$$

and dispose them according to a Lobatto distribution in $[0, 1]$ in order to get a formula of degree $2k$, we have that

$$\int_0^1 \sigma'(t)^T \nabla H(\sigma(t)) dt = \sum_{i=0}^k b_i \sigma'(t_i)^T \nabla H(\sigma(t_i)), \quad (2.14)$$

and, consequently, the conservation condition becomes

$$\sum_{i=0}^k b_i \sigma'(t_i)^T \nabla H(\sigma(t_i)) = 0, \quad (2.15)$$

where, now,

$$b_i = \int_0^1 \prod_{j=0, j \neq i}^k \frac{t - t_j}{t_i - t_j} dt, \quad i = 0, 1, \dots, k. \quad (2.16)$$

The left-hand side of (2.15) is called “discrete line integral” because, as will be clear in the sequel, the choice of the path $\sigma(t)$ is dictated by the numerical method by which we will solve problem (2.1) (see [12] for details).

In Section 5, we devise such a method, able to fulfill (2.15), after having set some preliminary results in Section 4. Before that, in Section 3 we state a few facts and notations concerning the shifted Legendre polynomials, which is the framework that we shall use to carry out the analysis of the methods.

3 Preliminary results and notations

The *shifted Legendre polynomials*, in the interval $[0, 1]$, constitute a family of polynomials, $\{P_n\}_{n \in \mathbb{N}}$, for which a number of known properties, named **P1**–**P12**, are reported in the Appendix. We now set some notations and results, to be used later.

With reference to the abscissae (2.4), let:

$$\mathbf{p}_j = \begin{pmatrix} P_j(c_1) \\ \vdots \\ P_j(c_s) \end{pmatrix}, \quad \hat{\mathbf{p}}_j = \begin{pmatrix} P_j(c_0) \\ \mathbf{p}_j \end{pmatrix}, \quad j = 0, \dots, s, \quad (3.1)$$

$$\mathcal{P}_j = (\mathbf{p}_0 \dots \mathbf{p}_j) \in \mathbb{R}^{s \times j+1}, \quad \hat{\mathcal{P}}_j = (\hat{\mathbf{p}}_0 \dots \hat{\mathbf{p}}_j) \in \mathbb{R}^{s+1 \times j+1}, \quad (3.2)$$

$$\mathbf{I}_j = \begin{pmatrix} \int_0^{c_1} P_j(x) dx \\ \vdots \\ \int_0^{c_s} P_j(x) dx \end{pmatrix}, \quad \hat{\mathbf{I}}_j = \begin{pmatrix} \int_0^{c_0} P_j(x) dx \\ \mathbf{I}_j \end{pmatrix} \equiv \begin{pmatrix} 0 \\ \mathbf{I}_j \end{pmatrix}, \quad j = 0, \dots, s. \quad (3.3)$$

Remark 2 Observe that, from **P11**, one obtains:

$$\mathbf{I}_s = \mathbf{0}. \quad (3.4)$$

Furthermore, we set:

$$\mathcal{J}_j = (\mathbf{I}_0 \dots \mathbf{I}_j) \in \mathbb{R}^{s \times j+1}, \quad \hat{\mathcal{J}}_j = (\hat{\mathbf{I}}_0 \dots \hat{\mathbf{I}}_j) \in \mathbb{R}^{s+1 \times j+1}, \quad (3.5)$$

$$D_j = \begin{pmatrix} 1 & & & \\ & 3 & & \\ & & \ddots & \\ & & & 2j-1 \end{pmatrix} \in \mathbb{R}^{j \times j}, \quad \mathbf{\Omega} = \begin{pmatrix} b_0 & & \\ & \ddots & \\ & & b_s \end{pmatrix}, \quad (3.6)$$

and

$$G_j = \begin{pmatrix} 1 & -1 & & \\ & 1 & 0 & \ddots \\ & & 1 & \ddots & -1 \\ & & & \ddots & 0 \\ & & & & 1 \end{pmatrix} \in \mathbb{R}^{j+1 \times j}. \quad (3.7)$$

By virtue of **P3** and **P9**, we deduce that

$$\hat{\mathcal{P}}_{j-1}^T \mathbf{\Omega} \hat{\mathcal{P}}_j = \begin{bmatrix} D_j^{-1} & \mathbf{0} \end{bmatrix}, \quad j = 1, \dots, s, \quad (3.8)$$

and

$$\hat{\mathcal{J}}_{j-1} = \frac{1}{2} \hat{\mathcal{P}}_j G_j D_j^{-1}, \quad \mathcal{J}_{j-1} = \frac{1}{2} \mathcal{P}_j G_j D_j^{-1}, \quad j = 1, 2, \dots \quad (3.9)$$

Lemma 1 *The matrix $\hat{\mathcal{P}}_s = (\hat{\mathbf{p}}_0 \dots \hat{\mathbf{p}}_s) \in \mathbb{R}^{s+1 \times s+1}$ is nonsingular. Moreover*

$$\hat{\mathcal{J}}_s = \begin{pmatrix} \mathbf{0}^T & 0 \\ \mathcal{J}_{s-1} & \mathbf{0} \end{pmatrix} = \hat{\mathcal{P}}_s \hat{G}_s \equiv \hat{\mathcal{P}}_s \begin{pmatrix} 1 & -1 & 0 & \dots & 0 \\ 1 & 0 & \ddots & \ddots & \vdots \\ & \ddots & \ddots & -1 & 0 \\ & & \ddots & 0 & 0 \\ & & & 1 & 0 \end{pmatrix} \in \mathbb{R}^{s+1 \times s+1}, \quad (3.10)$$

with $\mathcal{J}_{s-1} \in \mathbb{R}^{s \times s}$ a nonsingular matrix.

Proof $\hat{\mathcal{P}}_s$ is the transpose of the Gramian matrix defined by the linearly independent polynomials $P_0(c), \dots, P_s(c)$ at the distinct abscissae c_0, \dots, c_s and is, therefore, nonsingular. The structure of $\hat{\mathcal{J}}_s$ follows from (3.4). The matrix \mathcal{J}_{s-1} is nonsingular since, from (3.10), $\hat{\mathcal{P}}_s$ is nonsingular, and $\text{rank}(\hat{G}_s) = s$. \square

4 Matrix form of collocation methods

In this section we deliberately do not care of the exactness of the discrete line integral, as stated by (2.14), and in fact we choose $k = s$ (and hence $t_i = c_i$, $i = 0, \dots, s$). We show that imposing the vanishing of the discrete line integral (condition (2.15)) leads to the definition of the classical Lobatto IIIA methods. The reason why we consider this special situation is that the technique that we are going to exploit is easier to be explained, but at the same time is straightforwardly generalizable to the case $k > s$. As a by-product, we will gain more insight about the link between the new methods and the Lobatto IIIA class. For example, we will deduce that Lobatto IIIA methods (and, in general, all collocation methods) may be defined by means of a polynomial $\sigma(t)$ of lower degree than that of the collocation polynomial $u(t)$ (indeed, $\deg \sigma(t) = \deg u(t) - 1$).

To begin with, let us consider the following expansion of $\sigma'(c)$:

$$\sigma'(c) = \sum_{j=0}^{s-1} \gamma_j P_j(c), \quad (4.1)$$

where the (vector) coefficients γ_j are to be determined. Then, (2.15) becomes

$$\sum_{j=0}^{s-1} \gamma_j^T \sum_{i=0}^s b_i P_j(c_i) \nabla H(\sigma(c_i)) = 0, \quad (4.2)$$

which will clearly hold true, provided that the following set of orthogonality conditions are satisfied:

$$\gamma_j = h \eta_j \sum_{i=0}^s b_i P_j(c_i) J \nabla H(\sigma(c_i)), \quad j = 0, \dots, s-1, \quad (4.3)$$

where $\{\eta_j\}$ are suitable scaling factors and, in general, $h > 0$ is the considered step-size. We now impose that the polynomial

$$\sigma(c) = y_0 + \sum_{j=0}^{s-1} \gamma_j \int_0^c P_j(x) dx \quad (4.4)$$

satisfies (2.5). By setting

$$\gamma = \begin{pmatrix} \gamma_0 \\ \vdots \\ \gamma_{s-1} \end{pmatrix}, \quad e = \begin{pmatrix} 1 \\ \vdots \\ 1 \end{pmatrix} \in \mathbb{R}^s, \quad \mathbf{y} = \begin{pmatrix} y_1 \\ \vdots \\ y_s \end{pmatrix}, \quad \hat{\mathbf{y}} = \begin{pmatrix} y_0 \\ \mathbf{y} \end{pmatrix}, \quad (4.5)$$

one obtains (see (3.3)–(3.9))

$$\mathcal{J}_{s-1} \otimes I_{2m} \gamma = \left(\frac{1}{2} \mathcal{P}_s G_s D_s^{-1} \right) \otimes I_{2m} \gamma = \mathbf{y} - e \otimes y_0. \quad (4.6)$$

Consequently,

$$\gamma = [2D_s(\mathcal{P}_s G_s)^{-1} (-e \ I_s)] \otimes I_{2m} \hat{\mathbf{y}}. \quad (4.7)$$

On the other hand, the vector form of relations (4.3) reads

$$\gamma = h (\Gamma \hat{\mathcal{P}}_{s-1}^T \Omega) \otimes I_{2m} \hat{\mathbf{f}}, \quad (4.8)$$

where $\Gamma = \text{diag}(\eta_1, \dots, \eta_s) \in \mathbb{R}^{s \times s}$ and

$$\hat{\mathbf{f}} = (f_0 \ \dots \ f_s)^T, \quad f_i = J \nabla H(\sigma(c_i)), \quad i = 0, \dots, s. \quad (4.9)$$

Since Γ contains free parameters, we set

$$\Gamma = D_s. \quad (4.10)$$

Comparing (4.7) and (4.8), we arrive at the following block method,

$$A \otimes I_{2m} \hat{\mathbf{y}} = h B \otimes I_{2m} \hat{\mathbf{f}}, \quad (4.11)$$

with (see (3.9))

$$A = (-e \ I_s), \quad B = \left(\frac{1}{2} \mathcal{P}_s G_s \hat{\mathcal{P}}_{s-1}^T \Omega \right) \equiv (\mathcal{J}_{s-1} D_s \hat{\mathcal{P}}_{s-1}^T \Omega). \quad (4.12)$$

The following noticeable result holds true.

Theorem 1 *Each row of the block method (4.11)–(4.12) defines a LMF of order $s+1$. The last row corresponds to the Lobatto quadrature formula of order $2s$.*

Proof For the first part of the proof, it suffices to show that the method is exact for polynomials of degree $s + 1$. Clearly, it is exact for polynomials of degree 0, due to the form of the matrix A . We shall then prove that $A\hat{\mathcal{J}}_s = B\hat{\mathcal{P}}_s$, that is (see (3.3), (3.5), and (4.12)), $\mathcal{J}_s = B\hat{\mathcal{P}}_s$. By virtue of (4.12), (3.8), and (3.4), we have

$$B\hat{\mathcal{P}}_s = \mathcal{J}_{s-1}D_s\hat{\mathcal{P}}_{s-1}^T\Omega\hat{\mathcal{P}}_s = \mathcal{J}_{s-1}D_s[D_s^{-1}\mathbf{0}] = [\mathcal{J}_{s-1}\mathbf{I}_s] = \mathcal{J}_s,$$

which completes the first part of the proof. For the second part, one has to show, by setting as usual e_i the i th unit vector, that

$$e_s^TB = (b_0 \dots b_s),$$

the vector containing the coefficients of the quadrature formula. From (4.12), exploiting property **P7** (see also (3.7)), we obtain

$$\begin{aligned} e_s^TB &= \frac{1}{2}e_s^T\mathcal{P}_sG_s\hat{\mathcal{P}}_{s-1}^T\Omega = \frac{1}{2}(1 \dots 1)G_s\hat{\mathcal{P}}_{s-1}^T\Omega \\ &= e_1^T\hat{\mathcal{P}}_{s-1}^T\Omega = (1 \dots 1)\Omega = (b_0 \dots b_s). \quad \square \end{aligned}$$

As an immediate consequence, the following result follows.

Corollary 1 *The block method (4.11)-(4.12) collocates at the Lobatto abscissae (2.4) and has global order $2s$.*

Proof The proof follows from known results about collocation methods (see, e.g., [7, Theorem II.1.5]). \square

Remark 3 *In conclusion, the method corresponding to the pencil (A, B) , as defined by (4.12), is nothing but the Lobatto IIIA method of order $2s$.*

4.1 Link between $\sigma(c)$ and the collocation polynomial

An important consequence of Theorem 1 and Corollary 1 is that a collocation method may be also defined by means of an underlying polynomial, namely $\sigma(c)$, of degree s instead of $s + 1$, as is the collocation polynomial associated to the method (4.11).

The main aim of the present subsection is to elucidate the relation between these two polynomials. In what follows, we deliberately ignore the result obtained in Theorem 1 and Corollary 1, so as to provide, among other things, an alternative proof of part of the statements they report.³

Let $u(c)$ be the polynomial (2.6) (of degree $s + 1$) that collocates problem (2.1) at the abscissae (2.4). The expansion of $u'(c)$ along the shifted Legendre polynomials basis reads

$$u'(c) = \sum_{j=0}^s \zeta_j P_j(c). \quad (4.13)$$

³ The approach exploited in the proof of Theorem 1 turns out to be crucial to deduce the new methods presented in the next section.

Consequently, by setting

$$\hat{\mathbf{g}} = \begin{pmatrix} g_0 \\ \vdots \\ g_s \end{pmatrix}, \quad g_i = J\nabla H(u(c_i)), \quad \text{and} \quad \hat{\boldsymbol{\zeta}} \equiv \begin{pmatrix} \zeta \\ \zeta_s \end{pmatrix} \equiv \begin{pmatrix} \begin{pmatrix} \zeta_0 \\ \vdots \\ \zeta_{s-1} \end{pmatrix} \\ \zeta_s \end{pmatrix},$$

one obtains that (2.6) may be recast in matrix notation as $\hat{\mathcal{P}}_s \otimes I_{2m} \hat{\boldsymbol{\zeta}} = \hat{\mathbf{g}}$, or

$$\hat{\boldsymbol{\zeta}} = \hat{\mathcal{P}}_s^{-1} \otimes I_{2m} \hat{\mathbf{g}}. \quad (4.14)$$

We get the expression of $u(c)$ by integrating both sides of (4.13) on the interval $[0, c]$:

$$u(c) = y_0 + \sum_{j=0}^{s-1} \zeta_j \int_0^c P_j(x) dx + \zeta_s \int_0^c P_s(x) dx. \quad (4.15)$$

By virtue of property **P11**, we get

$$u(c_i) = y_0 + \sum_{j=0}^{s-1} \zeta_j \int_0^{c_i} P_j(x) dx, \quad i = 0, \dots, s. \quad (4.16)$$

Setting $z_i = u(c_i)$, $i = 1, \dots, s$, $\mathbf{z} = (z_1, \dots, z_s)^T$, and $\hat{\mathbf{z}} = (y_0, \mathbf{z}^T)^T$, allows us to recast (4.16) in matrix form. This is done by exploiting a similar argument used to get (4.6) starting from (4.4):

$$\begin{aligned} A \otimes I_{2m} \hat{\mathbf{z}} &= \mathbf{z} - e \otimes y_0 = \mathcal{J}_{s-1} \otimes I_{2m} \boldsymbol{\zeta} = \left(\frac{1}{2} \mathcal{P}_s G_s D_s^{-1} \right) \otimes I_{2m} \boldsymbol{\zeta} \\ &= \left(\frac{1}{2} \mathcal{P}_s G_s [D_s^{-1} \quad \mathbf{0}] \right) \otimes I_{2m} \hat{\boldsymbol{\zeta}}. \end{aligned} \quad (4.17)$$

Inserting (4.14) into (4.17), and exploiting (3.8), yields

$$\begin{aligned} A \otimes I_{2m} \hat{\mathbf{z}} &= \frac{1}{2} \mathcal{P}_s G_s [D_s^{-1} \quad \mathbf{0}] \hat{\mathcal{P}}_s^{-1} \otimes I_{2m} \hat{\mathbf{g}} = \frac{1}{2} \mathcal{P}_s G_s \hat{\mathcal{P}}_{s-1}^T \boldsymbol{\Omega} \otimes I_{2m} \hat{\mathbf{g}} \\ &= B \otimes I_{2m} \hat{\mathbf{g}}. \end{aligned}$$

Thus, the collocation problem (2.6) defines the very same method arising from the polynomial $\sigma(c)$ (see (4.11)–(4.12)) with $h = 1$. This implies that system (4.11) is a collocation method defined on the Lobatto abscissae c_i , $i = 0, \dots, s$, (therefore, a Lobatto IIIA method), and provides an alternative proof of Corollary 1. In particular, we deduce that

$$u(c_i) = y_i = \sigma(c_i), \quad i = 0, \dots, s.$$

It follows that (4.15) becomes

$$u(c) = \sigma(c) + \zeta_s \int_0^c P_s(x) dx \quad (4.18)$$

and, after differentiating,

$$u'(c) = \sigma'(c) + \zeta_s P_s(c). \quad (4.19)$$

We can obtain the expression of the unknown ζ_s by imposing a collocation condition at any of the abscissae c_i . For example, choosing $c = c_s = 1$, yields

$$\zeta_s = u'(1) - \sigma'(1) = f(y_s) - \sum_{j=0}^{s-1} \gamma_j = f(y_s) - e^T \otimes I_{2m} \gamma. \quad (4.20)$$

This latter expression can be slightly simplified by considering that:

- (i) $f(y_s) = (e^T 1) \hat{\mathcal{P}}_s^{-1} \otimes I_{2m} \hat{\mathbf{f}}$, which comes from the fact that the system $\hat{\mathcal{P}}_s^T x = \begin{pmatrix} e \\ 1 \end{pmatrix}$ has solution $x = e_{s+1}$ (the nonsingularity of $\hat{\mathcal{P}}_s$ being assured by Lemma 1);
- (ii) from (4.7) and (4.11)–(4.12), one has

$$\begin{aligned} \gamma &= (D_s \hat{\mathcal{P}}_{s-1}^T \Omega) \otimes I_{2m} \hat{\mathbf{f}} = (D_s \hat{\mathcal{P}}_{s-1}^T \Omega \hat{\mathcal{P}}_s \hat{\mathcal{P}}_s^{-1}) \otimes I_{2m} \hat{\mathbf{f}} \\ &= (D_s (D_s^{-1} \mathbf{0}) \hat{\mathcal{P}}_s^{-1}) \otimes I_{2m} \hat{\mathbf{f}} = (I_s \mathbf{0}) \hat{\mathcal{P}}_s^{-1} \otimes I_{2m} \hat{\mathbf{f}}. \end{aligned}$$

Thus, from (4.20) we get

$$\zeta_s = [(e^T 1) - (e^T \mathbf{0})] \hat{\mathcal{P}}_s^{-1} \otimes I_{2m} \hat{\mathbf{f}} = e_{s+1}^T \hat{\mathcal{P}}_s^{-1} \otimes I_{2m} \hat{\mathbf{f}}. \quad (4.21)$$

The remaining collocation conditions, $u'(c_i) = J\nabla H(u(c_i))$, $i = 0, \dots, s-1$, are clearly satisfied since the collocation polynomial $u(c)$ is uniquely identified by the $s+2$ linearly independent conditions in (2.6). Nonetheless, they can be easily checked after observing that, from (4.18), (ii), and (4.21),

$$\hat{\zeta} = \begin{pmatrix} \gamma \\ \zeta_s \end{pmatrix} = \hat{\mathcal{P}}_s^{-1} \otimes I_{2m} \hat{\mathbf{f}}.$$

Therefore, from (4.13), (4.14), and (4.18), one obtains,

$$\hat{\mathbf{u}}' \equiv \begin{pmatrix} u'(c_0) \\ \vdots \\ u'(c_s) \end{pmatrix} = \hat{\mathcal{P}}_s \otimes I_{2m} \hat{\zeta} = \hat{\mathcal{P}}_s \hat{\mathcal{P}}_s^{-1} \otimes I_{2m} \hat{\mathbf{f}} = \hat{\mathbf{f}}.$$

That is (see (4.9)), $u'(c_i) = J\nabla H(u(c_i))$, $i = 0, \dots, s$.

5 Derivation of the methods

The arguments for deriving the methods in the general case where $k > s$ (which makes the discrete line integral exact) are a straightforward extension of what stated above. In particular, let us consider again the expansion (4.1)–(4.4) of the polynomial $\sigma(c)$. Then, condition (2.15) can be recast as (compare with (4.2))

$$\sum_{j=0}^{s-1} \gamma_j^T \sum_{i=0}^k b_i P_j(t_i) \nabla H(\sigma(t_i)) = 0, \quad (5.1)$$

which will clearly hold true, provided that the following set of orthogonality conditions are satisfied (compare with (4.3), see also (2.16)):

$$\gamma_j = h\eta_j \sum_{i=0}^k b_i P_j(t_i) J \nabla H(\sigma(t_i)), \quad j = 0, \dots, s-1, \quad (5.2)$$

where $\{\eta_j\}$ are suitable scaling factors. According to (4.10), we choose them as $\eta_j = 2j+1$, $j = 0, \dots, s-1$. The vector γ (see (4.5)) is then obtained by imposing that the polynomial $\sigma(c)$ in (4.4) satisfies the interpolation constraints (2.5) and (2.12). In so doing, one obtains a block method characterized by the pencil (A, B) , where the two $k \times k+1$ matrices A and B are defined as follows. In order to simplify the notation, we shall use a “Matlab-like” notation: let $ind_s \in \mathbb{R}^{s+1}$ and $ind_r \in \mathbb{R}^r$ be the vectors whose entries are the indexes of the main abscissae $c_0 < \dots < c_s$ in (2.4) and of the silent ones $\tau_1 < \dots < \tau_r$ in (2.11), respectively, within the Lobatto abscissae $t_0 < \dots < t_k$, as defined in (2.13). Then, the orthogonality conditions (5.2) will define the first s rows of A and B ⁴ (compare with (4.12)):

$$A(1:s, ind_s) = (-e \ I_s), \quad B(1:s, :) = (\mathcal{J}_{s-1} D_s \bar{\mathcal{P}}_{s-1}^T \bar{\Omega}), \quad (5.3)$$

where (see (3.5)–(3.6) and (2.13))

$$\bar{\mathcal{P}}_{s-1} = \begin{pmatrix} P_0(t_0) & \dots & P_{s-1}(t_0) \\ \vdots & & \vdots \\ P_0(t_k) & \dots & P_{s-1}(t_k) \end{pmatrix} \in \mathbb{R}^{k+1 \times s}, \quad (5.4)$$

and (see (2.7))

$$\bar{\Omega} = \begin{pmatrix} b_0 & & \\ & \ddots & \\ & & b_k \end{pmatrix} \in \mathbb{R}^{k+1 \times k+1}. \quad (5.5)$$

On the other hand, the interpolation conditions for the silent stages (2.12) define the last r rows of the matrix A (the corresponding rows of B are obviously zero):

$$\begin{aligned} A(s+1:k, ind_r) &= I_r, \\ A(s+1:k, ind_s) &= -\bar{\mathcal{J}}_r [\mathcal{J}_{s-1}^{-1} (-e \ I_s)] - \bar{e} \cdot e_1^T, \end{aligned} \quad (5.6)$$

where I_r is the identity matrix of dimension r , $\bar{e} = (1, \dots, 1)^T \in \mathbb{R}^r$, e_1 is the first unit vector (of dimension $s+1$), and

$$\bar{\mathcal{J}}_r = \begin{pmatrix} \int_0^{\tau_1} P_0(x) dx & \dots & \int_0^{\tau_1} P_{s-1}(x) dx \\ \vdots & & \vdots \\ \int_0^{\tau_r} P_0(x) dx & \dots & \int_0^{\tau_r} P_{s-1}(x) dx \end{pmatrix} \in \mathbb{R}^{r \times s}.$$

The following result generalizes Theorem 1 to the present setting (the proof being similar).

⁴ As a further convention, the entries not explicitly set are assumed to be 0.

Theorem 2 *Each row of the block method (5.3)–(5.6) defines a LMF of order at least s . The s -th row corresponds to the Lobatto quadrature formula of order $2k$.*

Definition 1 *We call the method defined by the pencil (A, B) in (5.3)–(5.6) a “Hamiltonian BVM with k steps and degree s ”, hereafter HBVM(k, s).⁵*

Remark 4 *As shown in the previous section, when $k = s$, the HBVM(s, s) coincides with the Lobatto IIIA formula of order $2s$.*

Concerning the order of convergence, the following result generalizes that of Corollary 1.

Corollary 2 *The HBVM(k, s) (5.3)–(5.6) has order of convergence $p = 2s$.*

Proof By considering that

1. the quadrature formula (2.15)–(2.16) has order $2k$, with positive weights (see **P2**),
2. the stages have order (at least) s ,
3. the abscissae are distinct,

one has that the method satisfies the usual simplifying assumptions $B(2k)$ and $C(s)$ for Runge-Kutta methods. By virtue of Lemma 5.4 in [8], it follows that also the simplifying assumption $D(2k - s)$ is satisfied. Consequently, from the classical result of Butcher (see, e.g., [8, Theorem 5.1]), it follows that the method has order $p = 2s$. \square

An additional, remarkable property of such methods is gained, provided that both the basic abscissae (2.4) and the silent abscissae (2.11) are symmetrically distributed (which can be, of course, easily accomplished).⁶ For this purpose, we need to introduce some notations and preliminary results. Let us define the matrix

$$E_n = \begin{pmatrix} & & 1 \\ & \ddots & \\ & \cdot & \\ 1 & & \end{pmatrix} \in \mathbb{R}^{n \times n},$$

which, when applied to a vector of length n , reverses the order of its entries. We also set

$$L = \begin{pmatrix} 1 & & & \\ -1 & 1 & & \\ & \ddots & \ddots & \\ & & -1 & 1 \end{pmatrix}, F = \begin{pmatrix} 1 & & & \\ & -1 & & \\ & & \ddots & \\ & & & (-1)^{s-1} \end{pmatrix} \in \mathbb{R}^{s \times s}.$$

The following preliminary results hold true.

Lemma 2 *If both the abscissae (2.4) and (2.11) are symmetric, then the method (5.3)–(5.6) is such that:*

⁵ Indeed, the pencil (A, B) perfectly fits the framework of block BVMs (see, e.g., [4]).

⁶ Indeed, it suffices that, when s is even, k is also even.

- (i) $E_{s+1} ind_s = k - ind_s, \quad E_r ind_r = k - ind_r;$
- (ii) $E_s LA(1 : s, :) E_{k+1} = -LA(1 : s, :);$
- (iii) $E_s LB(1 : s, :) E_{k+1} = LB(1 : s, :);$
- (iv) $E_r A(s+1 : k, :) E_{k+1} = A(s+1 : k, :).$

Proof Item (i) easily follows by considering that, because of the symmetry of the abscissae, if $j \in \{0, \dots, k\}$ is one of the entries of ind_s (respectively, ind_r), then $k - j$ is the symmetric entry of the same vector.

Concerning item (ii), we observe that

$$LA(1 : s, ind_s) = \begin{pmatrix} -1 & 1 & & \\ & \ddots & \ddots & \\ & & -1 & 1 \end{pmatrix} \in \mathbb{R}^{s \times s+1},$$

$$LA(1 : s, ind_r) = O \in \mathbb{R}^{s \times r},$$

so that the assertion is easily deduced.

Concerning item (iii), from the symmetry of the abscissae it easily follows that (see (2.16) and (5.5))

$$E_{k+1} \bar{\Omega} E_{k+1} = \bar{\Omega}.$$

From property **P6**, we have that (see (5.4))

$$\bar{\mathcal{P}}_{s-1}^T E_{k+1} = F \bar{\mathcal{P}}_{s-1}^T.$$

Moreover, by considering that (see (2.4))

$$L \mathcal{J}_{s-1} = \begin{pmatrix} \int_{c_0}^{c_1} P_0(x) dx & \dots & \int_{c_0}^{c_1} P_{s-1}(x) dx \\ \vdots & & \vdots \\ \int_{c_{s-1}}^{c_s} P_0(x) dx & \dots & \int_{c_{s-1}}^{c_s} P_{s-1}(x) dx \end{pmatrix},$$

again from **P6** we see that

$$E_s L \mathcal{J}_{s-1} = L \mathcal{J}_{s-1} F.$$

Finally, from (5.3) we obtain

$$\begin{aligned} E_s LB(1 : s, :) E_{k+1} &= \\ &= (E_s L \mathcal{J}_{s-1}) D_s (\bar{\mathcal{P}}_{s-1}^T E_{k+1}) (E_{k+1} \bar{\Omega} E_{k+1}) \\ &= L \mathcal{J}_{s-1} F D_s F \bar{\mathcal{P}}_{s-1}^T \bar{\Omega} = L \mathcal{J}_{s-1} D_s \bar{\mathcal{P}}_{s-1}^T \bar{\Omega} = LB(1 : s, :). \end{aligned}$$

Finally, item (iv) can be proved by using similar arguments (though slightly more entangled) as those used to show item (iii). \square

As a consequence, we have the following result.

Theorem 3 *If both the abscissae (2.4) and (2.11) are symmetric, then the method (5.3)–(5.6) is symmetric, that is, it is self-adjoint.*

Proof Indeed, from the properties in Lemma 2, one obtains that the discrete solution, satisfying the equation (compare with (4.11))

$$A \otimes I_{2m} \hat{\mathbf{y}} = hB \otimes I_{2m} \hat{\mathbf{f}},$$

also satisfies the equation

$$AE_{k+1} \otimes I_{2m} \hat{\mathbf{y}} = -hB E_{k+1} \otimes I_{2m} \hat{\mathbf{f}}.$$

The thesis then follows by observing that the vectors

$$E_{k+1} \otimes I_{2m} \hat{\mathbf{y}} \quad \text{and} \quad E_{k+1} \otimes I_{2m} \hat{\mathbf{f}}$$

contain the time-reversed discrete solution. \square

Remark 5 *It is clear, from the results of Corollary 2, and Theorems 2 and 3, that the HBVM(k, s) reaches:*

- *the maximum attainable order, $2k$, for the quadrature formula;*
- *the maximum possible order of accuracy, $2s$, by taking into account the effective stages (i.e., not including the silent stages (2.12));*
- *moreover, under the symmetry of the abscissae, the method turns out to be also symmetric and, therefore, perfectly A-stable.*

Therefore, such a method is optimal, both from the point of view of the order and stability properties.

6 Numerical Tests

The actual cost, for implementing the HBVM(k, s) methods above described, can be seen to depend on s , rather than on k . However, we here skip such details, which will be described elsewhere [2, 3]. Instead, we here report a few numerical tests, in order to show the potentialities of such methods.

Let then consider, at first, the Hamiltonian problem characterized by the polynomial Hamiltonian (4.1) in [6],

$$H(p, q) = \frac{p^3}{3} - \frac{p}{2} + \frac{q^6}{30} + \frac{q^4}{4} - \frac{q^3}{3} + \frac{1}{6}, \quad (6.1)$$

having degree $\nu = 6$, starting at the initial point $y_0 \equiv (q(0), p(0))^T = (0, 1)^T$. For such a problem, in [6] it has been experienced a numerical drift in the discrete Hamiltonian, when using the fourth-order Lobatto IIIA method⁷ with stepsize $h = 0.16$. This is confirmed by the plot in Figure 6.1, where a linear drift in the numerical Hamiltonian is clearly observable. On the other hand, by using the fourth-order HBVM(6,2) with the same stepsize, the drift disappears, as shown in Figure 6.2, since such method exactly preserves polynomial Hamiltonians of degree up to 6. Moreover, the order of convergence $p = 4$ is (numerically) confirmed by the results listed in Table 6.1,

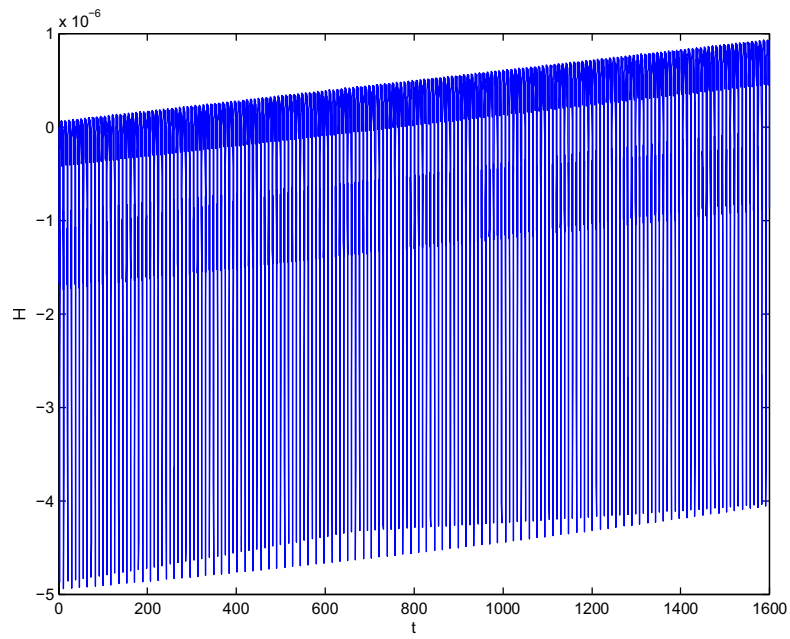


Fig. 6.1 Fourth-order Lobatto IIIA method, $h = 0.16$, problem (6.1).

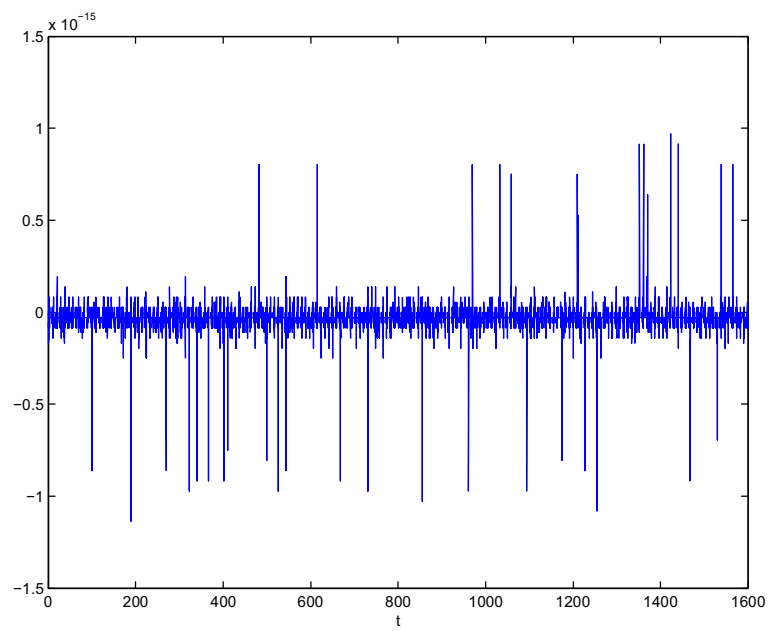


Fig. 6.2 Fourth-order HBVM(6,2) method, $h = 0.16$, problem (6.1).

Table 6.1 Numerical order of convergence for the HBVM(6,2) method, problem (6.1).

h	0.32	0.16	0.08	0.04	0.02
error	$2.288 \cdot 10^{-2}$	$1.487 \cdot 10^{-3}$	$9.398 \cdot 10^{-5}$	$5.890 \cdot 10^{-6}$	$3.684 \cdot 10^{-7}$
order	–	3.94	3.98	4.00	4.00

Table 6.2 Numerical order of convergence for the HBVM(4,2) method, problem (6.2).

h	$1.6 \cdot 10^{-2}$	$8 \cdot 10^{-3}$	$4 \cdot 10^{-3}$	$2 \cdot 10^{-3}$	10^{-3}
error	3.030	$1.967 \cdot 10^{-1}$	$1.240 \cdot 10^{-2}$	$7.761 \cdot 10^{-4}$	$4.853 \cdot 10^{-5}$
order	–	3.97	3.99	4.00	4.00

Table 6.3 Numerical order of convergence for the HBVM(6,2) method, problem (6.3).

h	$3.2 \cdot 10^{-2}$	$1.6 \cdot 10^{-2}$	$8 \cdot 10^{-3}$	$4 \cdot 10^{-3}$	$2 \cdot 10^{-3}$
error	$3.944 \cdot 10^{-6}$	$2.635 \cdot 10^{-7}$	$1.729 \cdot 10^{-8}$	$1.094 \cdot 10^{-9}$	$6.838 \cdot 10^{-11}$
order	–	3.90	3.93	3.98	4.00

where the used stepsizes h , the maximum estimated error (obtained as the difference of two consecutive solutions), and the estimated order of convergence are listed.

The second test problem is the Fermi-Pasta-Ulam problem (see [7, Section I.5.1]), defined by the Hamiltonian

$$H(p, q) = \frac{1}{2} \sum_{i=1}^m (p_{2i-1}^2 + p_{2i}^2) + \frac{\omega^2}{4} \sum_{i=1}^m (q_{2i} - q_{2i-1})^2 + \sum_{i=0}^m (q_{2i+1} - q_{2i})^4, \quad (6.2)$$

with $q_0 = q_{2m+1} = 0$, $m = 3$, $\omega = 50$, and starting vector

$$p_i = 0, \quad q_i = (i-1)/10, \quad i = 1, \dots, 6.$$

In such a case, the Hamiltonian function is a polynomial of degree 4, so that the fourth-order HBVM(4,2) method, which is used with stepsize $h = 0.05$, is able to exactly preserve the Hamiltonian, as confirmed by the plot in Figure 6.4, whereas the fourth-order Lobatto IIIA method provides the result plotted in Figure 6.3. Moreover, in Table 6.2 we list corresponding results as in Table 6.1, again confirming the fourth-order convergence.

In the previous examples, the Hamiltonian function was a polynomial. Nevertheless, as is easily argued, HBVM(k, s) are expected to produce a *practical* conservation of the energy when applied to systems defined by a non-polynomial Hamiltonian function that can be locally well approximated by a polynomial. As an example, we consider the motion of a charged particle in a magnetic field with Biot-Savart potential.⁸ It is defined by the Hamiltonian

$$H(x, y, z, \dot{x}, \dot{y}, \dot{z}) = \frac{1}{2m} \left[\left(\dot{x} - \alpha \frac{y}{r^2} \right)^2 + \left(\dot{y} - \alpha \frac{x}{r^2} \right)^2 + (\dot{z} + \alpha \log(r))^2 \right], \quad (6.3)$$

⁷ Such method coincides with the HBVM(2,2) above described.

⁸ As an example, this kind of motion causes the well known phenomenon of *aurora borealis*.

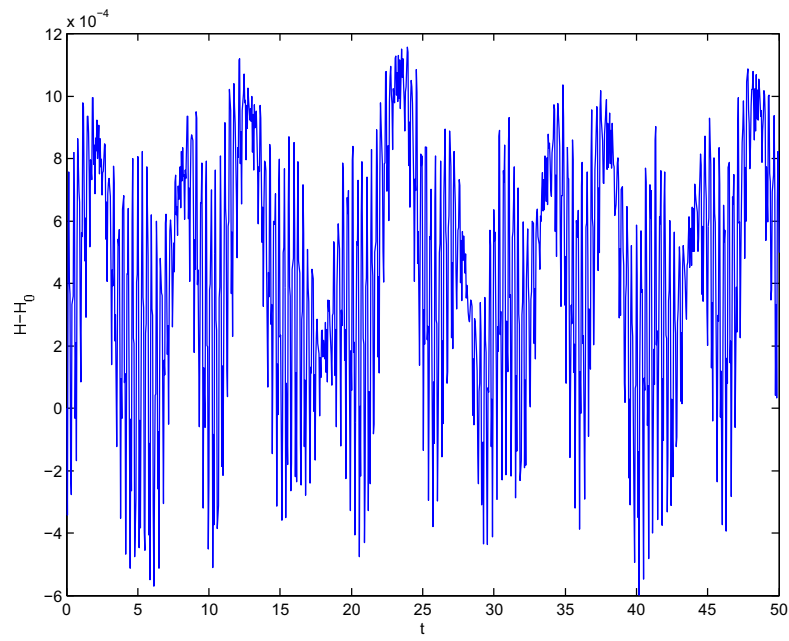


Fig. 6.3 Fourth-order Lobatto IIIA method, $h = 0.05$, problem (6.2).

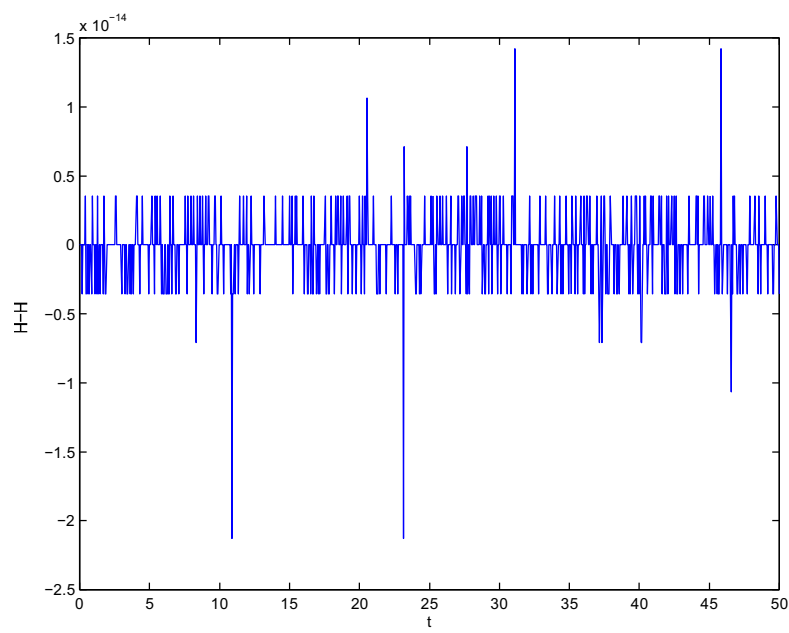


Fig. 6.4 Fourth-order HBVM(4,2) method, $h = 0.05$, problem (6.2).

with $r = \sqrt{x^2 + y^2}$, $\alpha = eB_0$, m is the particle mass, e is its charge, and B_0 is the magnetic field intensity. We have used the values

$$m = 1, \quad e = -1, \quad B_0 = 1,$$

with starting point

$$x = 0.5, \quad y = 10, \quad z = 0, \quad \dot{x} = -0.1, \quad \dot{y} = -0.3, \quad \dot{z} = 0.$$

In Figure 6.5, the trajectory of the particle in the interval $[0, 10^3]$ is plotted in the phase space. As one can see, it is a helix that wings downward. By using the fourth-order Lobatto IIIA method with stepsize $h = 0.1$, a drift in the numerical Hamiltonian can be again observed (see Figure 6.6), so that the method does introduce a friction. When using the HBVM(4,2) method with the same stepsize, the drift disappears and the Hamiltonian turns out to be almost preserved (see Figure 6.7). As expected, the result improves if we increase k : the plot in Figure 6.8 has been obtained by using the HBVM(6,2), from which one realizes that a practical preservation of the Hamiltonian is reached. Finally, the data listed in Table 6.3 confirm the fourth-order convergence of the latter method.

7 Conclusions

In this paper a new class of numerical methods, able to preserve polynomial Hamiltonians, has been studied in details. From the analysis, it turns out that such methods can be regarded as a generalization of collocation Runge-Kutta Lobatto IIIA methods. Nevertheless, the fact of being characterized by a matrix pencil, perfectly fits the framework of block BVMs, so that we have named them Hamiltonian BVMs (HBVMs). A number of numerical tests prove their effectiveness in preserving the Hamiltonian function when evaluated along the numerical solution, as well as confirm the predicted order of convergence. Possible different choices of the abscissae, as well as the actual efficient implementation of the methods, will be the subject of future investigations.

Acknowledgements

We wish to thank prof. Mario Trigiante for providing us with problem (6.3).

Appendix: some properties of shifted Legendre polynomials

A number of useful properties of shifted Legendre polynomials are here summarized: for their proof see any book on special functions (e.g., [1]).

P1. Generalized Rodrigues formula: for all $n = 0, 1, \dots$, $P_n(x)$ has degree n and can be defined as

$$P_n(x) = \frac{1}{n!} \frac{d^n}{dx^n} [(x^2 - x)^n].$$

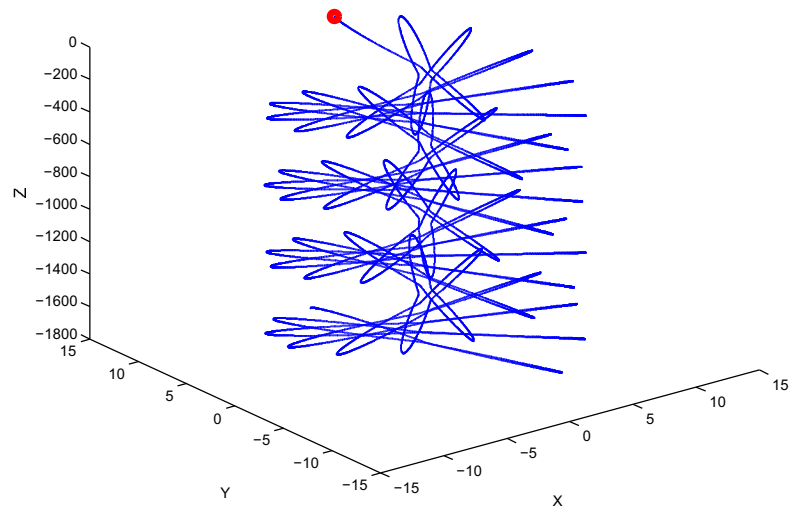


Fig. 6.5 Phase-space plot of the solution of problem (6.3) for $0 \leq t \leq 10^3$ (the circle denotes the starting point of the trajectory).

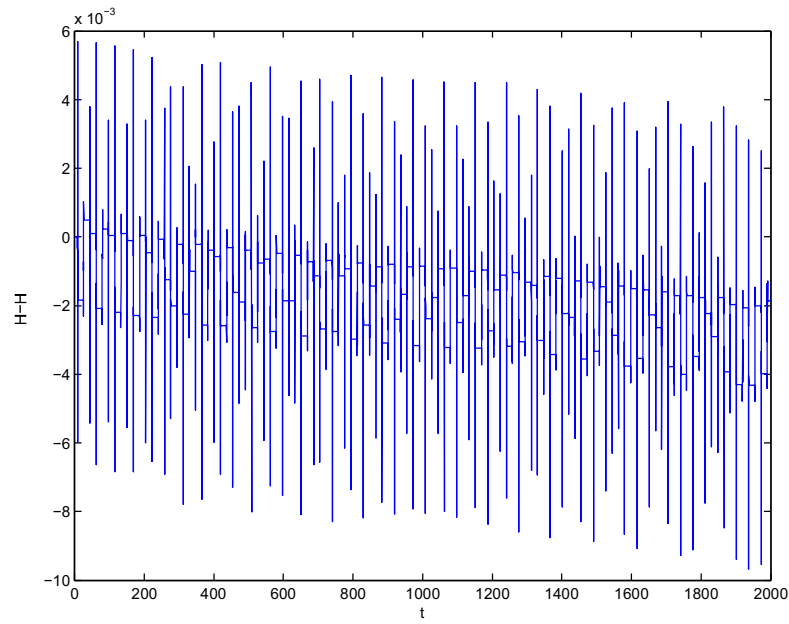


Fig. 6.6 Fourth-order Lobatto IIIA method, $h = 0.1$, problem (6.3).

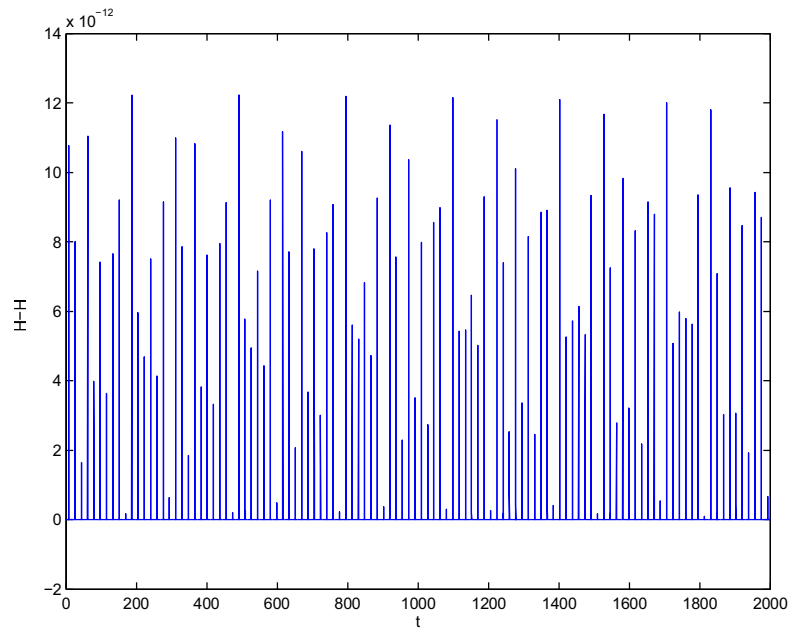


Fig. 6.7 Fourth-order HBVM(4,2) method, $h = 0.1$, problem (6.3).

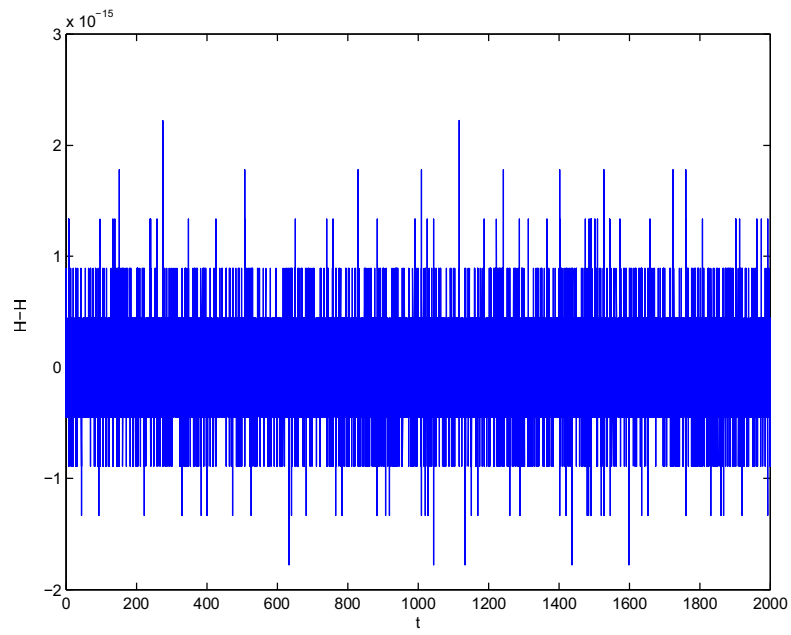


Fig. 6.8 Fourth-order HBVM(6,2) method, $h = 0.1$, problem (6.3).

P2. Lobatto quadrature: the Lobatto abscissae $\{c_i\}$ (2.4), of the formula of degree $2s$, are the zeros of the polynomial

$$(x^2 - x)P'_s(x),$$

where $P'_s(x)$ denotes the derivative of $P_s(x)$. The corresponding weights (2.7) are given by:

$$b_i = \frac{1}{s(s+1)(P_s(c_i))^2}, \quad i = 0, 1, \dots, s,$$

which are, therefore, all positive.

P3. Orthogonality:

$$\int_0^1 P_n(x)P_m(x) dx = \frac{1}{2n+1} \delta_{nm}, \quad n = 0, 1, \dots,$$

where, as usual, δ_{nm} denotes the Kronecker delta.

P4. Recurrence formula: by setting hereafter $P_{-1}(x) \equiv 0$ and $P_0(x) \equiv 1$,

$$(n+1)P_{n+1}(x) = (2n+1)(2x-1)P_n(x) - nP_{n-1}(x), \quad n = 0, 1, \dots$$

P5. Explicit formula:

$$P_n(x) = (-1)^n \sum_{i=0}^n \binom{n}{i} \binom{n+i}{i} (-x)^i, \quad n = 0, 1, \dots$$

P6. Symmetry:

$$P_n(1-x) = (-1)^n P_n(x), \quad n = 0, 1, \dots$$

P7. Symmetry at the end-points:

$$P_n(0) = (-1)^n, \quad P_n(1) = 1, \quad n = 0, 1, \dots$$

P8. Derivatives:

$$2(2n+1)P_n(x) = \frac{d}{dx} [P_{n+1}(x) - P_{n-1}(x)], \quad n = 0, 1, \dots$$

P9. Integrals:

$$2 \int_0^x P_0(t) dt = 2x = P_1(x) + P_0(x),$$

$$2(2n+1) \int_0^x P_n(t) dt = P_{n+1}(x) - P_{n-1}(x), \quad n = 1, 2, \dots$$

P10. Shifted Legendre differential equations. The shifted Legendre polynomials satisfy the second order differential equation:

$$\frac{d}{dx} [(x^2 - x)P'_n(x)] + n(n+1)P_n(x) = 0, \quad n = 0, 1, \dots$$

P11. From **P2** and **P10**, it follows that, if (2.4) are the Lobatto abscissae of the formula of order $2s$ (i.e., exact for polynomials of degree $2s - 1$), then

$$\int_0^{c_i} P_s(x) dx = 0, \quad i = 0, 1, \dots, s.$$

P12. A few examples:

$$\begin{aligned} P_0(x) &\equiv 1, \\ P_1(x) &= 2x - 1, \\ P_2(x) &= 6x^2 - 6x + 1, \\ P_3(x) &= 20x^3 - 30x^2 + 12x - 1, \\ &\dots \end{aligned}$$

References

1. M. Abramovitz, I.A. Stegun. *Handbook of Mathematical Functions*. Dover, 1965.
2. L. Brugnano, F. Iavernaro, T. Susca. Hamiltonian BVMs (HBVMs): implementation details and applications. "Proceedings of ICNAAM 2009", *AIP Conf. Proc.* **1168** (2009) 723–726.
3. L. Brugnano, F. Iavernaro, D. Trigiante. *Practical use of HBVM(k,s) methods*. (In progress).
4. L. Brugnano, D. Trigiante. *Solving Differential Problems by Multistep Initial and Boundary Value Methods*, Gordon and Breach Science Publ., Amsterdam, 1998.
5. L. Brugnano, D. Trigiante. Energy drift in the numerical integration of Hamiltonian problems. *J. Numer. Anal. Ind. Appl. Math.* **4** (2009) (to appear).
6. E. Faou, E. Hairer, T.-L. Pham. Energy conservation with non-symplectic methods: examples and counter-examples. *BIT Numerical Mathematics* **44** (2004) 699–709.
7. E. Hairer, C. Lubich, G. Wanner. *Geometric Numerical Integration*, 2nd ed., Springer, Berlin, 2006.
8. E. Hairer, G. Wanner. *Solving Ordinary Differential Equations II*, 2nd ed., Springer, Berlin, 1996.
9. F. Iavernaro, B. Pace. s -Stage Trapezoidal Methods for the Conservation of Hamiltonian Functions of Polynomial Type. *AIP Conf. Proc.* **936** (2007) 603–606.
10. F. Iavernaro, B. Pace. Conservative Block-Boundary Value Methods for the Solution of Polynomial Hamiltonian Systems. *AIP Conf. Proc.* **1048** (2008) 888–891.
11. F. Iavernaro, D. Trigiante. Discrete conservative vector fields induced by the trapezoidal method. *J. Numer. Anal. Ind. Appl. Math.* **1** (2006) 113–130.
12. F. Iavernaro, D. Trigiante. High-order symmetric schemes for the energy conservation of polynomial Hamiltonian problems. *J. Numer. Anal. Ind. Appl. Math.* **4**,1-2 (2009) 87–111.
13. B. Leimkuhler, S. Reich. *Simulating Hamiltonian Dynamics*. Cambridge Univ. Press, 2004.
14. R.I. McLachlan, G.R.W. Quispel, N. Robidoux. Geometric integration using discrete gradient. *Phil. Trans. R. Soc. Lond. A* **357** (1999) 1021–1045.