

# The Impact of Secondary non-Gaussianities in the CMB on Cosmological Parameter Estimation

Joseph Smidt, Shahab Joudaki, Paolo Serra, Alexandre Amblard, and Asantha Cooray  
*Center for Cosmology, Department of Physics and Astronomy, University of California, Irvine, CA 92697*

We consider corrections to the cosmological parameters due to secondary contributions from weak gravitational lensing, the integrated Sachs-Wolfe effect, and the Sunyaev-Zel'dovich effect contained in the trispectrum. We incorporate these additional contributions to the covariance of a binned angular power spectrum of temperature anisotropy data in the analysis of current and prospective data sets. We find that recent experiments such as ACBAR and CBI are not particularly sensitive to these additional non-Gaussian effects, as the cosmological parameters are not affected by more than  $0.1\sigma$ . However, using mock data we find that, with Planck, the cosmological parameter estimates would be biased by  $\lesssim 0.7\sigma$ , and constraints on these parameters degraded by  $\lesssim 20\%$ . We demonstrate that for CMBPol the trispectrum yields bias corrections greater than  $1\sigma$  and has an up to 30% weakening effect on the cosmological constraints. Moreover, with  $1.5\sigma$  agreement, we find the weak lensing scaling parameter  $A_L$  to be more consistent with the expected value of unity than previously reported.

PACS numbers: 98.80.-k 98.70.Vc 98.80.Es

## I. INTRODUCTION

The cosmic microwave background's (CMB) ability to constrain the cosmological parameters has driven a large variety of CMB experiments. The high quality measurements of the temperature and polarization of the CMB are compatible with a flat universe with nearly scale invariant fluctuations. The sensitivity to small angular scales of recent experiments such as WMAP5 [1], ACBAR [2] and CBI [3] give us a better understanding of anisotropies from local large scale structure (LSS) and from non-linear effects such as weak gravitational lensing. The non-Gaussianity of these fluctuations can have an effect in the estimation of the cosmological parameters, especially for future experiments. However, possible non-Gaussian effects have not been considered in previous analyses, under the assumption that they are negligible.

Non-Gaussianities show up as contributions to the four-point correlation function, or trispectrum in Fourier space, of the CMB temperature fluctuations [4, 5]. The four point correlations quantify the sample variance and covariance of the two point correlation of power spectrum measurements [6, 7]. To adequately understand the statistical measurements of CMB anisotropy fluctuations a proper understanding of the four point contributions is needed. If significant non-Gaussian contributions from the four point level contribute to the power spectrum covariance, then it could affect the conversion of power spectrum measurements to estimates on cosmological parameters. Given the high precision level of cosmological parameter measurements by current and future surveys, a careful consideration must be attached to understanding the presence of non-Gaussian signals at the four point level. The goal of this paper is to understand to what extent these non-Gaussianities affect cosmological parameters and their constraints.

As explored in previous work (e.g. [8, 9, 10, 11]),

one of the most important non-linear contributions to CMB temperature fluctuations results from weak gravitational lensing. Similar to the weak lensing contribution to CMB anisotropy at the three-point level, the contributions to the four point level arise from the non-linear mode-coupling nature of the lensing effect, as well as correlations between weak lensing angular deflections and secondary effects that trace the same large scale structure. The trispectrum due to lensing alone is studied in [5], and further considered under an all-sky formulation in [4].

In our analysis we include contributions to the trispectrum from three well known secondary sources. First, we consider the contribution of the trispectrum to the power spectrum covariance due to lensing. We also consider contributions from the integrated Sachs-Wolfe effect (ISW; [12]) and the Sunyaev-Zel'dovich effect (SZ; [13]), both which cross-correlate with lensing to produce non-Gaussianity. Each of these effects becomes non-negligible on small angular scales and must be taken into account for a more complete treatment of cosmological parameter constraints.

In a situation without instrumental noise, the lensing contribution to the trispectrum increases the values along the diagonal of the covariance matrix on the order of about 10% [14]. The SZ contributions are greater than the lensing by as much as an order of magnitude. However, with noise added follows the possibility that these effects on the trispectrum become negligible. Most experiments thus far have been too noisy at small angular scales to observe these non-Gaussian effects on the cosmological parameters. We explore how firmly this holds for the ACBAR and CBI data sets when combined with WMAP five-year data as well for future Planck and CMBPol measurements.

Moreover, we consider the weak lensing scaling parameter  $A_L$  in our analysis. This parameter scales the power spectrum of the CMB lensing potential  $C_l^{\phi\phi}$  such that

$A_L = 0$  corresponds to an unlensed scenario, whereas  $A_L = 1$  renders the expected lensed result. It has been reported that an analysis of the ACBAR data set suggests this parameter is incompatible with the expected  $A_L = 1$  at  $2.5\sigma$  [15]. However, as ACBAR has since updated their data set, and given that this parameter is sensitive to physics at high multipoles, such as that encapsulated in the trispectrum, we have considered  $A_L$  in our calculations.

Our analysis of the ACBAR and CBI data sets, combined with WMAP 5-year data, show that secondary contributions in the trispectrum have a negligible effect on the values of the cosmological parameters. At most, they become biased on the order of  $0.1\sigma$  and the constraints change by no more than 10%. We find that these modifications are negligible due to the excessively large noise at large multipoles (as shown in Fig. 7).

However, in a mock Planck data set with realistic noise contributions, the non-Gaussian effects coming from the trispectrum become important with parameter shifts up to  $0.7\sigma$  and error constraint degradations of  $\lesssim 20\%$  (as shown in Fig. 8). For this reason, future experiments with at least Planck-level sensitivity at high  $l$  need to consider non-Gaussianities from the trispectrum, which would otherwise form a bias in their parameter estimates. We demonstrate that prospective CMBPol-like experiments will see corrections from the trispectrum at a level greater than  $1\sigma$ .

Lastly, we show  $A_L$  to be more consistent with the expected value of unity than previously reported. Examining the updated ACBAR data set alone, we demonstrate that  $A_L$  is consistent with unity at  $1.5\sigma$ . We find that this parameter becomes even more consistent with unity when both trispectrum effects and the running  $dn_s/d\ln k$  of the spectral index  $n_s$  are included in the analysis.

In §II, we review the calculation for the trispectrum contribution to the covariance matrix and discuss the weak lensing parameter  $A_L$ . In §III, we calculate the impact of the trispectrum on the cosmological parameters for current and future experiments considering a set of parameter configurations. The fiducial cosmologies considered can be found in Table I. In §IV, we conclude with a summary.

## II. ANALYSIS

### A. Lensing Trispectrum

We begin with a review of how to calculate the various contributions of the trispectrum to the covariance matrix. For a comprehensive introduction and derivation of these equations, see [14].

In the flat sky approximation, the power spectrum and

trispectrum are defined via:

$$\begin{aligned} \langle \Theta^t(\mathbf{l}_1)\Theta^t(\mathbf{l}_2) \rangle &= (2\pi)^2 \delta_D(\mathbf{l}_{12}) C_l^\Theta, \\ \langle \Theta^t(\mathbf{l}_1) \dots \Theta^t(\mathbf{l}_4) \rangle_c &= (2\pi)^2 \delta_D(\mathbf{l}_{1234}) T^\Theta(\mathbf{l}_1, \mathbf{l}_2, \mathbf{l}_3, \mathbf{l}_4). \end{aligned} \quad (1)$$

In computing these quantities the band powers are obtained, as

$$C_i = \int_{s_i} \frac{d^2 l W_i}{A_{s_i}} \frac{l^2}{2\pi} \Theta(\mathbf{l}) \Theta(-\mathbf{l}), \quad (2)$$

where  $A_{s_i} \equiv A_s(l_i) = \int d^2 l W_i$  is the area of 2D shell in multipole space,  $W_i$  is the  $i^{\text{th}}$  window function and the subscript  $s_i$  stands for the  $i^{\text{th}}$  shell in multipole space over which we are integrating. The signal covariance matrix  $C_{ij}$  is given by

$$C_{ij} = \frac{1}{A} \left[ \frac{(2\pi)^2}{A_{s_i}} 2C_i^2 + T_{ij}^\Theta \right], \quad (3)$$

$$T_{ij}^\Theta = \int \frac{d^2 l_i W_i}{A_{s_i}} \int \frac{d^2 l_j W_j}{A_{s_j}} \frac{l_i^2 l_j^2}{(2\pi)^2} T^\Theta(\mathbf{l}_i, -\mathbf{l}_i, \mathbf{l}_j, -\mathbf{l}_j) \quad (4)$$

where  $A$  is the survey area in steradians. The first term of the covariance matrix  $C_{ij}$  is the Gaussian contribution to the sample variance and includes, in addition to the primary component, contributions through lensing and secondary effects. The second term  $T_{ij}$  represents the non-Gaussian contributions contained in the trispectrum.

The surveys we consider also include instrumental noise. The noise is incorporated into our Gaussian variance as an additional contribution to the power spectrum

$$C_l^t = C_l^\Theta + N_l \quad (5)$$

where  $N_l$  is the power spectrum of the detector and other sources of noise introduced by the experiment. These noise contributions are included in respective experiment's publicly released data and significantly impact the covariance matrix, in particular on small angular scales.

For the power spectrum covariance, we are interested in the case where  $\mathbf{l}_2 = -\mathbf{l}_1$  with  $|\mathbf{l}_1| = l_i$ , and  $\mathbf{l}_4 = -\mathbf{l}_3$  with  $|\mathbf{l}_3| = l_j$ . These conditions render parallelograms for the trispectrum configuration in Fourier space.

To account for the lensing contribution to the trispectrum, we must compute

$$\begin{aligned} &T^\Theta(\mathbf{l}_i, -\mathbf{l}_i, \mathbf{l}_j, -\mathbf{l}_j) = \\ &C_{l_i}^\Theta C_{l_i}^\Theta \left[ C_{|\hat{\mathbf{l}}_i + \hat{\mathbf{l}}_j|}^{\phi\phi} \left[ (\hat{\mathbf{l}}_i + \hat{\mathbf{l}}_j) \cdot \hat{\mathbf{l}}_i \right]^2 + C_{|\hat{\mathbf{l}}_i - \hat{\mathbf{l}}_j|}^{\phi\phi} \left[ (\hat{\mathbf{l}}_i - \hat{\mathbf{l}}_j) \cdot \hat{\mathbf{l}}_i \right]^2 \right] \\ &+ C_{l_j}^\Theta C_{l_j}^\Theta \left[ C_{|\hat{\mathbf{l}}_i + \hat{\mathbf{l}}_j|}^{\phi\phi} \left[ (\hat{\mathbf{l}}_i + \hat{\mathbf{l}}_j) \cdot \hat{\mathbf{l}}_j \right]^2 + C_{|\hat{\mathbf{l}}_i - \hat{\mathbf{l}}_j|}^{\phi\phi} \left[ (\hat{\mathbf{l}}_i - \hat{\mathbf{l}}_j) \cdot \hat{\mathbf{l}}_j \right]^2 \right] \\ &+ 2C_{l_i}^\Theta C_{l_j}^\Theta \left[ C_{|\hat{\mathbf{l}}_i + \hat{\mathbf{l}}_j|}^{\phi\phi} (\hat{\mathbf{l}}_i + \hat{\mathbf{l}}_j) \cdot \hat{\mathbf{l}}_i (\hat{\mathbf{l}}_i + \hat{\mathbf{l}}_j) \cdot \hat{\mathbf{l}}_j \right. \\ &\quad \left. - C_{|\hat{\mathbf{l}}_i - \hat{\mathbf{l}}_j|}^{\phi\phi} (\hat{\mathbf{l}}_i - \hat{\mathbf{l}}_j) \cdot \hat{\mathbf{l}}_i (\hat{\mathbf{l}}_i - \hat{\mathbf{l}}_j) \cdot \hat{\mathbf{l}}_j \right], \end{aligned} \quad (6)$$

where  $C_l^\Theta$  is the TT power spectrum and  $C_l^{\phi\phi}$  is the lensing power spectrum. This equation includes all terms with no additional permutations. Similarly, for the lensing-secondary trispectrum effects, such as lensing-ISW and lensing-SZ, we calculate

$$\begin{aligned}
T^\Theta(\mathbf{l}_i, -\mathbf{l}_i, \mathbf{l}_j, -\mathbf{l}_j) = & \\
& 2(\mathbf{l}_i \cdot \mathbf{l}_j)^2 \left[ (C_{l_i}^{\phi s})^2 C_{l_j}^\Theta + (C_{l_j}^{\phi s})^2 C_{l_i}^\Theta \right] \\
& - \left[ \mathbf{l}_i \cdot (\mathbf{l}_i + \mathbf{l}_j) \right]^2 (C_{l_i}^{\phi s})^2 + \left[ \mathbf{l}_j \cdot (\mathbf{l}_i + \mathbf{l}_j) \right]^2 (C_{l_j}^{\phi s})^2 \left] C_{|\mathbf{l}_i + \mathbf{l}_j|}^\Theta \\
& - \left[ \mathbf{l}_i \cdot (\mathbf{l}_i - \mathbf{l}_j) \right]^2 (C_{l_i}^{\phi s})^2 + \left[ \mathbf{l}_j \cdot (\mathbf{l}_i - \mathbf{l}_j) \right]^2 (C_{l_j}^{\phi s})^2 \left] C_{|\mathbf{l}_i - \mathbf{l}_j|}^\Theta \\
& + 2[\mathbf{l}_i \cdot (\mathbf{l}_j - \mathbf{l}_i)][\mathbf{l}_j \cdot (\mathbf{l}_j - \mathbf{l}_i)] C_{l_i}^{\phi s} C_{l_j}^{\phi s} C_{|\mathbf{l}_j - \mathbf{l}_i|}^\Theta \\
& - 2[\mathbf{l}_i \cdot (\mathbf{l}_i + \mathbf{l}_j)][\mathbf{l}_j \cdot (\mathbf{l}_i + \mathbf{l}_j)] C_{l_i}^{\phi s} C_{l_j}^{\phi s} C_{|\mathbf{l}_i + \mathbf{l}_j|}^\Theta
\end{aligned} \tag{7}$$

where the  $s$  is a place holder denoting either the ISW or SZ contribution.

## B. SZ Trispectrum

In addition to the lensing contributions to the trispectrum above, we consider contributions from the inverse Compton scattering of the CMB photons. The SZ contribution to the trispectrum is given by [16, 24]:

$$\begin{aligned}
T_{ij}^\Theta = & g_\nu^4 \int_0^{z_{\max}} dz \frac{dV}{dz} \int_{M_{\min}}^{M_{\max}} dM \frac{dn(M, z)}{dM} \\
& \times |\tilde{y}_i(M, z)|^2 |\tilde{y}_j(M, z)|^2,
\end{aligned} \tag{8}$$

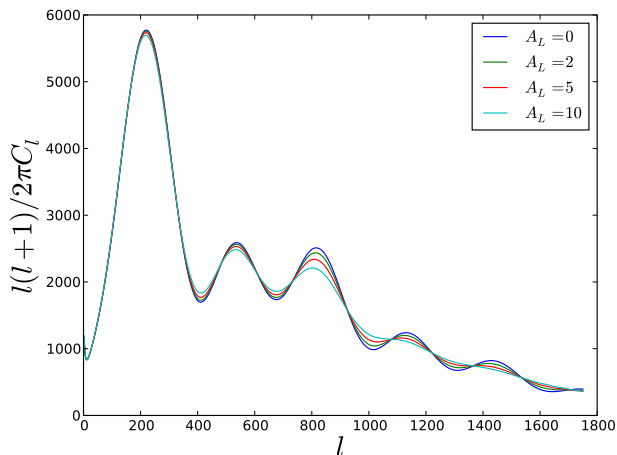


FIG. 1: The impact of varying the lensing scaling parameter on the lensed CMB temperature power spectrum, for  $A_L = [0, 2, 5, 10]$ .

where  $g_\nu$  is the spectral function of the SZ effect,  $V(z)$  is the comoving volume of the universe integrated to a redshift of  $z_{\max} = 4$ ,  $M$  is the virial mass such that  $[\log_{10}(M_{\min}), \log_{10}(M_{\max})] = [11, 16]$ ,  $dn/dM$  is the mass function of dark matter halos as rendered by [17] utilizing the linear transfer function of [18], and  $\tilde{y}$  is the dimensionless two-dimensional Fourier transform of the projected Compton  $y$ -parameter, given via the Limber approximation [19] by:

$$\tilde{y}_l = \frac{4\pi r_s}{l_s^2} \int_0^\infty dx x^2 y_{3D}(x) \frac{\sin(lx/l_s)}{lx/l_s}, \tag{9}$$

where the scaled radius  $x = r/r_s$  and  $l_s = d_A/r_s$  such that  $d_A$  is the angular diameter distance and  $r_s$  is the scale radius of the three-dimensional radial profile  $y_{3D}$  of the Compton  $y$ -parameter. This profile is a function of the gas density and temperature profiles as modeled in [20]. Hence, we incorporate the contributions obtained from the SZ effect along with those from lensing, lensing-ISW, and lensing-SZ effects to the covariance matrix in Eqn. 3.

## C. The Weak Lensing Scaling Parameter $A_L$

To first order in  $\phi$ , the weak lensing of the CMB anisotropy trispectrum can be expressed as the convolution of the power spectrum of the unlensed temperature  $C_l$  and that of the weak lensing potential  $C_l^{\phi\phi}$  [15, 21, 22]. The magnitude of the lensing potential power spectrum can be parameterized by the scaling parameter  $A_L$ , defined as

$$C_l^{\phi\phi} \rightarrow A_L C_l^{\phi\phi}. \tag{10}$$

Thus,  $A_L$  is a measure of the degree to which the expected amount of lensing appears in the CMB, such that a theory with  $A_L = 0$  is devoid of lensing, while  $A_L = 1$  renders a theory with the canonical amount of lensing. Any inconsistency with unity represents an unexpected amount of lensing that needs to be explained with new physics, such as dark energy or modified gravity [15, 23]. The impact of this scaling parameter on the lensed CMB temperature power spectrum can be seen in Fig. 1. Qualitatively,  $A_L$  smoothes out the peaks in the power spectrum and can therefore also be viewed as a smoothing parameter in addition to its scaling property. Given that  $A_L$  primarily affects the temperature power spectrum on small angular scales, we explore if recent claims of deviations from unity [15] hold as secondary non-Gaussianities are accounted for in the analysis.

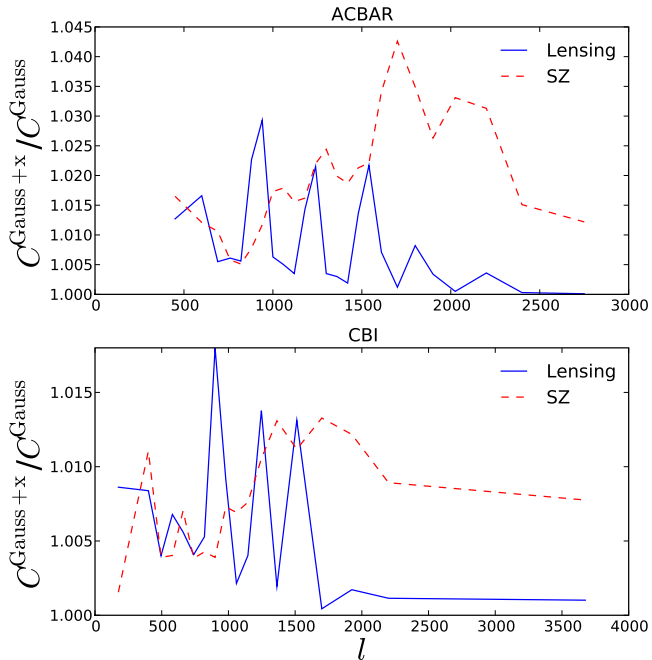


FIG. 2: The ratio of the diagonal of the covariance matrix plus trispectrum effects with the diagonal of the covariance matrix neglecting trispectrum contributions. The  $x$  in the  $C_l^{\text{Gauss}+x}$  is the specific contribution being added. We see that both the combined lensing effects and SZ alter the covariance matrix by at most a few percent.

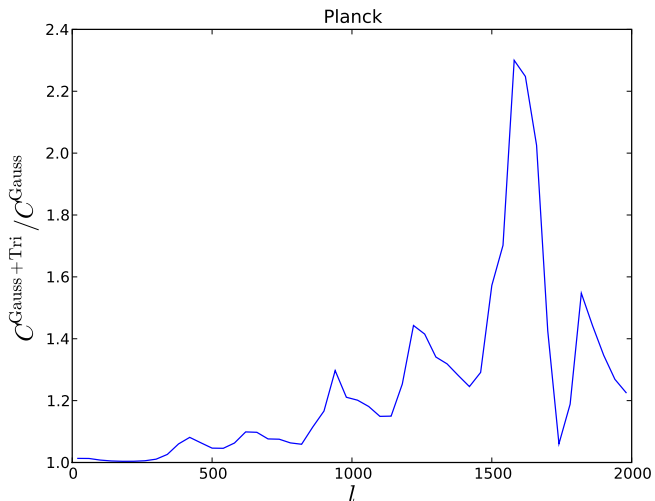


FIG. 3: The ratio of the diagonal of the covariance matrix plus trispectrum effects with the diagonal of the covariance matrix neglecting trispectrum contributions. All non-Gaussian contributions are included in the trispectrum. The data was binned with  $\delta l = 40$ . The choppiness is due to two issues: the covariance matrices provided by ACBAR and CBI are not smooth and the window functions used to bin the data take on different shapes and are themselves not smooth.

	ACBAR	CBI
$H_0$	72.0	73.2
$\Omega_b h^2$	0.02282	0.02291
$\Omega_c h^2$	0.1108	0.1069
$\tau$	0.088	0.086
$n_s$	0.964	0.960
$\Delta_R^2$	$2.41 \times 10^{-9}$	$2.09 \times 10^{-9}$

TABLE I: Fiducial model used to generate  $C_{l_i}^\ominus$  and  $C_{l_i}^{\phi\phi}$  in CAMB for ACBAR and CBI.

### III. RESULTS

#### A. Analysis Using ACBAR and CBI Data

We compute  $C_{l_i}^\ominus$  and  $C_{l_i}^{\phi\phi}$ , separately for each aforementioned experiment by utilizing the publicly available<sup>1</sup> Fortran code CAMB [26] for the fiducial models found in Table I. These fiducial models were taken from NASA’s Lambda website<sup>2</sup> which houses many best fit fiducial models derived from several different data sets. From these spectra, we use Eqns. 6–8 to determine the trispectrum contributions from lensing, lensing-ISW, lensing-SZ, and SZ effects. We then add each corresponding trispectrum contribution to each experiment’s publicly available covariance matrix.

For our analysis, we use the same multipole binning as the aforementioned experiments, which are obtained from the window functions plotted in Fig. 5. These window functions force proper normalized bins when we integrate over  $l$  space. To factor in the area of each survey, we note that the ACBAR survey covers 600 sq. degrees and CBI covers 143 sq. degrees.

Fig. 2 shows the diagonal ratio of the covariance matrix together with non-Gaussian contributions, with the purely Gaussian matrix, for the ACBAR and CBI surveys. We plot only the diagonal, as these entries are several orders of magnitude larger than the off-diagonal pieces. From past analyses with noise neglected, we expect the lensing contributions to the trispectrum to render corrections on the order of 10% at scales of a few thousand in  $l$  [14]. It is further expected that the SZ effect yields even greater contributions, an order of magnitude larger than that from lensing. However, when one factors in the noise (see Fig. 7), all contributions along the diagonal of the covariance are damped, leaving corrections no larger than on the order of 1%, as shown in Fig. 2.

Cross-correlations become significant when the trispectrum is considered, since a fully Gaussian theory should not have cross-correlations for covariance of the tempera-

<sup>1</sup> <http://camb.info/>

<sup>2</sup> <http://lambda.gsfc.nasa.gov/>

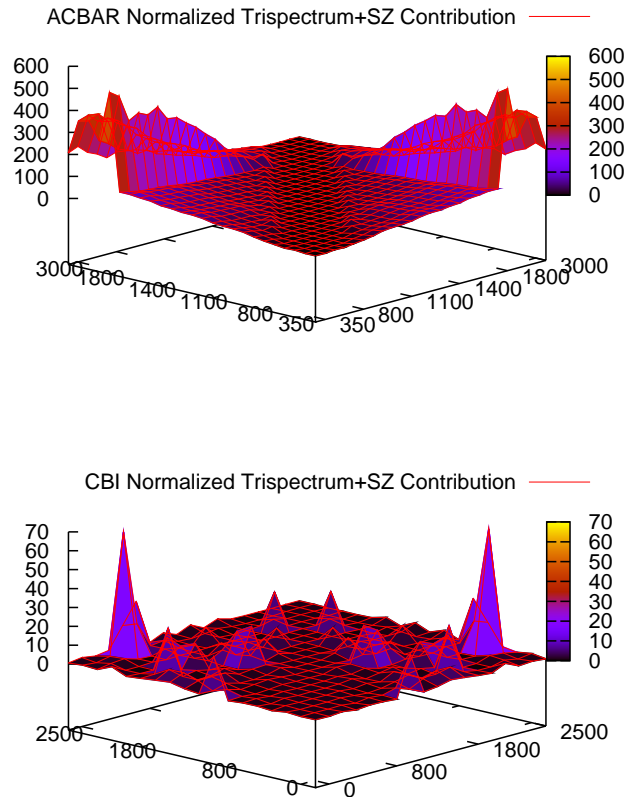


FIG. 4: The absolute values of the Gaussian covariance plus trispectrum matrix divided by the Gaussian covariance matrix alone. In the top figure we show corrections to the ACBAR data set, and in the lower figure to the CBI data set. The trispectrum contribution to the cross-correlations is about 100 times larger than the Gaussian contribution.

ture power spectrum. As seen in Fig. 4, the non-Gaussian corrections to the cross-correlations lie on the order of a factor of 100 as they correct off-diagonal terms that otherwise are negligible. However, as will be shown, despite the large corrections to the cross-correlations, the trispectrum effects on the cosmological parameters are negligible.

Having obtained corrections to the binned covariance matrix from trispectrum effects, we now compute the impact of these on the cosmological parameter constraints. The method we use in our analysis is based on the publicly available Markov Chain Monte Carlo (MCMC) package CosmoMC [28] with a convergence diagnostic done through the Gelman and Rubin statistics. We sample the following seven-dimensional set of cosmological parameters, adopting flat priors on them: the baryon and cold dark matter densities  $\Omega_b$  and  $\Omega_c$ , the ratio of the sound horizon to the angular diameter distance at the decoupling,  $\theta_s$ , the scalar spectral index  $n_s$ , the overall

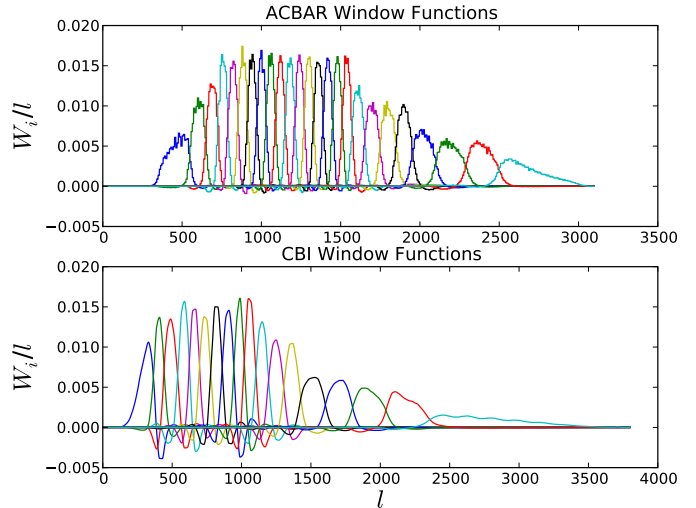


FIG. 5: The window functions used for our analysis of the ACBAR and CBI data sets.

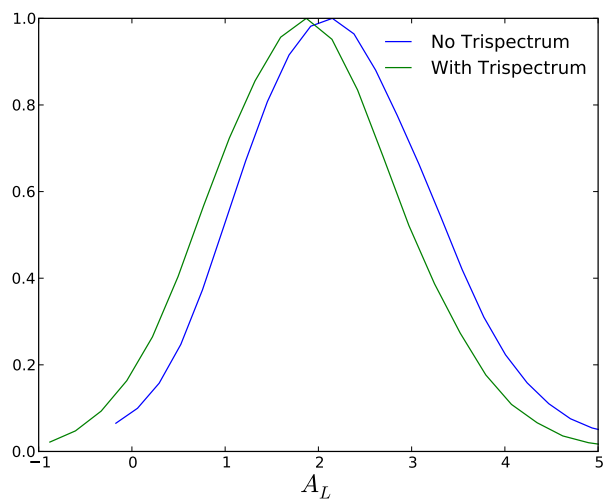


FIG. 6: The  $A_L$  likelihood function for runs with and without the contributions of the trispectrum.

normalization of the spectrum  $A_s$  at  $k = 0.002 \text{ Mpc}^{-1}$ , the optical depth to reionization,  $\tau$ , and the weak lensing parameter  $A_L$ . We use the same window functions and band powers supplied from the considered experiments (see Fig. 5). We only use the band powers for  $l > 900$  for both ACBAR and CBI in our CosmoMC analysis, and use WMAP data for calculations on larger angular scales. The non-Gaussian contributions to the trispectrum are incorporated into the binned covariance matrix for use in CosmoMC.

Table II shows the extent to which the trispectrum contributions affect the constraints on cosmological parameters for ACBAR and CBI data sets combined with WMAP five-year data. The trispectrum has a negligible

TABLE II: The first column represents the cosmological parameters considered. In the second column we quantify the parameter constraints without non-Gaussian effects. The cosmological parameters determined from the combined ACBAR, CBI and WMAP five-year CMB data sets along with the non-Gaussian contributions from the trispectrum are shown in the third column. In the fourth column, we quantify the non-Gaussianity induced bias in the parameter constraints, defined as the ratio of the parameter shift with the uncertainty.

Parameter	CMBData	CMBData+Tri.	$\Delta\sigma$
$\Omega_b h^2$	$0.02284 \pm 0.00058$	$0.02283 \pm 0.00057$	-0.01
$\Omega_c h^2$	$0.1103 \pm 0.0060$	$0.1105 \pm 0.0059$	0.04
$\theta$	$1.0408 \pm 0.0026$	$1.0410 \pm 0.0030$	0.07
$\tau$	$0.090 \pm 0.017$	$0.089 \pm 0.017$	0.07
$n_s$	$0.966 \pm 0.014$	$0.966 \pm 0.013$	0.01
$\log[10^{10} A_s]$	$3.180 \pm 0.047$	$3.178 \pm 0.046$	-0.04
$\Omega_\Lambda$	$0.741 \pm 0.029$	$0.740 \pm 0.029$	-0.03
Age/GYr	$13.67 \pm 0.13$	$13.67 \pm 0.12$	0.01
$\Omega_m$	$0.259 \pm 0.029$	$0.259 \pm 0.029$	0.03
$\sigma_8$	$0.815 \pm 0.031$	$0.801 \pm 0.033$	0.02
$z_{re}$	$10.5 \pm 1.4$	$10.4 \pm 1.4$	-0.07
$H_0$	$71.9 \pm 2.6$	$71.8 \pm 2.6$	-0.03

TABLE III: Same as Table II, except we have now instead added lensing scaling parameter  $A_L$  to the combined CMB datasets as an additional free parameter in the third column.

Parameter	CMBData	CMBData+ $A_L$	$\Delta\sigma$
$\Omega_b h^2$	$0.02284 \pm 0.00058$	$0.02300 \pm 0.00064$	0.25
$\Omega_c h^2$	$0.1103 \pm 0.0060$	$0.1082 \pm 0.0061$	-0.34
$\theta$	$1.0408 \pm 0.0026$	$1.0413 \pm 0.0029$	0.19
$\tau$	$0.090 \pm 0.017$	$0.090 \pm 0.017$	0.00
$n_s$	$0.966 \pm 0.014$	$0.968 \pm 0.014$	0.12
$A_L$	1	$2.32 \pm 0.93$	1.42
$\log[10^{10} A_s]$	$3.180 \pm 0.047$	$3.166 \pm 0.048$	-0.29
$\Omega_\Lambda$	$0.741 \pm 0.029$	$0.752 \pm 0.028$	-0.40
Age/GYr	$13.67 \pm 0.13$	$13.63 \pm 0.13$	-0.38
$\Omega_m$	$0.259 \pm 0.029$	$0.247 \pm 0.029$	0.40
$\sigma_8$	$0.815 \pm 0.031$	$0.789 \pm 0.035$	0.35
$z_{re}$	$10.5 \pm 1.4$	$10.4 \pm 1.4$	0.07
$H_0$	$71.9 \pm 2.6$	$73.1 \pm 2.3$	0.44

impact on the cosmological parameters for these simulations, as no parameter is biased by more than  $0.1\sigma$ . For the cases where the weak lensing scaling parameter and the running of the spectral index are included, no parameter is biased by more than  $0.2\sigma$ , as shown in Table IV. Further, the constraints on the cosmological parameters change by less than 10%.

### B. The Weak Lensing Scaling Parameter

It has previously been reported that the weak lensing scaling parameter  $A_L$  is inconsistent with the expected value of unity for the ACBAR survey at  $2.5\sigma$  [15]. However, as the ACBAR team has since updated its data set, after the announcement of the inconsistency, we have cho-

sen to include this parameter into our analysis. We have explicitly carried out two runs with this scaling parameter. For the first run, we incorporated  $A_L$  without any assumption of priors or the addition of other parameters, as shown in Table III. We find  $A_L$  to be consistent with unity at  $1.5\sigma$ , unlike the claim of Ref. [15]. It is worth noting that allowing for  $A_L$  causes multiple parameter biases at  $0.3$ - $0.4\sigma$ .

For the second simulation, in addition to  $A_L$ , we allowed the spectral index to run as this parameter is sensitive to physics on small scales. As with previous runs, the trispectrum impacts the best estimates of the cosmological parameters to a small extent. However, note that the trispectrum combined with the running of the spectral index pushes the best fit value for  $A_L$  closer to unity, as seen in Fig. 6 of the likelihood function. It is

TABLE IV: In the second column, we quantify the cosmological parameter constraints incorporating the additional free parameters  $A_L$  and  $dn_s/dlnk$ . In the third column, we show the cosmological parameters determined from the combined ACBAR, CBI and WMAP 5-year CMB datasets with contributions from the trispectrum, along with the additional free parameters  $A_L$  and  $dn_s/dlnk$ .

Parameter	CMBData+ $A_L$ +Run	CMBData+ $A_L$ +Run+Tri.	$\Delta\sigma$
$\Omega_b h^2$	$0.02283 \pm 0.00080$	$0.02269 \pm 0.00080$	-0.17
$\Omega_c h^2$	$0.1135 \pm 0.0089$	$0.1136 \pm 0.0089$	0.01
$\theta$	$1.0410 \pm 0.0029$	$1.0410 \pm 0.0029$	0.00
$\tau$	$0.090 \pm 0.017$	$0.090 \pm 0.018$	0.08
$n_s$	$0.997 \pm 0.048$	$1.001 \pm 0.049$	0.06
$A_L$	$2.10 \pm 0.90$	$2.02 \pm 0.86$	-0.09
$dn_s/dlnk$	$-0.014 \pm 0.024$	$-0.017 \pm 0.025$	-0.12
$\log[10^{10} A_s]$	$3.167 \pm 0.049$	$3.167 \pm 0.049$	0.00
$\Omega_\Lambda$	$0.726 \pm 0.047$	$0.723 \pm 0.048$	-0.06
Age/GYr	$13.67 \pm 0.16$	$13.69 \pm 0.16$	0.12
$\Omega_m$	$0.275 \pm 0.029$	$0.277 \pm 0.029$	0.07
$\sigma_8$	$0.810 \pm 0.039$	$0.807 \pm 0.039$	-0.08
$z_{re}$	$10.8 \pm 1.5$	$10.8 \pm 1.5$	0.00
$H_0$	$71.0 \pm 4.0$	$70.7 \pm 4.0$	-0.08

TABLE V: In the second column, we show the cosmological parameter constraints from mock Planck data. Simulation results combining the trispectrum with the Planck mock are shown in the third column.

Parameter	Planck	Planck + Tri.	$\Delta\sigma$
$\Omega_b h^2$	$0.02281 \pm 0.00016$	$0.02271 \pm 0.00018$	-0.62
$\Omega_c h^2$	$0.1122 \pm 0.0016$	$0.1132 \pm 0.0018$	0.63
$\theta$	$1.04095 \pm 0.00037$	$1.04084 \pm -0.00049$	-0.30
$n_s$	$0.9570 \pm 0.0042$	$0.9538 \pm 0.0047$	-0.75
$\log[10^{10} A_s]$	$3.211 \pm 0.017$	$3.224 \pm 0.020$	0.73
$\Omega_\Lambda$	$0.7330 \pm 0.0086$	$0.727 \pm 0.010$	-0.67
Age/GYr	$13.686 \pm 0.028$	$13.704 \pm 0.034$	0.65
$\Omega_m$	$0.2670 \pm 0.0086$	$0.273 \pm 0.010$	0.67
$\sigma_8$	$0.8071 \pm 0.0068$	$0.8113 \pm 0.0076$	-0.08
$z_{re}$	$10.395 \pm 0.071$	$10.447 \pm 0.081$	0.74
$H_0$	$71.12 \pm 0.76$	$70.62 \pm 0.86$	-0.67

TABLE VI: In the second column, we show the cosmological parameter constraints from mock CMBPol data. Simulation results combining the trispectrum with the CMBPol mock are shown in the third column.

Parameter	CMBPol	CMBPol + Tri.	$\Delta\sigma$
$\Omega_b h^2$	$0.02292 \pm 0.00013$	$0.02279 \pm 0.00016$	-1.01
$\Omega_c h^2$	$0.1111 \pm 0.0014$	$0.1126 \pm 0.0017$	1.09
$\theta$	$1.04111 \pm 0.00028$	$1.04110 \pm 0.00044$	-0.52
$n_s$	$0.9603 \pm 0.0036$	$0.9558 \pm 0.0044$	-1.23
$\log[10^{10} A_s]$	$3.198 \pm 0.015$	$3.216 \pm 0.018$	1.19
$\Omega_\Lambda$	$0.7392 \pm 0.0072$	$0.7309 \pm 0.0091$	-1.15
Age/GYr	$13.663 \pm 0.023$	$13.689 \pm 0.031$	1.11
$\Omega_m$	$0.2608 \pm 0.0072$	$0.2691 \pm 0.0091$	1.09
$\sigma_8$	$0.8026 \pm 0.0057$	$0.8088 \pm 0.0071$	-0.08
$z_{re}$	$10.336 \pm 0.059$	$10.410 \pm 0.073$	1.25
$H_0$	$71.69 \pm 0.65$	$70.95 \pm 0.79$	-1.15

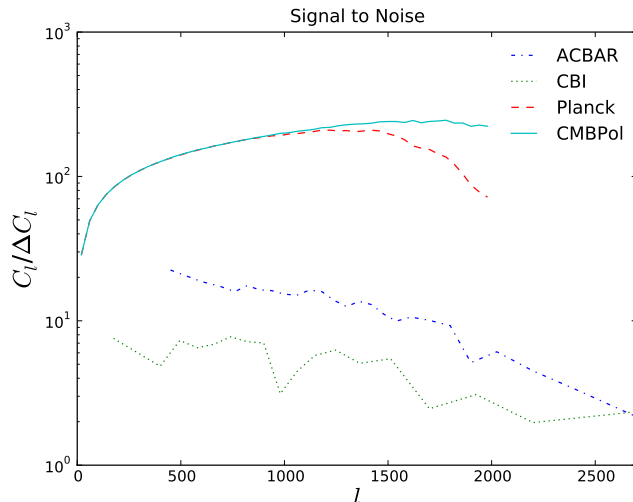


FIG. 7: Signal to noise ratio for each considered experiment.

therefore possible that non-Gaussian effects are partly responsible for the inconsistency of the scaling parameter with unity, and future data sets with less noise on small angular scales are required to determine this.

### C. Mock Runs

In order to understand the extent to which the trispectrum impacts the cosmological parameters in a prospective survey with less noise, we created TT mock datasets assuming the best fit WMAP5 cosmological parameters, with the optical depth fixed at  $\tau = 0.087$ , and with noise properties consistent with Planck’s 143 GHz channel. Instead of considering cross-correlations, we only use the diagonal entries of the binned covariance matrix.

Table V shows the results of the Planck mock simulation. Since Planck has significantly less noise at high  $l$ , the trispectrum effects on the cosmological parameters is more apparent. Almost all parameter estimates are shifted by at least  $0.5\sigma$ , with some by as much as  $0.7\sigma$ . The confidence regions of the most extreme shifts are seen in Fig. 8. Moreover, the  $1\sigma$  parameter constraints weaken by up to 20%. Thus, the trispectrum has a significant impact for measuring the cosmological parameters in experiments with a noise-level comparable to that of Planck on small angular scales.

Furthermore, in anticipation of CMBPol [29], which should have noise an order of magnitude less than Planck, we have carried out a mock CMBPol run. The results of this run are seen in Table VI. For surveys with noise level comparable to that of CMBPol, non-Gaussian contributions in the trispectrum weaken the parameter constraints by up to 30%, and bias the values for most of the considered parameters by as much as  $1\sigma$ . This represents an appreciable bias, enforcing the need for non-Gaussian

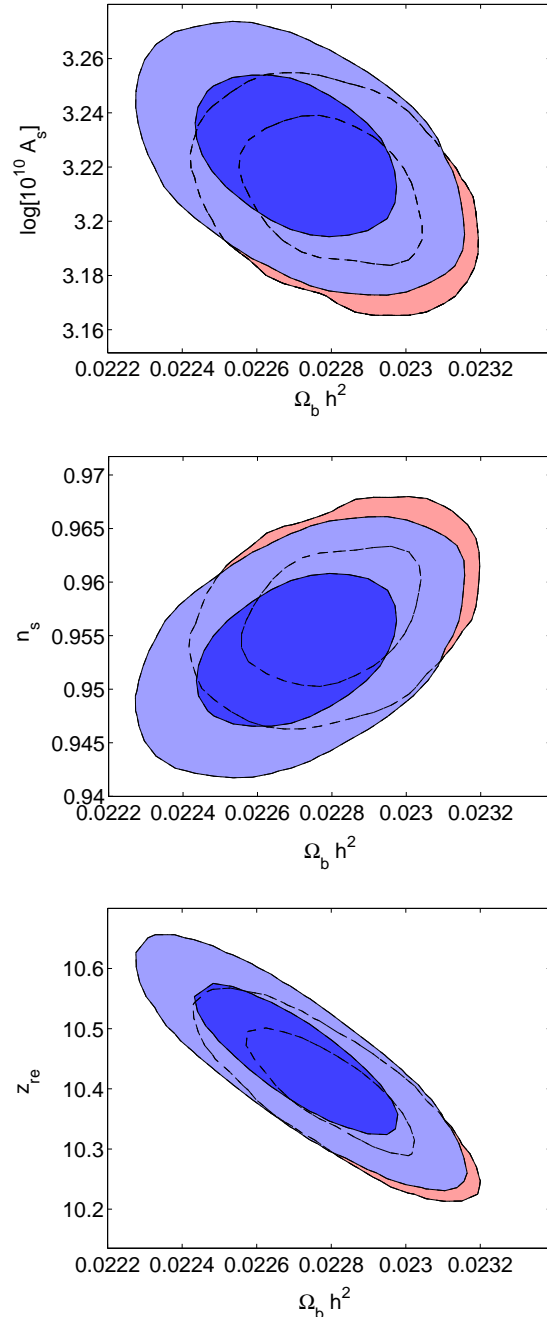


FIG. 8: The 68% and 95% confidence intervals showing shifts in cosmological parameters for the mock Planck run. These parameters are those with the most extreme shifts as seen in Table V plotted against  $\Omega_b h^2$ . The red regions are those without the trispectrum, whereas the blue regions are those with the trispectrum.

effects to be accounted for in a more complete analysis of the underlying cosmology.



#### IV. CONCLUSIONS

Secondary non-Gaussianities from weak lensing, ISW effect, and SZ effect in the trispectrum have the potential to non-trivially shift the best estimates and weaken the constraints on the cosmological parameters in experiments with high enough sensitivity to physics on small angular scales. Although recent experiments such as ACBAR and CBI are too noisy for the trispectrum to become important at large multipoles, future surveys need to incorporate the trispectrum to avoid biases in their parameter estimations. We show that parameters constrained by Planck would be biased by  $\lesssim 0.7\sigma$  and constraints weakened by  $\lesssim 20\%$ . For the case of CMBPol, secondary non-Gaussianities lead to parameter biases on the order of  $1\sigma$ , as well as parameter degradations up to

30%.

We find the weak lensing scaling parameter to be consistent with unity at  $1.5\sigma$ . Non-Gaussian effects in the trispectrum push the best fit value even closer to unity. However, given that there is a discrepancy with the expected value, perhaps there is still new physics to be found.

#### Acknowledgments

We thank Eiichiro Komatsu for helpful discussions. J.S. and S.J. acknowledge support from pre-doctoral GAANN fellowships. This work was also supported by NSF AST-0645427.

- 
- [1] J. Dunkley *et al.* [WMAP Collaboration], *Astrophys. J. Suppl.* **180**, 306 (2009) [arXiv:0803.0586 [astro-ph]].
  - [2] C. L. Reichardt *et al.*, *Astrophys. J.* **694**, 1200 (2009) [arXiv:0801.1491 [astro-ph]].
  - [3] J. L. Sievers *et al.*, arXiv:0901.4540 [astro-ph.CO].
  - [4] W. Hu, *Phys. Rev. D* **62**, 043007 (2000) [arXiv:astro-ph/0001303].
  - [5] M. Zaldarriaga, *Phys. Rev. D* **62**, 063510 (2000) [arXiv:astro-ph/9910498].
  - [6] R. Scoccimarro, M. Zaldarriaga and L. Hui, *Astrophys. J.* **527**, 1 (1999) [arXiv:astro-ph/9901099].
  - [7] A. Cooray and W. Hu, *Astrophys. J.* **554**, 56 (2001) [arXiv:astro-ph/0012087].
  - [8] A. R. Cooray and W. Hu, *Astrophys. J.* **534**, 533 (2000) [arXiv:astro-ph/9910397].
  - [9] D. N. Spergel and D. M. Goldberg, *Phys. Rev. D* **59**, 103001 (1999) [arXiv:astro-ph/9811252].
  - [10] M. Zaldarriaga and U. Seljak, *Phys. Rev. D* **59**, 123507 (1999) [arXiv:astro-ph/9810257].
  - [11] H. V. Peiris and D. N. Spergel, *Astrophys. J.* **540**, 605 (2000) [arXiv:astro-ph/0001393].
  - [12] R. K. Sachs and A. M. Wolfe, *Astrophys. J.* **147**, 73 (1967).
  - [13] R. A. Sunyaev and Y. B. Zeldovich, *Mon. Not. Roy. Astron. Soc.* **190**, 413 (1980).
  - [14] A. Cooray, *Phys. Rev. D* **65**, 063512 (2002) [arXiv:astro-ph/0110415].
  - [15] E. Calabrese, A. Slosar, A. Melchiorri, G. F. Smoot and O. Zahn, *Phys. Rev. D* **77**, 123531 (2008) [arXiv:0803.2309 [astro-ph]].
  - [16] E. Komatsu and U. Seljak, *Mon. Not. Roy. Astron. Soc.* **336**, 1256 (2002) [arXiv:astro-ph/0205468].
  - [17] A. Jenkins *et al.*, *Mon. Not. Roy. Astron. Soc.* **321**, 372 (2001) [arXiv:astro-ph/0005260].
  - [18] D. J. Eisenstein and W. Hu, *Astrophys. J.* **511**, 5 (1997) [arXiv:astro-ph/9710252].
  - [19] D. Limber, *Astrophys. J.* **119**, 655 (1954).
  - [20] E. Komatsu and U. Seljak, *Mon. Not. Roy. Astron. Soc.* **327**, 1353 (2001) [arXiv:astro-ph/0106151].
  - [21] A. Lewis and A. Challinor, *Phys. Rept.* **429**, 1 (2006) [arXiv:astro-ph/0601594].
  - [22] M. Zaldarriaga and U. Seljak, *Phys. Rev. D* **58**, 023003 (1998) [arXiv:astro-ph/9803150].
  - [23] E. Calabrese, A. Cooray, M. Martinelli, A. Melchiorri, L. Pagano, A. Slosar and G. F. Smoot, arXiv:0908.1585 [astro-ph.CO].
  - [24] A. Cooray, *Phys. Rev. D* **64**, 063514 (2001) [arXiv:astro-ph/0105063].
  - [25] A. Lewis and S. Bridle, *Phys. Rev. D* **66**, 103511 (2002) [arXiv:astro-ph/0205436].
  - [26] A. Lewis, A. Challinor and A. Lasenby, *Astrophys. J.* **538**, 473 (2000) [arXiv:astro-ph/9911177].
  - [27] E. Komatsu *et al.* [WMAP Collaboration], *Astrophys. J. Suppl.* **180**, 330 (2009) [arXiv:0803.0547 [astro-ph]].
  - [28] A. Lewis and S. Bridle, *Phys. Rev. D* **66**, 103511 (2002) [arXiv:astro-ph/0205436].
  - [29] D. Baumann *et al.* [CMBPol Study Team Collaboration], *AIP Conf. Proc.* **1141**, 10 (2009) [arXiv:0811.3919 [astro-ph]].