

Ram pressure stripping of disk galaxies in galaxy clusters

E. Roediger*

Jacobs University Bremen, PO Box 750 561, 28725 Bremen

Received 11 August 2009, accepted 11 Nov 2005

Published online later

Key words galaxies: clusters: general – galaxies: evolution – galaxies: ISM – galaxies: spiral – intergalactic medium

While galaxies move through the intracluster medium of their host cluster, they experience a ram pressure which removes at least a significant part of their interstellar medium. This ram pressure stripping appears to be especially important for spiral galaxies: this scenario is a good candidate to explain the differences observed between cluster spirals in the nearby universe and their field counterparts. Thus, ram pressure stripping of disk galaxies in clusters has been studied intensively during the last decade. I review advances made in this area, concentrating on theoretical work, but continuously comparing to observations.

© 2009 WILEY-VCH Verlag GmbH & Co. KGaA, Weinheim

1 Introduction

Galaxies populate different environments, ranging from the field, characterised by a low galaxy number volume density, to densely populated clusters. In nearby clusters, especially cluster spiral galaxies differ from their counterparts in the field in a number of properties (see also the extensive review by Boselli & Gavazzi 2006 and references therein):

- cluster galaxies are HI deficient compared to their field counterparts. The deficiency increases towards the cluster centre. Spatially resolved studies reveal that the HI deficiency is caused by a truncation of the gas disks. While the HI disks of field spirals typically extend beyond the optical disks, the opposite is true for HI deficient spirals.
- Luminous cluster spirals have, on average, a lower star formation rate (SFR). The suppression of star formation (SF) goes hand in hand with HI deficiency. Spatially resolved studies reveal that e.g. the H α disks are also truncated.
- Cluster spirals tend to be redder than field spirals, also indicating less active SF.
- An increased 20 cm radio continuum intensity suggests an increase in magnetic field (MF) strength by factor of 2-3 compared to field spirals.
- late-type galaxies follow more radial orbits and tend to have higher velocities than early-type galaxies, which suggests they are free-falling into cluster.

The global contents of molecular gas seems to be comparable between field and cluster spirals, the investigation of the global dust contents is difficult and still controversial.

All taken together, these observations suggests that one or more processes in cluster environments remove gas from

galaxies or make them consume their gas, which leads to a subsequent decrease of SF activity and hence change in colour. A number of processes are suspected to be responsible: Larson et al. (1980) suggested the starvation scenario: With a moderate SFR, a typical spiral galaxy consumes its disk gas within a few Gyr. Dense environments cut the disk galaxies off its external gas supply, e.g. their halos, and thus SF ceases. Tidal interactions or mergers are more common in galaxy group environments, and have a profound impact on the affected galaxies. In clusters, encounters between galaxies happen at a much higher velocity, thus the interaction time is much shorter. Nonetheless, Moore et al. (1996 1998) showed that harassment, the repeated high velocity encounters combined with the tidal field of the cluster, can affect cluster galaxies in the desired way. Finally, galaxy groups and clusters do not only contain galaxies, but also the intragroup or intracluster medium (ICM). Especially cluster galaxies pass through this medium at high velocity, typically slightly supersonic (Faltenbacher & Diemand 2006), and thus experience a substantial ram pressure (RP) on their gas disks (or gas halos). By comparing the average gravitational restoring force working on the gas disk to the RP expected in massive clusters like Coma, Gunn & Gott (1972, hereafter GG72) estimated that typical spirals should have their gas pushed out by the ICM head wind. Thus, the idea of ram pressure stripping (RPS) was born.

Naturally, RPS is relevant not only for disk galaxies in clusters, but in a variety of contexts, e.g. for elliptical galaxies (e.g. Lucero et al. 2005; McCarthy et al. 2008) and dwarf galaxies in clusters and groups, and even dwarf galaxies in the gaseous halos of giant galaxies (e.g. the Large Magellanic Cloud, Mastropietro et al. 2008; Mastropietro 2009; Haghi et al. 2009).

By comparing the different processes, Boselli & Gavazzi (2006) concluded that RPS is the best candidate to explain the observed differences between field and cluster

* Corresponding author: e-mail: e.roediger@jacobs-university.de

spirals in the nearby universe. As shown below, RPS is able to remove gas from a galaxy in the desired way, the SFR and colour change in the aftermath. Besides being able to explain the trends in global properties, several galaxies are known to show detailed characteristics expected for RPS candidates (Sect. 4).

RPS of disk galaxies in clusters was subject to intensive studies during the last decade. In this review, I will focus on recent work dedicated to RPS of massive disk galaxies in galaxy clusters. The emphasis is put on theoretical work, though I will frequently compare the theoretical results to observations. I will start by summarising the results of basic theoretical work in Sec. 2. Subsequent sections deal with different extensions to the basics in the effort to arrive at a coherent picture. Sec. 10 will summarise the current status.

2 Basic theory: the gas removal process

2.1 The Gunn&Gott criterion for the stripping radius

In the simplest picture, the amount of gas lost from a galaxy's disk is determined by the competing forces of RP and gravitational restoring force. The case where the disk galaxy moves face-on through the ICM is easiest to access: Consider a disk galaxy in cylindrical coordinates, (R, Z) . In order to determine the restoring force for a given disk radius, R , one needs to find the gravitational acceleration in Z -direction, a_Z , i.e. perpendicular to the disk. For a symmetrical potential, a_Z directly in the disk plane is zero. Thus, for a given R , one can move up from the disk in Z -direction and find the maximum of a_Z for this R . Multiplying this maximum gravitational restoring acceleration, $a_{Z\max}(R)$, with the gas disk's surface density, $\Sigma(R)$, yields the gravitational restoring force per unit area,

$$f_{\text{grav}}(R) = a_{Z\max}(R) \cdot \Sigma(R) \quad (1)$$

at this disk radius R , which can now be compared to the RP. The restoring force per unit area is a decreasing function of disk radius. For a given RP, the radius at which the restoring force equals the RP is called stripping radius. Inside this radius, the galaxy's gravitation outweighs the RP and thus can prevent gas removal, outside this radius the RP wins and strips the gas away. This method for estimating the stripping radius is commonly called Gunn&Gott criterion (G&G criterion, for short), although it contains two important improvements compared to the original version of GG72: First, it is spatially resolved instead of being averaged over the whole galaxy. Second, the original calculation of the gravitational restoring force used the mass of the stellar disk only, whereas the method described above includes gravitational forces due to all components of the galaxy, i.e. disk, bulge and dark matter halo. Like the original version, it is restricted to galaxies moving face-on through the ICM.

The RP,

$$p_{\text{ram}} = \rho_{\text{ICM}} v_{\text{gal}}^2, \quad (2)$$

is determined by the density of the cluster gas, ρ_{ICM} , and the galaxy's velocity through this medium, v_{gal} . Thus, RPS is expected to be most effective near cluster centres, where both, ρ_{ICM} and v_{gal} , are highest.

2.2 Early simulations

The first RPS simulations were dedicated to the removal of gas replenished by stars from elliptical galaxies (Gisler 1976; Lea & Young 1976; Shaviv & Salpeter 1982; Takeda et al. 1984; Gaetz et al. 1987; Portnoy et al. 1993; Balsara et al. 1994).

The first simulations of disk galaxies (Farouki & Shapiro 1980; Toyama & Ikeuchi 1980) investigated whether RPS can convert gas rich spirals into gas poor S0. Despite low resolution and the restriction to two dimensions, already these simulations agreed that for typical cluster conditions RPS can strip typical spirals severely or completely, and that stripping works at the outer parts of the disk first.

2.3 Systematic studies

Later work (Abadi et al. 1999; Schulz & Struck 2001; Marcolini et al. 2003; Roediger & Hensler 2005; Roediger & Brüggen 2006) performed more systematic studies at higher resolution, both, in 2D and 3D. Simulations were done mostly for massive disk galaxies, but also for dwarfs (Marcolini et al. 2003), and mostly for ICM conditions representative for cluster centres, but also for low RP environments (Roediger & Hensler 2005; Roediger & Brüggen 2006; Marcolini et al. 2003). The key question was to test the G&G criterion for the stripping radius. Generally, for face-on geometries, this simple criterion does a good job.

Studying galaxies inclined w.r.t. the orbit requires 3D simulations. Test cases were included by Abadi et al. (1999); Quilis et al. (2000); Schulz & Struck (2001). Marcolini et al. (2003) performed a systematic study for dwarfs, Roediger & Brüggen (2006) for giants. The common result is that inclination does not have a significant influence unless the galaxy moves close to edge-on. Mass loss in face-on stripping (defined as inclination 0°) up to an inclination of 60° is very similar. The inclination is relevant mostly for medium RPs, that strip a galaxy severely, but leave some gas in the inner part of the disk. Strong RPs that strip a face-on galaxy completely, also strip an edge-on moving galaxy, although on a somewhat longer timescale. Weak RPs that hardly affect a face-on galaxy, neither strip an edge-on galaxy. The most prominent influence of inclination is that stripping of inclined galaxies makes the gas disk asymmetric (Roediger & Brüggen 2006).

2.4 Timescales: ram pressure stripping as a multistage process

More recent simulations (Schulz & Struck 2001; Marcolini et al. 2003; Roediger & Hensler 2005; Roediger & Brüggen 2006) which were run for longer than 100 Myr, revealed that

RPS is actually a multi-stage process. The first stage could be called RP pushing: here the RP pushes the disk gas from disk radii larger than the stripping radius. This displacement happens on short timescales of a few 10 Myr.

However, the gravitational potential of a galaxy is deep and extends beyond the disk region. Consequently, accelerating the displaced disk gas to escape velocity requires an ongoing RP. Unbinding the disk gas from the galactic potential takes a few 100 Myr.

In addition to the gas removal due to the RP, grid simulations can resolve the Kelvin-Helmholtz (KH) instability that is expected to work continuously on the gas disk's surface. Gas loss due to this continuous or turbulent-viscous stripping (Nulsen 1982) happens at a much lower rate ($\lesssim 1M_{\odot} \text{ yr}^{-1}$) and thus becomes evident in long-time simulations only.

2.5 Common conventions and simplifications

The "classic" RPS as proposed by GG72 happens only during the first of the phases described in the previous section, it is the same as the RP pushing. In recent years, also the complete multistage process is referred to as RPS. Alternatively, the complete process is called gas stripping or ICM-ISM interaction (ISM for interstellar medium).

Simulations are mostly done in the galaxy rest frame, where the motion of the galaxy through the cluster translates into an ICM wind flowing past the galaxy. Therefore, the equation for the RP often reads $\rho_{\text{ICM}} v_{\text{ICM}}^2$, where the ICM wind velocity, v_{ICM} , replaces the galaxy's orbital velocity.

Different methods are used to model the ICM-ISM interaction. The simplest are particle codes, where the RP is included as an additional force on gas particles. Hydrodynamical simulations utilise either smoothed particle hydrodynamics (SPH) or grid codes. Each method has its strengths and problems (e.g. Agertz et al. 2007; Tasker et al. 2008).

Although the RP varies along the orbit through a cluster, the first step was to use constant ICM wind. This simplification was used by all work discussed in this Sec. 2. The second important simplification is that of a homogeneous gas disk, although the interstellar medium (ISM) of real disk galaxies is highly inhomogeneous. On the observational side, the first indication regarding the gas contents was the observation that many cluster spirals have truncated gas disks. The homogeneous gas disks in the simulations are commonly meant to be comparable to the diffuse HI disks.

The next sections describe different extensions to this basic work.

3 Varying ram pressure during cluster passage

When a galaxy passes through a galaxy cluster, both, its orbital speed and the ICM density surrounding it, increase towards the cluster centre and decrease after centre passage. Consequently, the temporal RP profile is peaked.

An obvious step to improve the basic simulations is to make the ICM wind vary accordingly. For elliptical galaxies, this was attempted since the 70ies (Lea & Young 1976; Takeda et al. 1984; Acreman et al. 2003), although with restrictions to 2D, low resolution and radial orbits. Toniazzo & Schindler (2001) modelled the passage of an elliptical galaxy on a rosetta-like orbit through a Coma-like cluster in 2.5D.

The constant ICM wind simulations for disk galaxies suggest interesting effects. Given that it takes a few 100 Myr to accelerate the gas displaced in the RP pushing phase enough to become unbound from the galaxy's potential, a short enough RP peak may be unable to unbind all gas, but a fraction of the displaced gas could fall back to the disk. This would mean a deviation from the G&G criterion.

Such a fallback indeed takes place in the simulations of Vollmer et al. (2001), who were the first to model RPS of a disk galaxy in a varying RP. In this work, the gas disk was modelled by a sticky-particle code. The RP was included as an additional acceleration on particles at the upstream side of the galaxy. This description cannot capture hydrodynamic effects like underpressure in the wake, eddies, or KH instabilities. The orbits through the cluster were approximated to be purely radial, i.e. the RP does not vary in direction, allowing to use of an analytical temporal RP profile. The model cluster is tailored to resemble the Virgo cluster. As Virgo is very compact, the RP peak is rather short. In this case, stripping becomes a distinct event, and indeed displaced gas falls back to the disk when the RP ceases. The authors propose that this feature is useable to distinguish between ongoing and recent stripping.

Roediger & Brüggén (2007, hereafter RB07) and Jáchym et al. (2007) were the first to study the cluster passage with full 3D hydrodynamic simulations. The SPH simulations of Jáchym et al. (2007); Jáchym et al. (2009) concentrated on galaxies orbiting on purely radial orbits through rather compact, Virgo-like clusters and thus also found RPS to be a distinct event, leading to backfall of displaced gas.

The grid simulations of RB07 were dedicated to a compact cluster (comparable to Virgo, though not as compact) and an extended, Coma-like cluster. These simulations were conducted in the cluster rest frame. While most of the cluster is covered in a low resolution grid, the adaptive grid always refines highly on the moving galaxy (see Fig. 1). In the galaxy's wake, the resolution was kept on the 1-2 kpc level, allowing a study of RPS tails (see Sec. 5). Only at distances to the galaxy larger than 100 kpc, derefinement was enforced to limit computational costs. Despite the lower resolution at larger distances from the galaxy, this method even allows to track the distribution of the stripped gas through the cluster. In this more general case studied in these simulations, no backfall of gas specifically after core passage is seen. Only in case of a very rapid increase of RP, the gas loss is somewhat delayed compared to the expectation of a time-dependent G&G criterion. One reason may be that the cluster studied by Vollmer et al. is more compact than the

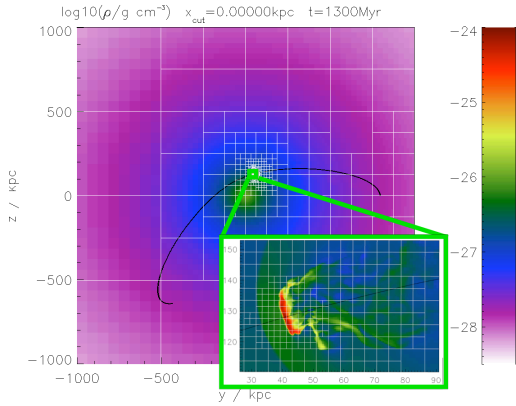


Fig. 1 RPS simulation of RB07, RB08. Slice through the computational grid in the orbital plane, showing the colour-coded gas density. The background picture shows the whole cluster, the inset zooms on the galaxy. White boxes show blocks of 8^3 grid cells. The galaxy was resolved with 250 pc.

ones studied by RB07, another may well be the differing numerical methods.

A comparison of the simulated mass loss history with a time-dependent version of the G&G criterion revealed that this simple criterion is a reasonable approximation in the obvious situation: while the galaxy falls into the cluster, the galaxy should not move near edge-on, and the RP should not increase too rapidly. Otherwise simulations and analytical estimate differ (Fig. 2). Moreover, the mass loss due to KH stripping in long low RP or edge-on periods is not captured by the G&G criterion.

Considering RP histories for various orbits in the two clusters reveals interesting implications for the cluster galaxy population (RB07): The constant ICM wind simulations distinguished strong ($\gtrsim 10^{-10}$ erg cm $^{-3}$), medium ($\sim 10^{-11}$ erg cm $^{-3}$), and weak ($\lesssim 10^{-12}$ erg cm $^{-3}$) RP regimes, where a typical massive spiral (rotation velocity 200 km s $^{-1}$) would be stripped completely, seriously (say down to a few kpc gas disk radius) or just marginally. In realistic clusters, no orbits with only weak RPs are possible. Even in the compact cluster on orbits with large impact parameters, a galaxy experiences at least a medium RP. In order to move on a more circular orbit, a galaxy needs to have a higher orbital velocity, which results in a medium RP despite a low ICM density. For radial orbits, the high central ICM density together with the high central velocity nearly always leads to complete stripping. Especially in the extended, Coma-like cluster, typical spirals are stripped completely before even reaching the cluster centre. Brüggén & De Lucia (2008) investigated RP histories of cluster galaxies in more detail by analysing the Millenium Simulation (Springel et al. 2005), finding that about one quarter of galaxies in massive clusters are currently subject to strong RP, and more than 64% of current cluster members have experienced strong RPs since they fell into their host cluster.

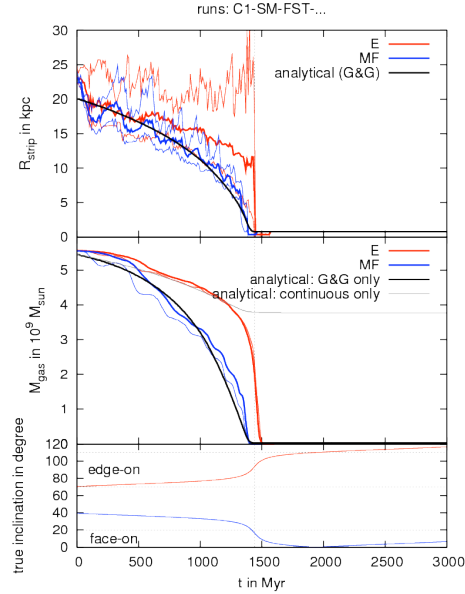


Fig. 2 Evolution of the gas disk radius (top, thick lines) and the gas mass (middle) during a cluster passage. The bottom panel displays the evolution of the true inclination, that is, the angle between the galaxy's rotation axis and the direction of motion. The red and blue lines are for two galaxies with different inclination. The thick black line is the estimate from the G&G criterion. For the galaxy moving at medium to face-on inclination, the G&G criterion describes the mass loss history well, for the edge-on galaxy it does not. The thin lines in the top panel show the maximum and minimum radius of the gas disk at each time. The edge-on galaxy is asymmetric, the other is not. From RB07.

4 Studies on individual galaxies

4.1 Observable signatures of ram pressure stripping

The main impact of RPS on a disk galaxy is the truncation of its gas disk down to the stripping radius, whereas the stellar and dark matter components are left completely unaffected. In contrast, gravitational interactions tend to influence all components of the involved galaxies. Thus, an undisturbed stellar disk combined with a truncated gas disk is commonly interpreted as a sign that this galaxy has suffered RPS. Additionally, the stripped gas should form a tail on the downstream side of the galaxy and thus make it possible to determine the galaxy's direction of motion. Rotation curves and 2D velocity fields of the remaining gas disks are expected to be only weakly affected by RPS, and only in near edge-on cases (Kronberger et al. 2008b).

4.2 Examples

Especially Vollmer et al. (1999 - now, for a summary see Vollmer 2009) have done extensive work in observing candidate galaxies deeply in HI, radio and other wavelengths. Additionally, they modelled each candidate with a sticky par-

title code (Vollmer et al. 2001), aiming at disentangling each galaxy's PRS history and stage. The authors stress that this aim cannot be reached by comparing projected gas density maps alone, but velocity information is essential. Although this method is applied successfully to a number of galaxies, one needs to keep in mind that the applied numerical method lacks some essential physics. E.g. the fallback of not fully stripped gas after core passage is used as a criterion to distinguish ongoing and recent RPS, the use of this criterion is not supported by hydrodynamical simulations (RB07).

The (incomplete) list of examples given here contains members of Virgo, the most nearby and hence best-studied cluster. This list focusses on the remaining (gas) disks, RPS tails are discussed in Sec. 5.

NGC4522 is one of the best-studied RPS candidates, data in many wavebands is available. All wavebands detecting ISM (HI: Kenney et al. 2004), H α : Kenney & Koopmann 1999; Vollmer et al. 2000, CO: Vollmer et al. 2008, (polarised) radio continuum: Vollmer et al. 2004b, far infrared: Murphy et al. 2009; Wong & Kenney 2009) consistently show a gas disk truncated at 3 kpc disk radius, whereas the stellar disk is mainly undisturbed (Fig. 3). Moreover, significant fractions of extraplanar H α and HI are found, suggesting a tail of 3kpc length. The polarised radio continuum suggests compression of the ISM at the upstream edge. From optical and UV data, Crowl & Kenney (2006) show that the SF just outside the stripping radius ceased just ~ 100 Myr ago, after a modest star burst.

Comparing sticky particle+MF advection (see Sec. 7) simulations to these observations, Vollmer et al. (2006) conclude that this galaxy currently suffers RPS, or has experienced the RP maximum just 50 Myr ago.

Thus, NGC4522 appears to be a textbook example of RPS. However, the needed RP to produce the observed stripping is unusually high given the large cluster-centric distance (800 kpc) of this galaxy. Kenney et al. (2004) and Vollmer et al. (2006) suggest that local enhancements in ICM density or bulk flows may be responsible for the enhanced RP at this galaxy's position, a plausible explanation, because the Virgo cluster is still in the stage of assembly. Investigations of cosmological simulations (Tonnesen & Bryan 2008; Ludlow et al. 2009) support this idea by revealing that at a given clustercentric distance, galaxies can experience RPs of a range up to or more than one order of magnitude, and that cluster galaxies can have unorthodox orbits.

NGC4402 shows a truncated HI and radio continuum disk. Moreover, ablation of dense clouds seems to be at work (see Crowl et al. 2005 and references therein).

NGC4430 shows truncated HI (Chung et al. 2007), H α , near UV, IR and radio continuum, and radio deficit at the

upstream edge (Abramson & Kenney 2009). From simulations, Vollmer (2009) suggests pre-peak stripping. No significant enhancement of SF is found, and only very little SF in the tail.

NGC4569 was studied extensively by Boselli et al. (2006) and others (e.g. Wilson et al. 2009; Chyży et al. 2006; Vollmer et al. 2004a). Also for this galaxy data at many wavelengths is available. From multi-wavelength data, Boselli et al. (2006) date the removal of the outer gas disk to to have happened 100 to a few 100 Myr, in agreement with the dynamical model of Vollmer et al. (2004a).

5 Ram pressure tails

Whereas the physical picture for the gas removal appears to have converged, the fate of the stripped gas is less clear, both from theoretical and observational point of view.

5.1 Theoretical work

First theoretical attempts were again made for elliptical galaxies (Stevens et al. 1999; Toniazzo & Schindler 2001; Acreman et al. 2003), predicting weak, but observable X-ray wakes. The basic studies on disk galaxies naturally see the stripped gas forming a tail on the galaxy's downstream side.

Studies aiming at the morphology of the tails, however, need to consider a number of issues generally not included in the work discussed so far: (i) Studying the tail requires a larger volume in full 3D to be simulated with sufficient resolution, which causes higher computational expenses for both, SPH and grid simulations, and thus was not done in most cases. (ii) The tail structure will depend on the RP history. (iii) The tail structure will depend on additional physical properties of ICM and ISM, like viscosity, thermal conduction, cooling, self-gravity, SF, and MFs. Approaches so far have realised only subsets of these requirements.

The first study dedicated to RP wakes (Roediger et al. 2006) found flaring tails of stripped gas, which must however be interpreted very carefully, as a constant ICM wind was used. The subsequent simulations (RB07, Roediger & Brüggem 2008b, hereafter RB08) modelled the passage of a galaxy through a cluster in a 3D adaptive grid code (Fig. 1). Assuming that the simulated gas disk is HI gas and remains so after stripping, mock HI maps can be produced (Fig. 4). For a sensitivity limit of $\sim 10^{19} \text{ cm}^{-2}$ in projected gas density, typical tail lengths are 40 kpc. Such long tails are seen even at large distances (0.5 to 1 Mpc) from the cluster centre. Tail length and density are not necessarily largest in the cluster centre, where the RPs is strongest. Higher RP causes a higher gas loss per time. However, higher RPs are also accompanied by high velocities. Consequently, the stripped gas is distributed over a larger volume. The mass loss per orbital length, which depends on RP and orbital velocity, determines density and (observable) length of the tail.

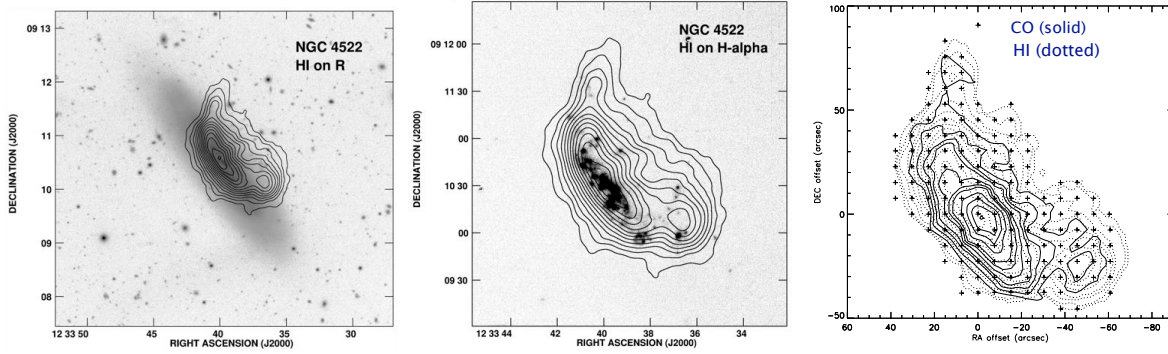


Fig. 3 Textbook example NGC4522: an undisturbed stellar disk, but truncated HI disk and extraplanar gas. The $H\alpha$ and CO disk are truncated consistently with HI. Stellar disk: R-band, greyscale in left panel. HI: contours in left and middle, dotted right panel. $H\alpha$: greyscale middle panel. CO: solid contours in right panel. (Left and middle from Kenney et al. 2004, right from Vollmer et al. 2008).

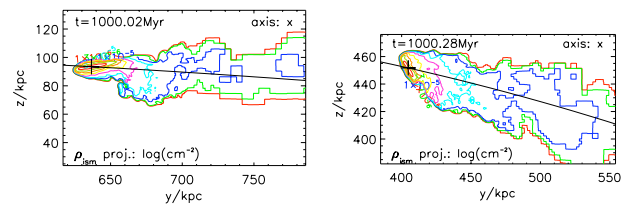


Fig. 4 Simulated RPS tails (RB08): projected gas density contours. Contour spacing is logarithmic, half an order of magnitude per step. The cyan coloured (the 4th from outside) contour corresponds to $\sim 2 \cdot 10^{19} \text{ cm}^2$. The black line marks the orbit.

Using an SPH code including gas cooling and recipes for SF, but a constant ICM wind, Kapferer et al. (2009) also produce mock observations. Their simulated tails tend to be very long, up to a few 100 kpc. Part of the gas in the tail continues to cool and form dense knots and stars all along the tail.

Although the current simulations seem to be able to reproduce aspects of the observations (see below), they should be interpreted cautiously. E.g. the physics of SF itself is not yet fully understood, and the relevance of MFs and transport processes remains to be investigated.

5.2 Comparison to Observations

Also the observational situation remains unclear. Given the many galaxies with truncated HI disks, at least some HI in tails or simply distributed through the clusters could be expected. However, this gas is not found easily. Vollmer & Huchtmeier (2007) searched the vicinity of a number of known RPS candidates deeply and found no more HI than already known. A blind HI survey (Kent et al. 2007; Gavazzi et al. 2008) found only a handful HI clouds unassociated with galaxies. One of them could be interpreted as RP stripped gas (Kent et al. 2009). A deep targeted survey of Virgo spirals (Chung et al. 2007) found HI tails for galaxies

at distances between 0.6 and 1 Mpc from the cluster centre. Comparable cases were found in the simulations of RB08, which showed a similar structure in projected gas density, but generally the simulated wakes show a much more turbulent wake than observed. At first glance, long tails at such large cluster-centric distances are surprising, because RPS is strongest near the clusters centre. However, as discussed above, the observability of the tail depends on the gas loss per orbital length, not RP alone. As also discussed above, galaxies at a given cluster-centric radius can experience a whole range of RPs, so these examples could be fast-moving galaxies.

Near NGC4388, a Virgo spiral, Oosterloo & van Gorkom 2005 observe a 120 kpc long HI cloud that appears to be, at first glance, a RPS tail. However, neither the tail structure in the HI image nor the velocity structure along the tail can be explained by the current simulations (RB08). Whether this means that this tail is not RP induced or the simulations are insufficient, remains to be seen.

In addition to HI tails, there are only very few galaxies that have X-ray (Wang et al. 2004; Sun et al. 2006), $H\alpha$ (Gavazzi et al. 2001; Sun et al. 2007a; Yagi et al. 2007) or radio tails (e.g. Gavazzi et al. 1995). These tails tend to be rather long (several 10 kpc), and extremely narrow (< 10 kpc) and straight. Moreover, especially the X-ray tails seem to be rare: Sun et al. (2007b) have searched for additional cases in the Chandra and XMM data of 62 galaxy clusters and did not find any. The few known X-ray and $H\alpha$ tails are generally much narrower and much straighter than the simulated tails. Thus, additional physics like a viscous ICM, the influence of cooling and tidal effects may be needed to explain the observations.

6 Ram pressure stripping of a multiphase interstellar medium and the effect on star formation

It is commonly argued that RP stripped galaxies will also cease to form stars and thus subsequently become dead and red, because the galaxy has lost its gas reservoir, which would be needed for further SF activity. However, the simulations discussed so far mostly dealt with the diffuse gas phases of the ISM (diffuse HI, ionised) only. A realistic ISM is highly inhomogeneous and contains also HI and molecular clouds. As stars form in molecular clouds, the link from loss of diffuse gas to SF quenching has to be made very carefully via a multiphase ISM.

Modelling RPS of a multiphase gas disk poses quite a challenge. A variety of physical processes needs to be included: heating and cooling of the ISM, self-gravity, SF and stellar feedback, MFs. An enormous range of spatial scales needs to be resolved, starting from subparsecs to resolve molecular clouds, the sites for SF, to at least 100 kpc, the size of RP tails. Given that the process of SF itself is still a matter of ongoing research (e.g. Bate 2009; Price & Bate 2009; Krumholz et al. 2009), and given limits for computational expenses, current simulations can only be approximations.

The question of RPS of a multiphase ISM has two sides: how does RPS differ between a homogeneous gas disk and an inhomogeneous one, and how is the multiphase ISM and thus the galaxy's SFR affected by RPS.

6.1 Gas loss from a multiphase disk

The first-glance expectation for the first question is that an inhomogeneous disk will be stripped more easily, because the ICM wind blows away the low surface density parts of the disk, creating holes. This in turn enlarges the surface of the disk, which is more vulnerable to KH instabilities. RPS should be more efficient. However, in the light of non-linear internal dynamics of ISM, one could argue towards an opposite answer: The increasing ICM pressure (static+RP) may compress ISM clouds, increasing surface density, making them harder to strip. Also MFs may prevent KH instabilities. A first attempt to find an answer by simulations was done by Quilis et al. (2000), who artificially cut holes into an otherwise smooth gas disk. No cooling was included, thus the disk is stripped more easily. A more advanced attempt was made by Tonnesen & Bryan (2009), who modeled an inhomogeneous ISM including self-gravity, cooling, and heating, with a resolution of 40 pc. Low surface density gas is stripped easily from any radius, although the overall mass loss does not differ much from models with a smooth disk. Interpreting the morphology of the remaining gas disk had to be done carefully, as runs with different resolutions lead to different results.

Answering this question observationally is rather difficult, as for no galaxy the true velocity w.r.t. the ICM is known.

6.2 Effect of ram pressure stripping on star formation

All observations and simulations agree that at outer disk radii, where the diffuse gas is stripped, also SF ceases. Although the stars form in dense clouds, the internal dynamics of the ISM connect the cloudy and diffuse phase and thus SF to the diffuse phase.

For the remaining disk, the answer is not so easy. The first-glance expectation is that the high ICM pressure leads to compression of the ISM and thus increased SF. Earlier work (Fujita & Nagashima 1999; Bekki & Couch 2003) indicates an increase in SFR by a factor of a few. A similar or even stronger effect is seen by Kronberger et al. (2008a) and Kapferer et al. (2008 2009), who utilise an SPH code including cooling and standard recipes for SF and stellar feedback. Interestingly, stars are also formed in the stripped gas. However, their model galaxies experience a constant RP. Thus, the evolution of the SFR in a varying RP is still an open question.

Observations do not give a clear answer, either. A study on H α properties of Virgo spirals (Koopmann & Kenney 2004ab; Koopmann et al. 2006; Koopmann & Kenney 2006) suggests that the SF in the outer disks, where gas was stripped, ceases, whereas the SFR in the remaining inner disk is moderately enhanced. However, other observations do not find an increased SF despite clear RPS signatures (NGC4330 Abramson & Kenney 2009).

7 Magnetic fields

7.1 Magnetic fields in spiral galaxies

Evidence for MFs comes mainly from (polarised) radio continuum emission (i.e. synchrotron emission of cosmic ray electrons spiralling around MFs) and Faraday rotation measurements. The total intensity of the radio continuum reveals the total strength of the MF in the plane of the sky. The polarised intensity and the polarisation angle reveal the strength and structure of regular fields in the plane of the sky. The observation of MFs is still very difficult, but huge improvements in the quality of the data is expected from the next generation of radio telescopes, e.g. LOFAR (Low Frequency ARray), and SKA (Square Kilometer Array).

Typically, spiral galaxies have a regular and a tangled MF component (Beck 2005ab; Beck 2007 and references therein). The typical total field strength is around 10 μ G. The strength of resolved regular fields is a few μ G. The regular field follows the galactic plane and the spiral arms, although it is slightly offset. There are also examples of regular fields that follow the interarm regions. Occasionally, MFs sticking out of the galactic plane are found, usually they are associated with supernovae outbursts and galactic winds. The MF in (gas) spiral arms is mostly tangled.

It seems to be connected to the turbulence induced by SF. The origins of galactic MFs are not fully understood. A frequently discussed explanation comes from dynamo models, where a seed field is amplified (see e.g. review by Kulsrud 2005 and references therein). They can explain a toroidal-like regular field to some degree.

7.2 Magnetic fields in clusters

In the ICM, evidence for MFs comes from Faraday rotation measurements, inverse Compton scattering of cosmic microwave background photons, and radio halos. Typical MF strengths are a few μG (Enßlin et al. 2005; Feretti & Johnston-Hollitt 2004, and references therein). There is some evidence that fields are intermittent and turbulent with auto-correlation lengths of a few kpc in cluster centres and a few 10 kpc in cluster outskirts. Also here, the MFs are probably closely linked to ICM turbulence.

Besides direct measurements, there is plenty of indirect evidence for the existence of MFs in the ICM. E.g. bubbles rising buoyantly in the ICM seem to be more stable than predicted by purely hydrodynamical simulations. Viscosity or MFs with coherence lengths larger than the bubble size could stabilise them by preventing hydrodynamical instabilities (Reynolds et al. 2005; Ruszkowski et al. 2007).

7.3 Magnetic fields and ram pressure stripping

In interacting galaxies, MFs trace regions of gas compression, strong shear motions, and enhanced turbulence (Beck 2005a). Such motions can be caused by tidal interactions as well as interaction with the ICM.

Typical features of RPS candidates are asymmetrical distributions of the polarised radio intensity, with polarisation maxima at the upwind side of the galaxy (Weżgowiec et al. 2007; Vollmer et al. 2007 and references therein). Thus, the MFs contain information about the velocity components in the plane of the sky, which is not accessible otherwise. Moreover, distorted MF configurations have been found in galaxies that show no other traces of interactions. Thus, MFs could be either sensitive even to weak RPs that leave no other observable traces, or they may remember distortions that happened several 100 Myr ago (Otmianowska-Mazur & Vollmer 2003; Weżgowiec et al. 2007).

The question of MFs and RPS again has two sides: The influence of RPS on MFs in spirals is addressed in a series of papers based on the method described in Otmianowska-Mazur & Vollmer (2003). First, RPS of a disk galaxy is modelled by the sticky particle method of Vollmer et al. (2001). In a manner of post-processing, the initial galaxy is given a toroidal MF, which is then evolved by solving the induction equation with an MHD grid code using the velocity fields produced by the sticky particle code. Thus, the MF is advected along with the gas, but no effect of the MF on the dynamics of the gas is taken into account. Despite problems in mapping between the particle and grid code,

this method can explain successfully the enhanced polarised radio contours found at the upstream edge of RPS galaxies (Weżgowiec et al. 2007; Vollmer et al. 2007). This procedure is applied to a number of RPS candidates (e.g. NGC4522: Vollmer et al. 2006, NGC4654; Soida et al. 2006ba, NGC4254: Chyży et al. 2006; Chyży 2008)

Simulations of the motion of a gas cloud through a magnetised ICM show the effect of draping (Lyutikov 2006; Jones et al. 1996; Dursi & Pfrommer 2008; Asai et al. 2004 2005 2007; Ruszkowski et al. 2007): the MF is swept up and wrapped around the cloud, suggesting that MFs will also have an influence on the stripping of disk galaxies.

A self-consistent approach is still missing.

8 Intracluster medium properties

The ICM is an ionised medium, where protons and electrons have differing mean free paths. Strictly speaking, they should be treated as two different fluids. Portnoy et al. (1993) investigated the differences between two-fluid and single fluid treatments for RPS of elliptical galaxies and found differences in the temperature structure of the wake.

Due to the strong temperature dependence of the viscosity and the high ICM temperature, in the unmagnetised case, the ICM becomes highly viscous, so that flows on scales of galaxies should be viscous. Also based on observations of the Perseus cluster, it has been suggested by Fabian et al. (2003ab), that viscosity may play an important role in dissipating energy injected by the central AGN. Circumstantial evidence for the presence of significant ICM viscosity is also provided by an examination of the morphology of H α filaments in the Perseus cluster. Several of the filaments appear to trace well-defined arcs which argues against the presence of strong turbulence in the ICM core, possibly resulting from the action of viscosity.

On the other hand, even weak MFs lead to a tiny proton gyroradius, which results in a very efficient suppression of transport processes like viscosity and thermal conduction. If the fields are tangled (Clarke 2004; Enßlin et al. 2005) on small enough scales, also a fluid description is justified, and the macroscopic viscosity may be greatly reduced.

In summary - the properties of the ICM are poorly constrained (McNamara & Nulsen 2007). In order to study the possible impact of a viscous ICM on RPS, Roediger & Brüngen (2008a) simulated stripping of a disk galaxy in an ICM of various viscosities. Including viscosity requires a very small timestep, hence these simulations were done in 2D. The stripping radius and amount of lost gas was not affected by the viscosity. However, as expected, the more viscous the ICM, the smoother the tail of stripped gas. The 2D restriction prohibits, however, a detailed interpretation of the tail structure.

9 Enrichment of the intracluster medium by ram pressure stripping

The gas lost from a RP stripped galaxy becomes part of the ICM, enriching the ICM with metals. One or more of such enrichment processes are expected to take place, because the ICM is not primordial but has metallicities of 1/3 to 1/2 solar. Besides RPS, also galactic winds, outflows from active galactic nuclei, and intracluster stars contribute to the enrichment. Simulations (see recent reviews by Schindler & Diaferio 2008; Borgani et al. 2008) find that these enrichment processes lead to an inhomogeneous metal distribution. E.g. RPS preferably pollutes cluster centres, whereas galactic outflows can be suppressed by the high ICM pressure in centres and are more effective in the outskirts. On top of the radial variation of the metallicity in clusters, both, observations and simulations (see review by Werner et al. 2008), show a rich substructure of clumps and filaments. Apparently, the lost gas is not mixed with the ICM immediately. According to the simulations, no proposed enrichment process can produce all observed metals, a combination of processes is needed. The upcoming generation of X-ray observatories will be able to produce highly resolved metallicity maps, which will help to constrain and understand the various gas removal processes.

10 Discussion and summary

Early work as well as more recent simulations agree that in many situation the gas removal from disk galaxies by RP can be approximated well by the simple analytical G&G criterion (Sec. 2.1). The estimate works best for galaxies moving face-on, and still gives reasonable results for inclinations deviating up to 60° from the face-on case. It fails for near-edge on symmetries. Even a time-dependent version of the G&G criterion can be applied to galaxies experiencing a varying RP along their orbits through a cluster, unless the cluster is very compact (Sec. 2). Hence, RPS seems to be able to explain the truncated gas disks found in many cluster spirals (Sec. 4). When RPS removes the gas from the outer part of a galactic disk, also SF ceases in the stripped parts. This is a plausible idea, and finds general observational support.

Beyond these basics, there is a number of recently studied but still unsolved aspects:

- Several studies (observational and theoretical) suggest that RP causes an enhancement in SF activity in the remaining gas disk (Sects. 4, 6). However, contradicting observations exist, and theoretical work needs confirmation due to the complex nature of SF physics.
- RPS should produce gas tails behind the stripped galaxies. Some examples are observed, but current simulations cannot explain the properties of the tail satisfactorily (Sec. 5).

- The difficulties with the RP tails could arise due to missing physics in the models. First extensions towards including MFs (Sec. 7) and transport processes (Sec. 8) are made, but need improvement. Further issues include the temperature and ionisation structure inside the tails.

Advances in these open questions will also assist other astrophysical topics: The understanding of the tails of RP stripped galaxies will require the inclusion of additional physics, most likely ICM transport processes and MFs. In turn, success in this question will also help to understand and constrain ICM properties, which are relevant for a variety of other phenomena, e.g. the interaction between AGN jets and the ICM. The question of enhanced SF activity due to RP may be used as a test case to check our understanding of SF in a special situation.

Acknowledgements. ER thanks Marcus Brüggén for stimulating discussions and helpful comments, and acknowledges the support of the DFG under grant BR2026/3 within the DFG Priority Programme 1177 ‘Galaxy Evolution’ and the supercomputing grants NIC 2195 and 2256 by the John-Neumann Institut Jülich.

References

- Abadi, M. G., Moore, B., & Bower, R. G. 1999, MNRAS, 308, 947
- Abramson, A. & Kenney, J. D. P. 2009, in K. Sheth, A. Noriega-Crespo, J. Ingalls and R. Paladini, eds., *The Evolving ISM in the Milky Way and Nearby Galaxies*, published online at <http://ssc.spitzer.caltech.edu/mtgs/ismevol/>, E15
- Acreman, D. M., Stevens, I. R., Ponman, T. J., & Sakellou, I. 2003, MNRAS, 341, 1333
- Agertz, O., Moore, B., Stadel, J., et al. 2007, MNRAS, 380, 963
- Asai, N., Fukuda, N., & Matsumoto, R. 2004, ApJ, 606, L105
- Asai, N., Fukuda, N., & Matsumoto, R. 2005, Adv.Space Res., 36, 636
- Asai, N., Fukuda, N., & Matsumoto, R. 2007, ApJ, 663, 816
- Balsara, D., Livio, M., & O’Dea, C. P. 1994, ApJ, 437, 83
- Bate, M. R. 2009, MNRAS, 397, 232
- Beck, R. 2005a, in LNP, Vol. 664, *Cosmic Magnetic Fields*, ed. R. Wielebinski & R. Beck (Verlag: Springer Verlag), 41
- Beck, R. 2005b, in *The magnetized plasma in galaxy evolution*, ed. K. T. Chyzy, K. Otmianowska-Mazur, M. Soida, & R.-J. Dettmar, 193
- Beck, R. 2007, in EAS Publications Series, Vol. 23, *Sky Polarisation at Far-Infrared to Radio Wavelengths: The Galactic Screen before the Cosmic Microwave Background*, ed. M. Miville-Deschenes & F. Boulanger, 19
- Bekki, K. & Couch, W. J. 2003, ApJ, 596, L13
- Borgani, S., Fabjan, D., Tornatore, L., et al. 2008, Space Sci. Rev., 134, 379
- Boselli, A., Boissier, S., Cortese, L., et al. 2006, ApJ, 651, 811
- Boselli, A. & Gavazzi, G. 2006, PASP, 118, 517
- Brüggén, M. & De Lucia, G. 2008, MNRAS, 383, 1336
- Chung, A., van Gorkom, J. H., Kenney, J. D. P., & Vollmer, B. 2007, ApJ, 659, L115
- Chyzy, K. T. 2008, A&A, 482, 755
- Chyzy, K. T., Soida, M., Bomans, D. J., et al. 2006, A&A, 447, 465
- Clarke, T. E. 2004, JKAS, 37, 337

- Crowl, H. H. & Kenney, J. D. P. 2006, *ApJ*, 649, L75
- Crowl, H. H., Kenney, J. D. P., van Gorkom, J. H., & Vollmer, B. 2005, *AJ*, 130, 65
- Dursi, L. J. & Pfrommer, C. 2008, *ApJ*, 677, 993
- Enßlin, T. A., Vogt, C., & Pfrommer, C. 2005, in *The magnetized plasma in galaxy evolution*, ed. K. T. Chyzy, K. Otmianowska-Mazur, M. Soida, & R.-J. Dettmar, 231
- Fabian, A. C., Sanders, J. S., Allen, S. W., et al. 2003a, *MNRAS*, 344, L43
- Fabian, A. C., Sanders, J. S., Crawford, C. S., et al. 2003b, *MNRAS*, 344, L48
- Faltenbacher, A. & Diemand, J. 2006, *MNRAS*, 369, 1698
- Farouki, R. & Shapiro, S. L. 1980, *ApJ*, 241, 928
- Feretti, L. & Johnston-Hollitt, M. 2004, *NAR*, 48, 1145
- Fujita, Y. & Nagashima, M. 1999, *ApJ*, 516, 619
- Gaetz, T. J., Salpeter, E. E., & Shaviv, G. 1987, *ApJ*, 316, 530
- Gavazzi, G., Boselli, A., Mayer, L., et al. 2001, *ApJ*, 563, L23
- Gavazzi, G., Contursi, A., Carrasco, L., et al. 1995, *A&A*, 304, 325
- Gavazzi, G., Giovanelli, R., Haynes, M. P., et al. 2008, *A&A*, 482, 43
- Gisler, G. R. 1976, *A&A*, 51, 137
- Gunn, J. E. & Gott, J. R. 1972, *ApJ*, 176, 1 (GG72)
- Haghi, H., Zonoozi, A. H., & Rahvar, S. 2009, *New Astr.*, 14, 692
- Jáchym, P., Köppen, J., Palouš, J., & Combes, F. 2009, *A&A*, 500, 693
- Jáchym, P., Palouš, J., Köppen, J., & Combes, F. 2007, *A&A*, 472, 5
- Jones, T. W., Ryu, D., & Tregillis, I. L. 1996, *ApJ*, 473, 365
- Kapferer, W., Kronberger, T., Ferrari, C., Riser, T., & Schindler, S. 2008, *MNRAS*, 389, 1405
- Kapferer, W., Sluka, C., Schindler, S., Ferrari, C., & Ziegler, B. 2009, *A&A*, 499, 87
- Kenney, J. D. P. & Koopmann, R. A. 1999, *AJ*, 117, 181
- Kenney, J. D. P., van Gorkom, J. H., & Vollmer, B. 2004, *AJ*, 127, 3361
- Kent, B. R., Giovanelli, R., Haynes, M. P., et al. 2007, *ApJ*, 665, L15
- Kent, B. R., Spekkens, K., Giovanelli, R., et al. 2009, *ApJ*, 691, 1595
- Koopmann, R. A., Haynes, M. P., & Catinella, B. 2006, *AJ*, 131, 716
- Koopmann, R. A. & Kenney, J. D. P. 2004a, *ApJ*, 613, 866
- Koopmann, R. A. & Kenney, J. D. P. 2004b, *ApJ*, 613, 851
- Koopmann, R. A. & Kenney, J. D. P. 2006, *ApJS*, 162, 97
- Kronberger, T., Kapferer, W., Ferrari, C., Unterguggenberger, S., & Schindler, S. 2008a, *A&A*, 481, 337
- Kronberger, T., Kapferer, W., Unterguggenberger, S., Schindler, S., & Ziegler, B. L. 2008b, *A&A*, 483, 783
- Krumholz, M. R., McKee, C. F., & Tumlinson, J. 2009, *ApJ*, 699, 850
- Kulsrud, R. M. 2005, in *LNP*, Vol. 664, *Cosmic Magnetic Fields*, ed. R. Wielebinski & R. Beck (Verlag: Springer Verlag), 69
- Larson, R. B., Tinsley, B. M., & Caldwell, C. N. 1980, *ApJ*, 237, 692
- Lea, S. M. & Young, D. S. D. 1976, *ApJ*, 210, 647
- Lucero, D. M., Young, L. M., & van Gorkom, J. H. 2005, *AJ*, 129, 647
- Ludlow, A. D., Navarro, J. F., Springel, V., et al. 2009, *ApJ*, 692, 931
- Lytikov, M. 2006, *MNRAS*, 373, 73
- Marcolini, A., Brighenti, F., & D'Ercole, A. 2003, *MNRAS*, 345, 1329
- Mastropietro, C. 2009, in *The Magellanic System: Stars, Gas, and Galaxies*, *IAU Proc.*, 256, 117
- Mastropietro, C., Burkert, A., & Moore, B. 2008, *Publications of the Astronomical Society of Australia*, 25, 138
- McCarthy, I. G., Frenk, C. S., Font, A. S., et al. 2008, *MNRAS*, 383, 593
- McNamara, B. R. & Nulsen, P. E. J. 2007, *ARA&A*, 45, 117
- Moore, B., Katz, N., & Lake, G. 1996, *ApJ*, 457, 455
- Moore, B., Lake, G., & Katz, N. 1998, *ApJ*, 495, 139
- Murphy, E. J., Kenney, J. D. P., Helou, G., Chung, A., & Howell, J. H. 2009, *ApJ*, 694, 1435
- Nulsen, P. E. J. 1982, *MNRAS*, 198, 1007
- Oosterloo, T. & van Gorkom, J. 2005, *A&A*, 437, L19
- Otmianowska-Mazur, K. & Vollmer, B. 2003, *A&A*, 402, 879
- Portnoy, D., Pistinner, S., & Shaviv, G. 1993, *ApJS*, 86, 95
- Price, D. J. & Bate, M. R. 2009, eprint arXiv, 0904, 4071
- Quilis, V., Moore, B., & Bower, R. 2000, *Science*, 288, 1617
- Reynolds, C. S., McKernan, B., Fabian, A. C., Stone, J. M., & Vernaleo, J. C. 2005, *MNRAS*, 357, 242
- Roediger, E. & Brüggen, M. 2006, *MNRAS*, 369, 567
- Roediger, E. & Brüggen, M. 2007, *MNRAS*, 380, 1399 (RB07)
- Roediger, E. & Brüggen, M. 2008a, *MNRAS*, 388, L89
- Roediger, E. & Brüggen, M. 2008b, *MNRAS*, 388, 465 (RB08)
- Roediger, E., Brüggen, M., & Hoeft, M. 2006, *MNRAS*, 371, 609
- Roediger, E. & Hensler, G. 2005, *A&A*, 433, 875
- Ruszkowski, M., Enßlin, T. A., Brüggen, M., Heinz, S., & Pfrommer, C. 2007, *MNRAS*, 378, 662
- Schindler, S. & Diaferio, A. 2008, *Space Sci. Rev.*, 134, 363
- Schulz, S. & Struck, C. 2001, *MNRAS*, 328, 185
- Shaviv, G. & Salpeter, E. E. 1982, *A&A*, 110, 300
- Soida, M., Otmianowska-Mazur, K., Chyży, K., & Vollmer, B. 2006a, *A&A*, 458, 727
- Soida, M., Otmianowska-Mazur, K., Chyży, K. T., & Vollmer, B. 2006b, *AN*, 327, 503
- Springel, V., White, S. D. M., Jenkins, A., et al. 2005, *Nature*, 435, 629
- Stevens, I. R., Acreman, D. M., & Ponman, T. J. 1999, *MNRAS*, 310, 663
- Sun, M., Donahue, M., & Voit, G. M. 2007a, *ApJ*, 671, 190
- Sun, M., Jones, C., Forman, W., et al. 2006, *ApJ*, 637, L81
- Sun, M., Jones, C., Forman, W., et al. 2007b, *ApJ*, 657, 197
- Takeda, H., Nulsen, P. E. J., & Fabian, A. C. 1984, *MNRAS*, 208, 261
- Tasker, E. J., Brunino, R., Mitchell, N. L., et al. 2008, *MNRAS*, 390, 1267
- Toniazzo, T. & Schindler, S. 2001, *MNRAS*, 325, 509
- Tonnesen, S. & Bryan, G. L. 2008, *ApJ*, 684, L9
- Tonnesen, S. & Bryan, G. L. 2009, *ApJ*, 694, 789
- Toyama, K. & Ikeuchi, S. 1980, *Progr.Theor. Phys.*, 64, 831
- Vollmer, B. 2009, *A&A*, 502, 427
- Vollmer, B., Balkowski, C., Cayatte, V., van Driel, W., & Huchtmeier, W. 2004a, *A&A*, 419, 35
- Vollmer, B., Beck, R., Kenney, J. D. P., & van Gorkom, J. H. 2004b, *AJ*, 127, 3375
- Vollmer, B., Braine, J., Pappalardo, C., & Hily-Blant, P. 2008, *A&A*, 491, 455
- Vollmer, B., Cayatte, V., Balkowski, C., & Duschl, W. J. 2001, *ApJ*, 561, 708

- Vollmer, B., Cayatte, V., Boselli, A., Balkowski, C., & Duschl, W. J. 1999, A&A, 349, 411
- Vollmer, B. & Huchtmeier, W. 2007, A&A, 462, 93
- Vollmer, B., Marcelin, M., Amram, P., et al. 2000, A&A, 364, 532
- Vollmer, B., Soida, M., Beck, R., et al. 2007, A&A, 464, L37
- Vollmer, B., Soida, M., Otmianowska-Mazur, K., et al. 2006, A&A, 453, 883
- Wang, Q. D., Owen, F., & Ledlow, M. 2004, ApJ, 611, 821
- Werner, N., Durret, F., Ohashi, T., Schindler, S., & Wiersma, R. P. C. 2008, Space Sci. Rev., 134, 337
- Weźgowiec, M., Urbanik, M., Vollmer, B., et al. 2007, A&A, 471, 93
- Wilson, C. D., Warren, B. E., Israel, F. P., et al. 2009, ApJ, 693, 1736
- Wong, O. I. & Kenney, J. D. P. 2009, in K. Sheth, A. Noriega-Crespo, J. Ingalls and R. Paladini, eds., The Evolving ISM in the Milky Way and Nearby Galaxies, published online at <http://ssc.spitzer.caltech.edu/mtgs/ismevol/>, E66
- Yagi, M., Komiyama, Y., Yoshida, M., et al. 2007, ApJ, 660, 1209