

Enhanced Dynkin diagrams and Weyl orbits I

E. B. Dynkin and A. N. Minchenko

May 28, 2018

Contents

1	Introduction	3
1.1	D-diagrams	3
1.2	Enhancement of D-diagrams	4
1.3	Weyl orbits	4
1.4	Δ -systems and Δ -diagrams	5
1.5	Mosets	6
1.6	Core groups	7
1.7	Weyl orbits in ADE systems	8
1.8	Historical notes	9
1.9	Organization of the paper	10
1.10	Basic diagrams	11
2	Roots and diagrams	13
2.1	Root systems	13
2.2	On Weyl group	14
2.3	Automorphisms of root systems and automorphisms of diagrams . . .	16
2.3.1	Weyl group and automorphisms of D-diagrams	16
2.3.2	Automorphisms of extended D-diagrams	16
2.3.3	Elementary transformations of π -systems	18
2.3.4	Transformations $\Psi_\alpha(\Lambda) = \text{ort}(\alpha \Lambda)$	18
3	Δ-systems and Δ-diagrams of ADE systems	19
3.1	Completion	19
3.2	Δ -systems and diagrams $\Delta(S)$	20
3.3	Richness of Δ -systems	21
4	Mosets and core groups	22
4.1	Mosets	22
4.2	Proof of Reduction Theorem	23
4.3	Strong richness of Δ -systems	24

4.4	Core groups	25
4.4.1	Core of D_n	28
4.4.2	Core of E_7	29
4.4.3	Core of E_8	30
5	Proof of Theorems 1.1 and 1.3	31
5.1	Proof of Part A	32
5.2	Proof of Part B	34
5.3	Proof of Theorem 1.3	34
6	Description of Weyl orbits	36
6.1	Case of D_n	36
6.2	Case of E_7	37
6.3	Case of E_8	38

Abstract

The structure of a semisimple Lie algebra G can be described in terms of its root system which is a finite set Σ in a Euclidean space. These systems play a fundamental role in the classical Killing-Cartan theory. The structure of G can be also characterized by a linearly independent subsystem Π of Σ — a simple root system. Introduced in [Dyn46] and [Dyn47] graphs describing simple root systems are widely used under the name Dynkin diagrams. In this paper we introduce an enhancement of these diagrams. Ingredients of enhanced graphs are the same as in Dynkin diagrams: some of nodes are connected by single, double or triple bonds. However nodes represent not single roots α but pairs $(\alpha, -\alpha)$. We call such pairs projective roots. We use enhanced diagrams to classify Weyl orbits in the space of subsets of Σ . A special role is played by subsets Λ with the property: $\alpha - \beta \notin \Sigma$ if $\alpha, \beta \in \Lambda$. The Weyl group W of G preserves the space \mathbb{P} of such sets, and its orbits in \mathbb{P} are in 1-1 correspondence with classes of conjugate regular semisimple subalgebras of G .

As another new tool we introduce maximal orthogonal subsets M of Σ . We call the subgroup of the Weyl group preserving M a core group of G . We represent the core group of E_7 as the group of linear transformations and the core group of E_8 as the group of affine transformations in the 3-dimensional linear space over the field \mathbb{Z}_2 . We use these representations and appropriate representations for the core groups of A_n, D_n, E_6 in our classification of Weyl orbits. For algebras B_n, C_n, G_2, F_4 additional considerations are needed. They will be the subject of Part II.

1 Introduction

1.1 D-diagrams

A class of isomorphic complex semisimple Lie algebras can be characterized by a finite set Σ in a Euclidean space called a root system. The set Σ can be embedded into G . Its span is the Cartan subalgebra H . To every $\alpha \in \Sigma$ there corresponds a root vector $e_\alpha \in G$. For every $\Lambda \subset \Sigma$ we denote by $G[\Lambda]$ the subalgebra of G generated by $e_\alpha, e_{-\alpha}$ where $\alpha \in \Lambda$. In particular, $G = G[\Sigma]$. Subalgebras $G[\Lambda]$ are called regular. They play a fundamental role in the classification of all semisimple subalgebras of semisimple Lie algebras [Dyn52b].

We use a coordinate system to introduce a lexicographic order in the real span of $\Sigma \subset H$. A root system Σ is the union of the *positive root system* Σ_+ and the *negative root system* Σ_- .

Simple roots are positive roots which are not the sums of two positive roots. To every Σ_+ there corresponds a set Π of simple roots which we call a *simple system*. It is convenient to describe a simple system by a graph with nodes representing roots and bonds representing pairs of nonorthogonal roots. The angle between such roots is equal to $2\pi/3$, $3\pi/4$ or $5\pi/6$. We connect the corresponding nodes by a single, double or triple bond and we use black nodes for shorter roots.¹

The diagrams describing irreducible simple systems and extended simple systems are presented on Figure 2. They are usually called *Dynkin diagrams* and *extended Dynkin diagrams*. We will use an abbreviation *D-diagrams*. Figures 2 and Figure 3 (describing enhanced D-diagrams) are presented at the end of this section.²

D-diagrams are in a 1-1 correspondence with classes of isomorphic semisimple Lie algebras. Connected diagrams correspond to simple algebras. There are four series of classical types $A_n, n \geq 1$, $B_n, n \geq 2$, $C_n, n \geq 2$, $D_n, n \geq 3$ and five exceptional types E_6, E_7, E_8, F_4, G_2 . An irreducible root system contains roots at most of two different lengths. For types A_n, D_n, E_n all roots are of the same lengths. Systems with all irreducible components of these types are called ADE systems.

D-diagrams and extended D-diagrams can be used for a description of any root set Λ with the property: $(\alpha, \beta) \leq 0$ for all distinct $\alpha, \beta \in \Lambda$. We call such sets *obtuse*. Besides simple systems this class contains also extended simple systems.

¹Here we follow the notation in [Dyn52b]. An alternative way is to mark bonds connecting a short and a long root by an arrow directed to a short root. The first method seems to be more preferable in our setting.

²Except the case of D_n , the numeration of simple roots is as in [Bou02]. An extended simple system contains in addition to simple roots the lowest root marked by 0.

1.2 Enhancement of D-diagrams

Suppose Σ is a root system. Denote by S the set of pairs $a = (\alpha, -\alpha)$ which we call *projective roots*.³ Projective root systems arise naturally in connection with regular semisimple subalgebras of semisimple Lie algebras. Indeed, a subalgebra $G[\Lambda]$ depends only on $L = \text{pr}(\Lambda)$ where the map $\text{pr} : \Sigma \rightarrow S$ is defined by the formula $\text{pr}(\alpha) = \text{pr}(-\alpha) = (\alpha, -\alpha)$. This justifies a notation $G[L]$.

Clearly, $\langle a, b \rangle = |(\alpha, \beta)|$ is independent of the choice of α, β . We say that a and b are orthogonal if $\langle a, b \rangle = 0$ and we apply a name *isometry* to a map preserving $\langle a, b \rangle$. For every $L \subset S$ we denote by $I(L, S)$ the class of all isometric embeddings of L into S .

To every $L \subset S$ there corresponds a graph with nodes representing elements of L . Like in D-diagrams, nodes with $\langle a, b \rangle \neq 0$ are connected by single, double or triple bonds. We call this graph the *diagram* of L . To every $\tilde{L} \subset L$ there corresponds a subdiagram obtained by eliminating all nodes in $L \setminus \tilde{L}$ and by keeping only bonds between the remaining nodes.

If Λ is obtuse, then the diagram of $L = \text{pr}(\Lambda)$ is isomorphic to the D-diagram of Λ .

1.3 Weyl orbits

Two linear groups act on a Lie algebra G : the group Aut of all automorphisms of G and the group Inn of inner automorphisms which is the maximal connected subgroup of Aut . A root system Σ of G is determined by a choice of Cartan subalgebra H . Elements of Inn preserving H induce on H linear transformations which preserve Σ and S . We denote these transformation groups by $W(\Sigma)$ and $W(S)$, and we drop Σ or S (simply write W) if our statement can be applied to both. Group W is called the *Weyl group*. We investigate orbits of W in the spaces of subsets Λ of Σ and S . We call them *Weyl orbits* or *W-orbits*. We write $\Lambda_1 \sim \Lambda_2$ and say that Λ_1 and Λ_2 are *conjugate*, or *W-equivalent*, if Λ_1 and Λ_2 belong to the same W -orbit, and we write $O_1 \succ O_2$ if $\Lambda_1 \supset \Lambda_2$ for some $\Lambda_1 \in O_1$ and $\Lambda_2 \in O_2$. The relation \succ determines a partial order between Weyl orbits.

To every class K of conjugate regular semisimple subalgebras \tilde{G} of G there corresponds a Weyl orbit O formed by the root systems of $\tilde{G} \in K$, and the natural partial order between classes K corresponds to the partial order between the orbits O . Simple systems Λ of every $\tilde{G} \subset G$ have the property: $\alpha - \beta \notin \Sigma$ for any $\alpha, \beta \in \Lambda$. We call linearly independent $\Lambda \subset \Sigma$ with this property π -systems and we denote the space of all π -systems by \mathbb{P} . We apply this notation also to the class of $L \subset S$ of pr-images of π -systems in Σ . A class of isometric π -systems is characterized by the corresponding D-diagram. Classes of conjugate regular subalgebras \tilde{G} are in a 1-1 correspondence with Weyl orbits in \mathbb{P} , and D-diagrams can be used as principal characteristics of

³Allusion to the description of points of a projective space as sets of proportional vectors in \mathbb{R}^n .

these orbits. As a rule to every D-diagram there corresponds a unique Weyl orbit. We call this case *normal*. An additional characteristic is introduced in the *special* (not normal) case. By using the projection $\text{pr} : \Sigma \rightarrow S$ we carry the definitions of Weyl orbits, π -systems, normal and special types on subsets of S .

We say that an irreducible component of $L \in \mathbb{P}$ is *significant* if it belongs to one of types A_{2k+1} with $k \geq 0$. The union of all significant components of L is called the *significant part* of L and the union of the rest of connected components is called its *insignificant part*. We apply the name significant to L without insignificant part and to W-orbits of significant L .

An important tool for classifying special orbits is the following

Theorem 1.1. *If S is an irreducible ADE system, then:*

A. Isometric $L_1, L_2 \in \mathbb{P}(S)$ are conjugate if and only if their significant parts are conjugate.

B. For S not of type D_n with $n > 6$, all special $L \in \mathbb{P}(S)$ are significant.

1.4 Δ -systems and Δ -diagrams

An enhanced D-diagram Δ of a simple Lie algebra G must contain as a subdiagram not only the D-diagram of G but also D-diagrams of all regular semisimple subalgebras of G . Moreover, Δ must represent a set Q which is *rich* in the following sense: every Weyl orbit in $\mathbb{P}(S)$ contains a subset of Q .

A simple system for A_n is rich and we can take it for Δ . This is not true for D_4 which is contained in any of systems D_n, E_6, E_7, E_8 . However the extended simple system \hat{D}_4 is rich. This is a motivation for the following definition. We say that $L \subset S$ is *complete* if it contains with any π -system D of type D_4 the extended π -system \hat{D} . The class of complete sets contains S and it is closed under intersections. We define the *completion* $cp(L)$ of L as the intersection of all complete $L' \supset L$.

We say that a subset of S is a Δ -system if it is the completion of a simple system of S . All Δ -systems are conjugate and therefore all of them have the same diagram which we denote $\Delta(S)$ and call Δ -*diagram* or *enhanced D-diagram* of S . Δ -diagrams are a principal instrument in our investigation of Weyl orbits. Since $\Delta(S)$ is rich, each class of conjugate projective root subsystems of S is represented by a subset of $\Delta(S)$.⁴ Orbits O_1, O_2 of $S_1, S_2 \subset S$ satisfy the condition: $O_1 \succ O_2$ if and only if there exist subsets $\Delta_1 \supset \Delta_2$ of $\Delta(S)$ representing $\Delta(S_1)$ and $\Delta(S_2)$.

Δ -diagrams of A_n, D_n, E_6, E_7, E_8 are presented on Figure 3. Each of these diagrams contains a corresponding D-diagram. We use boldface for its bonds. Δ -diagrams of D_{2m}, E_6 and E_8 contain also extended D-diagrams. An extra bond in each of them is shown in dashed boldface. Labels of nodes are chosen to make transparent their relation to the D-diagrams on Figure 2 as well as natural inclusions

⁴By abuse of notation, $\Delta(S)$ stands for a Δ -system as well.

between these types. To this end we use the labels from Figure 3 for a simple system of every S and we select in $\Delta(E_n)$ the same label for nodes corresponding to each other under the embeddings $E_6 \rightarrow E_7 \rightarrow E_8$. We follow the same principle for embeddings $D_n \rightarrow D_{n+1}$.

1.5 Mosets

In our investigation of ADE systems we widely use *maximal orthogonal subsets* M of the system S .⁵ We call them for short *mosets*.

Suppose $L \subset S$. We say that an orthogonal set $M \subset L$ is a moset in L if none element of $L \setminus M$ is orthogonal to M . All mosets of S are conjugate.

A special role belongs to mosets M in $L = \Delta(S)$ and in $L \in \mathbb{P}(S)$ with the properties (a) $L \setminus M$ is an orthogonal set; (b) $|L \setminus M| \leq |M|$.⁶ We call them *perfect mosets*. For every S we mark on Figure 3 a perfect moset M by using boldface for its nodes. Note that M is determined uniquely for A_{2m-1} , D_n , $n \geq 4$ and E_7 . For A_{2m} , E_6 and E_8 , the second perfect moset in $\Delta(S)$ is determined by not boldfaced nodes. All perfect mosets of L are conjugate. Examples of imperfect mosets: $\{1, 4\}$ in the simple system of A_4 ; $\{2\}$ in the simple system of A_3 .

Applications of mosets to the classification of Weyl orbits in S are based on the following results.

Suppose that $f_1, f_2 \in I(L, S)$. We write $f_1 \sim f_2$ and say that f_1 and f_2 are *equivalent* if $wf_1 = f_2$ for a $w \in W(S)$. We say that $K \subset L$ is a *support* of L if the condition $f_1|_K \sim f_2|_K$ implies that $f_1 \sim f_2$.⁷

Theorem 1.2. *Every $L \in \mathbb{P}(S)$ is supported by any of its perfect mosets.*

This is not true for root systems. Here is a substantial advantage of projective root systems.

The following modification of Theorem 1.2 is more convenient for applications. We call $L \in \mathbb{P}(S)$ *rigid* if, for any $L' \subset S$ isomorphic to L and for any their perfect mosets M_L and $M_{L'}$, the condition $M_L \sim M_{L'}$ implies $L \sim L'$. [Or, equivalently, $M_L = M_{L'}$ implies $L \sim L'$.] We say that a system S is rigid if all $L \in \mathbb{P}(S)$ are rigid.

Theorem 1.3. *All irreducible ADE systems S are rigid except D_n with $n > 6$.*

The role of perfect mosets is demonstrated also by the following result.

Theorem 1.4. *Every Weyl orbit in $\mathbb{P}(S)$ contains a set $L \subset \Delta(S)$ with the property: $M \cap L = M'$ for a perfect moset M in $\Delta(S)$ and a perfect moset M' in L .*

We call this property of $\Delta(S)$ the strong richness.

⁵We say that $L \subset S$ is orthogonal if its irreducible components consist of one element.

⁶We denote by $|Q|$ the cardinality of a set Q .

⁷ $f|_K$ stands for the restriction of f to K .

1.6 Core groups

Suppose that M is a moset of S . We use the name a *core of the Weyl group* or a *core of S* for the group of transformations induced on M by $w \in W$ preserving M . We denote this group W^M or $\mathbb{C}(S)$ to indicate explicitly its dependence either on M or on S . The core group is determined uniquely up to conjugacy in W . For any irreducible S it acts transitively on M .

The core group of A_n coincides with the group $\mathbb{S}(M)$ of all permutations of elements of M . To describe core groups for the rest of irreducible S it is convenient to modify the labeling of nodes.

For D_n it is reasonable to interpret labels used on Figure 3 as entries of a $m \times 2$ matrix

$$\begin{pmatrix} 1 & 3 & \dots & 2m-1 \\ 1' & 3' & \dots & (2m-1)' \end{pmatrix}. \quad (1.1)$$

Theorem 1.5. *The core W^M of $D_n, n \geq 4$, can be represented as the group of permutations of columns in the matrix (1.1) combined with transposition of the entries in some of columns. In the case of D_{2m} the number of such transpositions must be even.*

The core group W^M of E_6 is identical to $\mathbb{S}(M)$.

A unique perfect moset $M = \{2, 3, 5, 7, \ell_1, \ell_3, \ell_4\} \subset \Delta(E_7)$ consists of the midpoints of edges and the center of a tetrahedron T . On Figure 1 they are relabeled by triplets of digits 0 or 1. These labels represent all nonzero elements of the 3-dimensional linear space \mathbb{M} over the field \mathbb{Z}_2 of two elements. Let \mathbb{W} stand for the group $GL(3, \mathbb{Z}_2)$ of all invertible linear transformations of \mathbb{M} .

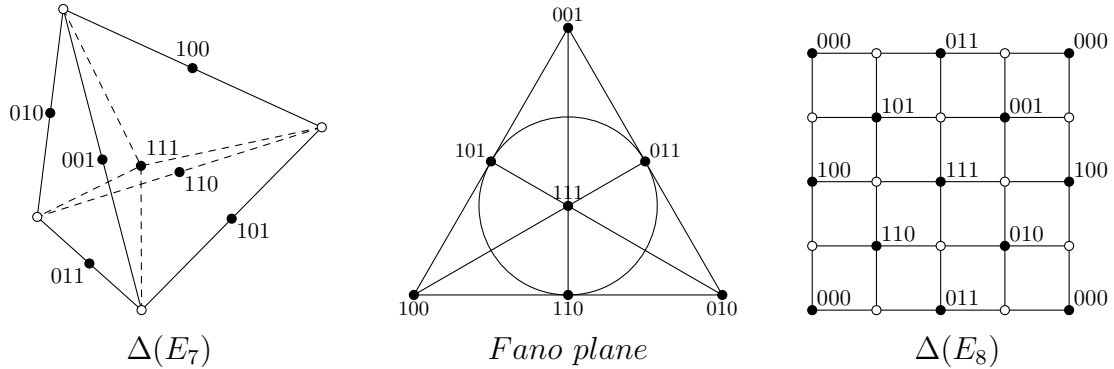


Figure 1: Diagrams $\Delta(E_7)$, $\Delta(E_8)$ and Fano plane

Note that distinct three elements of \mathbb{M} are linearly dependent if and only if their sum is equal to 0. Denote by \mathbb{L} the set of all such triplets. Their number is equal

to 7. $\mathbb{M} \setminus \{0\}$ can be interpreted as the projective plane with 7 points and 7 lines (the Fano plane). On Figure 1 we indicate both \mathbb{M} -labels and (in parentheses) the labels from Figure 3. Elements of \mathbb{L} are represented by lines, and \mathbb{W} is the group of transformations of \mathbb{M} preserving collinearity (the collineation group).

Seven lines of the Fano plane correspond to flat triplets of nodes in $\Delta(E_7)$. These are triplets on each of four faces T and triplets on each of three lines connecting midpoints of bonds without a common node (these three lines pass through the center of T). We prove:

Theorem 1.6. *The core of E_7 can be represented as the group \mathbb{W} of all invertible linear transformations of \mathbb{M} .*

[An implication of Theorem 1.6 is a description of the core group as the collineation group of the Fano plane.]

According to Figure 3, a moset $M = \{2, 3, 5, 7, \ell_1, \ell_3, \ell_4, \ell_5\}$ of E_8 is an extension of a moset \tilde{M} of E_7 by a node ℓ_5 . Figure 1 presents the Δ -diagram of E_8 with the labels of $\tilde{M} = \{2, 3, 5, 7, \ell_1, \ell_3, \ell_4\}$ taken from Figure 3 and the label ℓ_5 replaced by $(0, 0, 0)$. This way we get labeling by *all* elements of \mathbb{M} (including null). As before, we identify M with \mathbb{M} .

Theorem 1.7. *The core W^M of E_8 can be represented as the group of all affine transformations of \mathbb{M} (i. e., the group of all transformations $z \rightarrow Az + b$ where A is an invertible linear transformation and $b \in \mathbb{M}$).*

1.7 Weyl orbits in ADE systems

To classify Weyl orbits in $\mathbb{P}(S)$ we consider subdiagrams L of $\Delta(S)$ representing elements of $\mathbb{P}(S)$ [we call them π -diagrams] and we investigate which of them are normal and which of isomorphic special π -diagrams are conjugate. The general case can be easily reduced to the case of irreducible S . For $S = A_n$ and E_6 a solution is given by:

Theorem 1.8. *All Weyl orbits in A_n and E_6 are normal.*

In the case of D_n , we call a π -diagram $L \subset \Delta(D_n)$ *thin* if it contains no pair $\{i, i'\}$, and we call it *thick* if it is not thin. Thick diagrams of type $2A_1$ are conjugate and the same is true for type A_3 . We call them D_2 - and D_3 -diagrams because they can be interpreted as members of the series D_n corresponding to $n = 2$ and 3. The number of D_i -subdiagrams of L is denoted by $\delta_i = \delta_i(L)$. We call (δ_2, δ_3) the *tag* of L . We denote by $\omega(L)$ and we call the *width* of a diagram L the minimal value of k such that L is contained in a diagram of type D_k . Thin significant diagrams of width n are called *distinguished*. Such diagrams exist only if n is even.

Theorem 1.9. *Every class of isomorphic distinguished diagrams consists of two W -orbits transformed into each other by any automorphism τ_i of $\Delta(D_n)$ transposing i*

and i' and not moving the rest of nodes. In all other cases isomorphic π -diagrams are conjugate if and only if they have the same tag.

For E_7 and E_8 the results can be described in terms of the space \mathbb{M} . Denote the sum of all elements of $Q \subset \mathbb{M}$ by $\eta(Q)$ and assign to Q a parity 0 if $\eta(Q) = 0$ and a parity 1 if $\eta(Q) \neq 0$. To every $L \subset S$ there corresponds a subsystem S_L of S generated by L and we define the parity of L as the parity of $\mathbb{M}_L \subset \mathbb{M}$ representing a moset M_L of S_L . Note that the parity does not depend on the choice of L within one Weyl orbit and on the choice of M_L . The same is true for $|M_L|$ which we call the *charge* of L .

Theorem 1.10. *In the case of E_7 every special orbit belongs to one of three types*

$$A_5, A_3 + A_1, 3A_1 \tag{1.2}$$

with charge 3 or to one of types

$$A_5 + A_1, A_3 + 2A_1, 4A_1 \tag{1.3}$$

with charge 4. Each of these types consists of two Weyl orbits: one with parity 0 and the other with parity 1. Both orbits of charge 3 can be represented by thin subdiagrams of any D_6 -subdiagram of $\Delta(E_7)$ (for instance, of $L = \{2, 3, 4, 5, 6, 7\}$. A similar representation, with $D_6 + A_1$ (for instance, $L + \{\ell_4\}$) substituted for L , is possible for orbits of charge 4.

Theorem 1.11. *All special $L \in \mathbb{P}(E_8)$ belong to one of five types*

$$A_7, A_5 + A_1, 2A_3, A_3 + 2A_1, 4A_1 \tag{1.4}$$

with charge 4. To each of these types there correspond two Weyl orbits: one with parity 0 and the other with parity 1. Both orbits can be represented by subdiagrams of any D_8 -subdiagram of $\Delta(E_8)$ (for instance, of $L = \{2, 3, 4, 5, 6, 7, 8, \ell_5\}$.⁸

1.8 Historical notes

An initial motivation for investigating subalgebras of Lie algebras was the problem of a classification of primitive transformation groups posed by S. Lie and solved by him in spaces of 1, 2 and 3 dimensions. The case when the group is not semisimple was examined by V. V. Morozov in 1939.

Investigating of semisimple subalgebras in arbitrary Lie algebras can be reduced to studying such subalgebras in semisimple algebras. For classical algebras A_n, B_n, C_n, D_n semisimple subalgebras were studied by Malcev [Mal44]. The case of exceptional

⁸See for detail Tables 5 and 6 which demonstrates transparently the partial order between special orbits.

algebras G_2, F_4, E_6, E_7, E_8 was treated by Dynkin [Dyn52b]. A principal step in this treatment was the classification of all regular semisimple subalgebras. For every simple algebra G , a list of elements $\Lambda_1, \dots, \Lambda_m$ of \mathbb{P} was given such that every Weyl orbit in \mathbb{P} is represented by subsets of $\Lambda_k, k = 1, \dots, m$. It was determined by direct case by case computations which of these subsets represent the same orbit. Only the results of these computations are presented in [Dyn52b]. An enhanced diagram Δ of G contains all Λ_k as subdiagrams and it provides much shorter and more elegant way to this end. In addition, this reveals, in contrast to previous approaches, the natural partial order between classes of conjugate regular subalgebras. [If $\mathcal{A}_1, \mathcal{A}_2$ are two such classes, then the relation $\mathcal{A}_1 \prec \mathcal{A}_2$ means that, for every $G_1 \in \mathcal{A}_1$ there exists $G_2 \in \mathcal{A}_2$ such that $G_1 \subset G_2$.]

The results of [Dyn52b] were used by a number of authors (see, e. g., [Vog91], [CM93], [McG02] and references there.) Recently Oshima [Osh07] verified them in his own way by introducing as a new tool the relation between orbits of Λ and of its orthogonal complement in Σ . His paper contains a number of useful tables.

Simple root systems of conjugate subalgebras are conjugate and, as a rule, the converse is also true. The list of all exceptions for simple subalgebras follows from the results of Liebeck and Seitz [LS96]. These are orbits in E_6 marked as A_2^9, B_2^3, G_2^3 and a single orbit in E_8 marked as $[A_2^6]'$ in [Dyn52b]. Minchenko in [Min06] proved that these are all exceptions in the class of semisimple subalgebras. In all these cases there exist two classes of conjugate subalgebras corresponding to the same orbit in the space of simple systems.

Dynkin in [Dyn52b] applied his method also to subalgebras of classical algebras. However some time ago he discovered that his description of orbits in D_{2m} (more explicit than that in [Mal44]) is incomplete. He also wanted to have a picture of the partial order between subalgebras which is very difficult to get from the classification in [Dyn52b]. A discussion of these problems resulted in the beginning of the collaboration between the authors of the present article. The ideas of introducing projective roots, enhanced D-diagrams and mosets should be credited to the second author.

Recently McKee and Smyth [MS07] described integer symmetric matrices with all eigenvalues in the interval $[-2, +2]$ by using diagrams resembling our Δ -diagrams. They also mention the relation of these diagrams to Coxeter graphs. It might be interesting to understand better how their diagrams are related to ours.

1.9 Organization of the paper

We place the basic diagrams at the end of the Introduction because references to them are spread over the entire article. Section 2 contains notation and facts on root systems, Weyl groups, diagrams and their automorphisms. For proofs we refer to the literature except a few statements (e. g., 2.3.4.B or 2.3.2.A) that are easier to prove than to provide an appropriate reference.

Results stated in the Introduction are proved in a different order in the main

part of the article. In Section 3 we describe an algorithm for constructing enhanced D-diagrams and we prove the richness of the corresponding projective root systems. This is a weaker version of Theorem 1.4 which is proved in Section 4 after Theorem 1.2 and after establishing a few properties of mosets. The main part of Section 4 is devoted to investigating core groups and it contains proofs of Theorems 1.5, 1.6 and 1.7.

Theorems 1.1 and 1.3 are proved in Section 5. Theorem 1.2 is used in the proof of Theorem 1.1, Parts A and B. Besides Part B is based on Part A. In the proof of Theorem 1.3 we use Theorems 1.2, 1.5, 1.6 and 1.7.

The classification of Weyl orbits announced in Theorems 1.9, 1.10 and 1.11 is proved in the concluding Section 6.

1.10 Basic diagrams

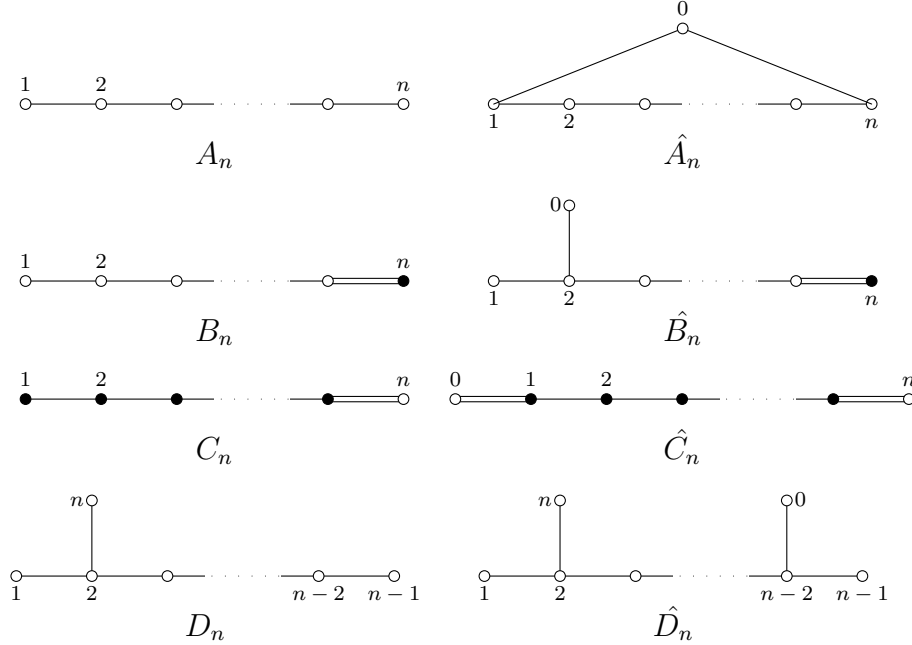


Figure 2: Dynkin diagrams and extended Dynkin diagrams

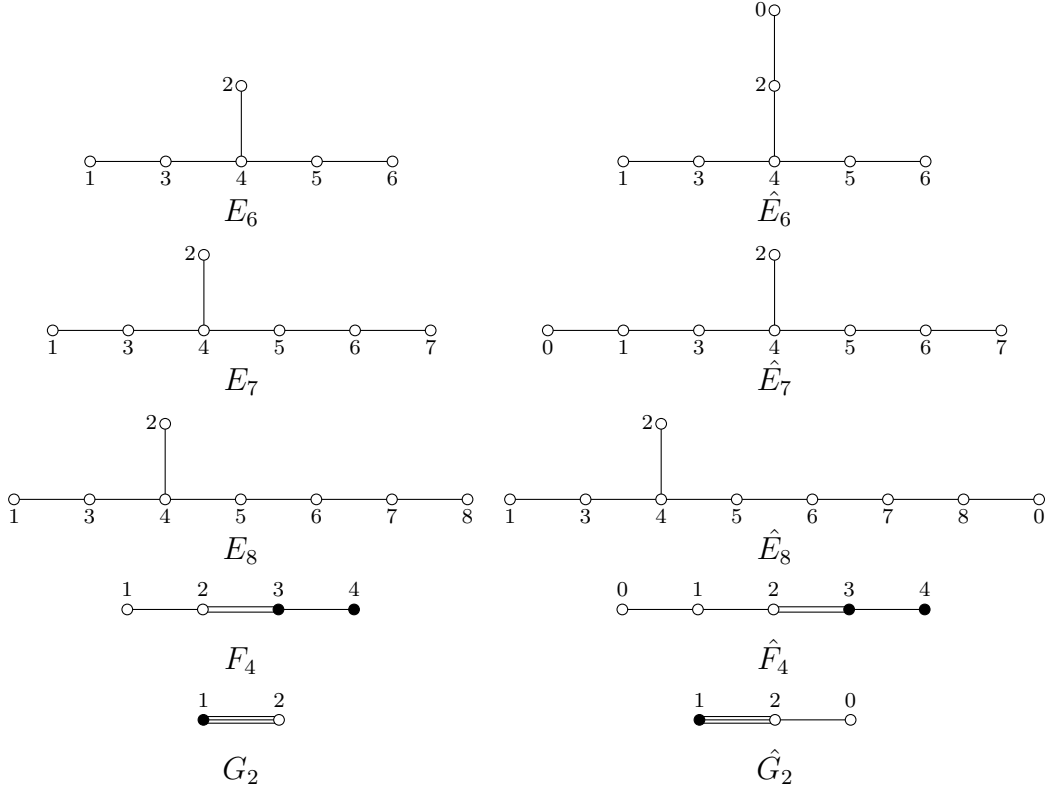


Figure 2: Dynkin diagrams and extended Dynkin diagrams [continued]

A part of the nodes is also boldfaced. These nodes belong to a preferred moset $\Delta(S)$. In each case, except D_n , we mark the nodes of the corresponding D-subdiagram by the same labels as on Figure 2. The extra nodes for E_6 , E_7 and E_8 are labeled ℓ_1, ℓ_2, \dots in the order they are introduced. For D_n labels are changed. We draw separate diagrams for D_{2m+1} and D_{2m} . Label $1'$ is substituted for n and extra nodes are labeled $3', 5', \dots, (2m-1)'$. For E_6 and E_7 it is convenient to embed the enhanced diagrams into the 3-dimensional space. In the case of E_7 the nodes are represented by the vertices of a tetrahedron, by the centers of its edges and by the center of the tetrahedron. Dashed lines are used for bonds shaded by faces. The enhanced diagram for E_8 is the 4×4 lattice on the torus: each bottom node represents the same root as the corresponding top node and a similar identification is made for the left and right sides of the square.

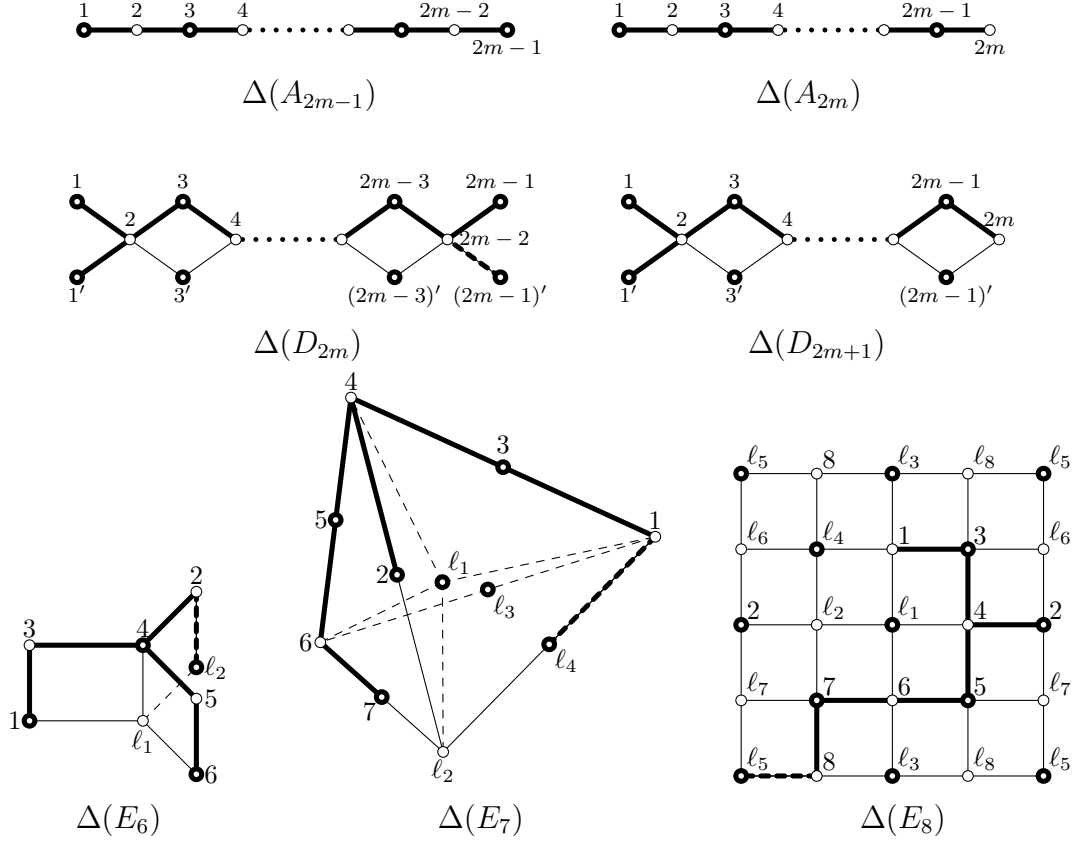


Figure 3: Enhanced diagrams for D_n, E_6, E_7, E_8

2 Roots and diagrams

2.1 Root systems

A finite set Σ of nonzero vectors in a Euclidean space V is called a *root system* if:

2.1.A. For every $\alpha, \beta \in \Sigma$,

$$(\alpha|\beta) = \frac{2(\alpha, \beta)}{(\beta, \beta)}$$

is an integer.

2.1.B. For every $\alpha, \beta \in \Sigma$,

$$r_\beta(\alpha) = \alpha - (\alpha|\beta)\beta \in \Sigma.$$

2.1.C. For every $\alpha \in \Sigma$, $k\alpha \notin \Sigma$ for all $k \neq \pm 1$.

By taking $\beta = \alpha$ in 2.1.B, we obtain $-\alpha = r_\alpha(\alpha) \in \Sigma$. We also use the following implications of 2.1.A-2.1.C:

2.1.D. If $(\alpha|\beta) > 0$, then $\alpha - \beta \in \Sigma$. If Σ is an ADE system, the converse is true.

2.1.E. For every orthogonal transformation φ in V and every $\beta \neq 0$,

$$\varphi r_\beta = r_\gamma \varphi \quad \text{where } \gamma = \varphi(\beta). \quad (2.1)$$

We write $\Lambda_1 \perp \Lambda_2$ if $(\alpha, \beta) = 0$ for all $\alpha \in \Lambda_1, \beta \in \Lambda_2$. For every $\Lambda \subset \Sigma$ the set $\Lambda^\perp = \{\alpha \in \Sigma : \alpha \perp \Lambda\}$ forms a root system. $\Lambda \subset \Sigma$ is *irreducible* if it is not the union of two nonempty subsets $\Lambda_1 \perp \Lambda_2$. Every Λ is the union of its irreducible components $\Lambda_1, \Lambda_2, \dots, \Lambda_k$. To emphasize that the union is orthogonal, we write $\Lambda = \Lambda_1 + \Lambda_2 + \dots + \Lambda_k$.

We say that nodes a, b of a D-diagram are *neighbors* if they are connected by a bond. We call a node ℓ an *end node* or an *end* if it has a single neighbor, and an *internal node* if it has at least two neighbors. The same definitions are carried on root sets. We say that α belongs to the *closure* of $\Lambda \subset \Sigma$ and we write $\alpha \in \bar{\Lambda}$ if $\alpha \in \Lambda$ or if it has a neighbor $\beta \in \Lambda$. We call a set of roots *acyclic*, if its diagram has no cycles.

Proposition 2.1. *For any acyclic set L in a projective root system S there exists an obtuse set $\Lambda \subset \Sigma$ such that $\text{pr}(\Lambda) = L$.*

Proof. Since L is acyclic, it has an end $e \in L$. We use induction in cardinality of L . Assuming the statement proved for the acyclic set $\tilde{L} = L \setminus \{e\}$, prove it for L . We have an obtuse $\tilde{\Lambda} \subset \Sigma$ such that $\pi(\tilde{\Lambda}) = \tilde{L}$. Let $\text{pr}(\varepsilon) = e$. If e has no the neighbor, we set $\Lambda = \tilde{\Lambda} \cup \{\varepsilon\}$. Suppose that e has the neighbor $a \in \tilde{L}$ with a corresponding $\alpha \in \tilde{\Lambda}$. If $(\varepsilon, \alpha) < 0$, then the set $\Lambda = \tilde{\Lambda} \cup \{\varepsilon\}$ is acyclic, otherwise we put $\Lambda = \tilde{\Lambda} \cup \{-\varepsilon\}$. \square

Proposition 2.2. *The class of obtuse sets in an ADE root system coincides with the class of π -systems and extended π -systems.*

This follows from 2.1.D and Lemma 5.1 of [Dyn52b]. From Propositions 2.1 and 2.2 we deduce

Proposition 2.3. *Any acyclic set $L \subset S$ has the diagram presented on Figure 2.*

2.2 On Weyl group

We use the following properties of the Weyl group $W = W(\Sigma)$ of Σ .

2.2.A. W is generated by the transformations $r_\alpha, \alpha \in \Sigma$, defined by 2.1.B. If $\tilde{\Sigma}$ is a root subsystem of Σ , then $\tilde{W} = W(\tilde{\Sigma}) \subset W$.

Let us comment the last statement of 2.2.A. Since every $\tilde{w} \in \tilde{W}$ has a presentation as product of $r_\alpha, \alpha \in \tilde{\Sigma}$, we have $\tilde{w} \in W$. Moreover, extension of \tilde{w} to Σ does not depend on the choice of this presentation. Indeed, we have $\langle \Sigma \rangle = \langle \tilde{\Sigma} \rangle + \langle \tilde{\Sigma} \rangle^\perp$, and \tilde{w} must be trivial on $\langle \tilde{\Sigma} \rangle^\perp$ by the definition of r_α in 2.1.B.

2.2.B. Suppose that Σ is irreducible and let $\alpha, \beta \in \Sigma$. If $|\alpha| = |\beta|$, then $\alpha \sim \beta$.⁹

To every $\Lambda \subset \Sigma$ there corresponds the subgroup W_Λ of W generated by $r_\alpha, \alpha \in \Lambda$. It follows from 2.1.B that W_Λ preserves every root system which contains Λ and therefore it preserves the intersection Σ_Λ of all such systems. One can show that if Λ is a π -system, it is a simple system of Σ_Λ and therefore the group W_Λ can be identified with $W(\Sigma_\Lambda)$. By W^Λ we denote a group $\mathbb{S}(\Lambda)$ of permutations of Λ induced by all $w \in W$ preserving Λ .

2.2.A implies:

2.2.C. If $\Lambda_1 \perp \Lambda_2$ are subsets of Σ , then $W_{\Lambda_1 \cup \Lambda_2}$ is the product of normal divisors W_{Λ_1} and W_{Λ_2} . In particular, the Weyl group of any root system Σ is the direct product of the Weyl groups of irreducible components of Σ .

We also have:

2.2.D. For every $\Lambda \subset \Sigma$ the group $\tilde{W} = \{w \in W : w(\beta) = \beta \text{ for all } \beta \in \Lambda\}$ is generated by r_α with $\alpha \perp \Lambda$.

This follows, e. g., from Theorem 1.12 in [Hum90].

Remark. If no roots are orthogonal to Λ , then \tilde{W} is trivial and $w \in W$ does not move any root if it does not move any $\beta \in \Lambda$.

Every transformation f of Σ such that $f(-\alpha) = -f(\alpha)$ induces a transformation \bar{f} of S which satisfies the relation $\text{pr } f(\alpha) = \bar{f} \text{ pr }(\alpha)$ for all $\alpha \in \Lambda$. Usually we drop the bar and use the same notation for both transformations. In particular, we apply this convention to $w \in W$.

To every class of conjugate regular semisimple subalgebras of G there corresponds a class of W -equivalent root systems $\tilde{\Sigma} \subset \Sigma$. In the case of an ADE system Σ this is a 1-1 correspondence.¹⁰

2.2.E. All simple systems $\Pi \subset \Sigma$ are W -equivalent.¹¹

It follows from 2.2.E that there exists also a 1-1 correspondence between classes of conjugate regular semisimple subalgebras of G and W -orbits in space \mathbb{P} . A Weyl orbit $W(\Lambda) = \{w(\Lambda) : w \in W\}$ is contained in the class $I(\Lambda)$ of all Λ' isometric to Λ and Λ is normal if and only if $W(\Lambda) = I(\Lambda)$. For $f \in I(\Lambda, S)$ we write $f \in W$ if there is $w \in W$ such that $f(\alpha) = w(\alpha)$ for all $\alpha \in \Lambda$.

⁹See, e. g., [Bou02], Chapter VI, Proposition 11. By $|\alpha|$ we denote the length of $\alpha \in V$.

¹⁰However this is not true, for instance, for B_n . [None subalgebra corresponds to the set $\tilde{\Sigma}$ of all short roots.]

¹¹See, e. g., [Hum90], Theorem 1.4.

2.3 Automorphisms of root systems and automorphisms of diagrams

2.3.1 Weyl group and automorphisms of D-diagrams

Every orthogonal transformation of V preserving a root system Σ induces an automorphism of the corresponding Lie algebra G . The group $\mathbb{A}(\Sigma)$ of these transformations is isomorphic to the group Aut of automorphisms of G . Notation $\mathbb{A}(\Lambda)$ is applicable to any subset Λ of Σ . Groups $\mathbb{A}(\Pi)$ for simple systems Π can be identified with subgroups of $\mathbb{A}(\Sigma)$. By 2.2.E, they are conjugate. They are isomorphic to the group of all automorphisms of the corresponding D-diagram (that is the group of permutations of the nodes preserving their color and the type of bonds). For all D-diagrams Π , $\mathbb{A}(\Pi)$ can be identified with the permutation group $\mathbb{S}(\Pi^\circ)$ where $\Pi^\circ \subset \Pi$ is a set of end nodes. In notation of Figure 2, the set of these elements is

$$\Pi^\circ = \begin{cases} \{1, n\} & \text{for } A_n, n \geq 2, \\ \{1, 3, 4\} & \text{for } D_4, \\ \{1, n\} & \text{for } D_n, n \geq 5, \\ \{1, 6\} & \text{for } E_6, \end{cases} \quad (2.2)$$

and it is trivial for the rest of connected D-diagrams. It follows from Theorem 1 in [Dyn51] that:

2.3.1.A. The Weyl group W is a normal divisor of $\mathbb{A}(\Sigma)$ and $\mathbb{A}(\Sigma)$ is a semi-direct product of $\mathbb{A}(\Pi)$ and W . In particular, if $w(\Pi) = \Pi$ for a $w \in W$, then $w(\beta) = \beta$ for all $\beta \in \Sigma$.

We put $\text{Out}(\Sigma) = \mathbb{A}(\Sigma) \setminus W$. For all irreducible Σ , except D_4 , $f_1 f_2 \in W$ for every $f_1, f_2 \in \text{Out}(\Sigma)$.

2.3.1.B. If Π is the D-diagram of $D_n, n \geq 6$, and if $\tilde{\Pi}$ is its subdiagram of type D_{n-1} , then every $\tilde{f} \in \mathbb{A}(\tilde{\Pi})$ is the restriction of a $f \in \mathbb{A}(\Pi)$.

Indeed, $\Pi = \tilde{\Pi} \cup \{\varepsilon\}$ where ε is an end of Π . Let τ be the transposition of two other ends of Π not moving the rest of nodes, and let $\tilde{\tau}$ be the restriction of τ to $\tilde{\Pi}$. Note that $\mathbb{A}(\Pi) = \{Id, \tau\}$ and $\mathbb{A}(\tilde{\Pi}) = \{Id, \tilde{\tau}\}$.

For every Σ , group $\mathbb{A}(\Sigma)$ contains an element θ [called the Weyl involution by some authors] defined by the formula $\theta(\alpha) = -\alpha$ for all $\alpha \in \Sigma$. We have:¹²

2.3.1.C. $\theta \in W$ for all irreducible Σ except types $A_n, n \geq 2$, $D_{2m+1}, m \geq 1$ and E_6 .

2.3.2 Automorphisms of extended D-diagrams

Now we investigate the groups $\mathbb{A}(\hat{\Pi})$ and $W^{\hat{\Pi}}$ for connected D-diagrams Π . It follows from 2.3.1.A that these two groups coincide except for types A_n , D_n and E_6 .

¹²See, e. g., Lemma 5 in [Dyn51] or Theorem 0.16 in [Dyn52a].

Put $\alpha \in \Phi$ if $\alpha \in \hat{\Pi}$ and if $\Pi^\alpha = \hat{\Pi} \setminus \{\alpha\}$ is isomorphic to Π . The set Φ is invariant with respect to $W^{\hat{\Pi}}$. We denote by $\mathcal{W}(\Phi)$ the transformation group on Φ induced by $W^{\hat{\Pi}}$.

We have:

$$\Phi = \begin{cases} \{0, 1, \dots, n\} & \text{for } A_n, \\ \{0, 1\} & \text{for } B_n, \\ \{0, n\} & \text{for } C_n, \\ \{0, n-1, n, 1\} & \text{for } D_n, n \geq 4, \\ \{0, 1, 6\} & \text{for } E_6, \\ \{0, 7\} & \text{for } E_7, \\ \{0\} & \text{for } E_8, G_2, F_4. \end{cases} \quad (2.3)$$

2.3.2.A. For every $\alpha, \beta \in \Phi$ there exists a unique element w of $\mathcal{W}(\Phi)$ such that $w(\alpha) = \beta$.

Proof. Since α is the minimal root in an order determined by a simple system Π^α and since, by 2.2.E, $w(\Pi^\alpha) = \Pi^\beta$ for some $w \in W$, we conclude that $w(\alpha) = \beta$. If $w \in \mathcal{W}(\Phi)$ and $w(\alpha) = \alpha$, then by 2.3.1.A, $w(\beta) = \beta$ for all $\beta \in \Pi$. This implies the uniqueness part of 2.3.2.A. \square

It follows from 2.3.2.A that:

2.3.2.B. Every $w \in W^{\hat{\Pi}}$ is determined uniquely by its restriction to Φ . Therefore $W^{\hat{\Pi}}$ is isomorphic to $\mathcal{W}(\Phi)$ and the order of both groups is equal to $|\Phi|$. For all types except A_n, D_n, E_6 , $\mathcal{W}(\Phi)$ is isomorphic to $\mathbb{S}(\Phi)$. For $A_n, n \geq 2$, $\mathcal{W}(\Phi)$ is the group of cyclic permutations of $(0, 1, \dots, n)$ and for E_6 it is the group of cyclic permutations of $(0, 1, 6)$.

2.3.2.C. For $\Sigma = D_4$, $\mathcal{W}(\Phi) = \{Id, \sigma, \tau, \sigma\tau = \tau\sigma\}$ where σ is the transposition of the columns and τ is the transposition of the rows in the 2×2 matrix

$$\begin{pmatrix} 1 & 3 \\ 4 & 0 \end{pmatrix}. \quad (2.4)$$

Proof. It follows from 2.3.1.A and (2.3), that $\mathcal{W}(\Phi)$ is a normal divisor of order 4 in the group $\mathbb{A}(\hat{\Pi})$ isomorphic to $\mathbb{S}(4)$. If $\mathcal{W}(\Phi)$ has an element of order 4, then this is a cyclic subgroup which is not a normal divisor in $\mathbb{S}(4)$. Hence this is the subgroup described in 2.3.2.C. \square

Remark. We do not use a similar result for D_n with $n > 4$. [For odd n , σ must be defined as the transposition of ordered pairs $(1, n)$ and $(0, n-1)$ instead of the transposition of $(1, n)$ and $(n-1, 0)$.]

2.3.3 Elementary transformations of π -systems

Suppose that $\Lambda \in \Pi(\Sigma)$ is irreducible and δ is the minimal root of Σ_Λ with respect to Λ . To every $\alpha \in \Lambda$ there corresponds the π -system $\Lambda^\alpha = \hat{\Lambda} \setminus \{\alpha\} = \Lambda \cup \{\delta\} \setminus \{\alpha\}$. We call it an *elementary transformation* of Λ . For a reducible π -system an elementary transformation is defined as an elementary transformation of one of its irreducible components. If this component is transformed to an isomorphic one, we call the transformation *trivial*. We use the following implication of Theorems 5.2 and 5.3 in [Dyn52b].

2.3.3.A. If Σ is a root system of rank n , then every $\Lambda \in \mathbb{P}(\Sigma)$ with $|\Lambda| = n$ can be obtained from a simple system Π by a sequence of elementary transformations. Every $\Lambda \in \mathbb{P}(\Sigma)$ with $|\Lambda| < n$ is contained in a π -system with n elements.

2.3.3.B. Type $D_k + D_{n-k}$, $2 \leq k \leq n-2$, in D_n is normal.

Proof. Fix a simple system Π of $S = D_n$. Note that if $\Lambda = \Pi^\alpha$ has type $D_k + D_{n-k}$, then α corresponds to either label k or to $n-k$. Clearly, these two π -systems are conjugate by a $w \in W^\Pi$ moving node 1 to $n-1$. [Such w exists by 2.3.2.B.] Finally, note that a π -system of type $D_k + D_{n-k}$ cannot be obtained by a sequence of more than one nontrivial elementary transformations, since the number of irreducible components of the transformation increases after each step. \square

2.3.4 Transformations $\Psi_\alpha(\Lambda) = \text{ort}(\alpha|\Lambda)$

For every $\tilde{\Lambda} \subset \Lambda \subset \Sigma$ we put $\text{ort}(\tilde{\Lambda}|\Lambda) = \{\ell \in \Lambda : \ell \perp \tilde{\Lambda}\}$. Transformations Ψ_α are introduced by the formula

$$\Psi_\alpha(\Lambda) = \text{ort}(\{\alpha\}|\Lambda) \quad \text{for } \alpha \in \Lambda.$$

We have:

2.3.4.A. $\text{ort}(\Lambda_1 + \Lambda_2|\Lambda) = \text{ort}(\Lambda_1|\text{ort}(\Lambda_2|\Lambda))$ for any Λ and for all subsets $\Lambda_1 \perp \Lambda_2$ of Λ .

Therefore $\text{ort}(\tilde{\Lambda}|\Lambda)$ for every orthogonal $\tilde{\Lambda} \subset \Lambda$ can be obtained by iterating operations Ψ_α .

2.3.4.B. If Γ is the D-diagram of an irreducible root system Σ and $\Gamma \cup \delta$ is the corresponding extended D-diagram, then the D-diagram of $\Psi_\alpha(\Sigma)$ for every long root α is $\Gamma \setminus \{\bar{\delta}\}$.

Proof. We see from Figure 2 that the minimal root δ is long in all cases. By 2.2.B all long roots α are conjugate and therefore $\Psi_\alpha(\Sigma)$ are also conjugate. Hence we need to check our statement only for δ . Every $\beta \in \Sigma_+$ has a form $\sum_{\Pi} k_\alpha \alpha$ with $k_\alpha \geq 0$, and $\beta \in \Psi_\delta(\Sigma)$ if and only if $\sum_{\Pi} k_\alpha (\delta, \alpha) = 0$. For all $\alpha \in \Pi$, $(\delta, \alpha) \leq 0$ and therefore $\beta \in \Psi_\delta(\Sigma)$ if and only if $(\delta, \alpha) \neq 0$ implies $k_\alpha = 0$. \square

We will use later the following implication of 2.3.4.B.

2.3.4.C. Types of $\Psi_\alpha(\Sigma)$ corresponding to long roots are given in Table 1.

Table 1: Types of orthogonal complements to long roots

$\Sigma :$	A_n	B_n	C_n	D_n	E_6	E_7	E_8	F_4	G_2
$\Psi_\alpha(\Sigma) :$	A_{n-2}	$B_{n-2} + A_1$	C_{n-1}	$D_{n-2} + A_1$	A_5	D_6	E_7	C_3	A_1

Irreducible components of type A_1 are represented by single nodes on diagrams. We call them *singletons*. Table 1 and 2.3.4.A imply

2.3.4.D. If Σ is irreducible and $\alpha \in \Sigma$, then $\Phi = \Psi_\alpha(\Sigma)$ contains no more than one irreducible component that is not a singleton. The same is true for $\Phi = \text{ort}(\Lambda|\Sigma)$, where Λ is an orthogonal set.

3 Δ -systems and Δ -diagrams of ADE systems

3.1 Completion

In this section we describe a recursive procedure for constructing the completion of any subset L of a projective ADE root system S . It consists of a sequence of elementary extensions. A special role belongs to sets with D-diagrams of types D_4 and \hat{D}_4 . We call them D_4 - and \hat{D}_4 -sets. Every such set has one branching element and three or four end elements. We say that $c \in L$ is *critical* if c is a branching element of a D_4 -set not belonging to any \hat{D}_4 -set of L . Clearly, L is incomplete if and only if it contains at least one critical element c . Its *elementary extension* L' is defined as follows. We consider the D_4 -set $I = \{a_1, a_2, a_3, c\} \subset L$ and the \hat{D}_4 -set $J = I \cup \{\ell\} \subset S$ such that $\ell \notin L$. We augment L by ℓ and we find its neighborhood $\partial\ell$ by using Proposition 3.1 which implies: every neighbor of ℓ not in J has 2 or 4 neighbors among nodes a_1, a_2, a_3, ℓ . Hence b is a neighbor of ℓ if and only if it is connected with one or three of nodes a_1, a_2, a_3 .

Proposition 3.1. *Let $J \subset L$ be a \hat{D}_4 -set. If $b \notin J$ and $J \cup \{b\}$ is irreducible, then b has two or four neighbors among end elements of J .*

Proof. Roots $\alpha_0, \alpha_1, \alpha_3, \alpha_4$ representing end elements and the root γ representing the branching element of a \hat{D}_4 -system are related by the equation $2\gamma + \sum \alpha_i = 0$.¹³ Let $b = \text{pr}(\beta)$. We have $(\beta, \alpha_i) = 0$ or ± 1 and $\sum (\beta, \alpha_i)$ is even. We conclude that $(\beta, \alpha_i) \neq 0$ for 0, 2 or 4 values of i . \square

By applying elementary extensions we get a sequence $L_0 \subset L_1 \subset \dots \subset L_k$ such that $L_0 = L$, $L_{i+1} = L_i \cup \{\ell_i\}$ for $i = 0, 1, \dots, k$ and L_k is complete. Moreover,

¹³To prove this, evaluate the squared length of the left side.

$L_k = cp(L)$. Indeed, suppose that $M \subset L_k$ is a complete proper subset containing L and $m \geq 0$ is the minimal number such that $\ell_m \notin M$. By choice of ℓ_m , there is a D_4 -set $D \subset M$ such that $D \cup \{\ell_m\}$ is a \hat{D}_4 -set. Since M is complete, $\ell_m \in M$ which contradicts the choice of m . We obtain:

Proposition 3.2. *The completion $cp(L)$ can be obtained from L by $k = |cp(L)| - |L|$ elementary extensions.*

We have:

3.1.A. Let $f \in \mathbb{A}(\Sigma)$. If $f(L) = L'$, then $f(cp(L)) = cp(L')$. Moreover, $cp(L) = cp(L')$ if $L' \subset cp(L)$.

Proof. The first statement follows from the fact that automorphisms transform complete sets to complete sets. If $L' \subset cp(L)$, then $cp(L') \subset cp(L)$. Since sets $cp(L)$ and $cp(L')$ are isomorphic, they coincide. \square

3.1.B. For an irreducible projective system S not of type D_{2n} every automorphism of its simple system belongs to the Weyl group $W(S)$.

This follows from 2.3.1.C and 2.3.1.A.

3.1.C. Let S be an irreducible system not of type D_{2n} . Then any automorphism of $\Delta = \Delta(S)$ is induced by some $w \in W$.

Proof. Let $f \in \mathbb{A}(\Delta)$ and $\Delta = cp(\Pi)$ for a simple system $\Pi \subset S$. By 2.2.E there is $w \in W$ such that $f(\Pi) = w(\Pi)$. By 3.1.B there is $w' \in W$ such that $f = ww'$ on Π . Now by 3.1.A $ww'(\Delta) = \Delta$. \square

3.2 Δ -systems and diagrams $\Delta(S)$

Recall that a subset of a projective root system S is a Δ -system if it is the completion of a simple system of S . It follows from 2.2.E and 3.1.A that all Δ -systems are conjugate and therefore all of them correspond to the same Δ -diagram which we denote by $\Delta(S)$. Since $\Delta(S)$ depends only on the type T of S , we use for it also notation $\Delta(T)$. Δ -diagrams of A_n, D_n, E_6, E_7, E_8 are presented on Figure 3.

Detail of the construction is explained on an example of E_7 on Figure 4. We start from the D-diagram L_0 . Its single critical node is labeled by 4. We introduce an extra node ℓ_1 connected with nodes 4, 1 and 6. After this extension we get a diagram L_1 with two critical nodes 6 and ℓ_1 . We choose ℓ_1 and introduce an extra node ℓ_2 connected with ℓ_1 , 2 and 7. The result of the second step is L_2 with critical nodes ℓ_2 and 6. We choose 6 and introduce ℓ_3 connected with 6 and 1. A new diagram L_3 has a single critical node ℓ_2 . We extend L_3 by introducing ℓ_4 connected with ℓ_2 and 1. The result L_4 is a diagram without any critical nodes. This is the enhanced diagram

for E_7 presented also on Figure 3. A different selection of critical nodes would lead to a permutation of labels $\ell_1, \ell_2, \ell_3, \ell_4$ on this diagram.

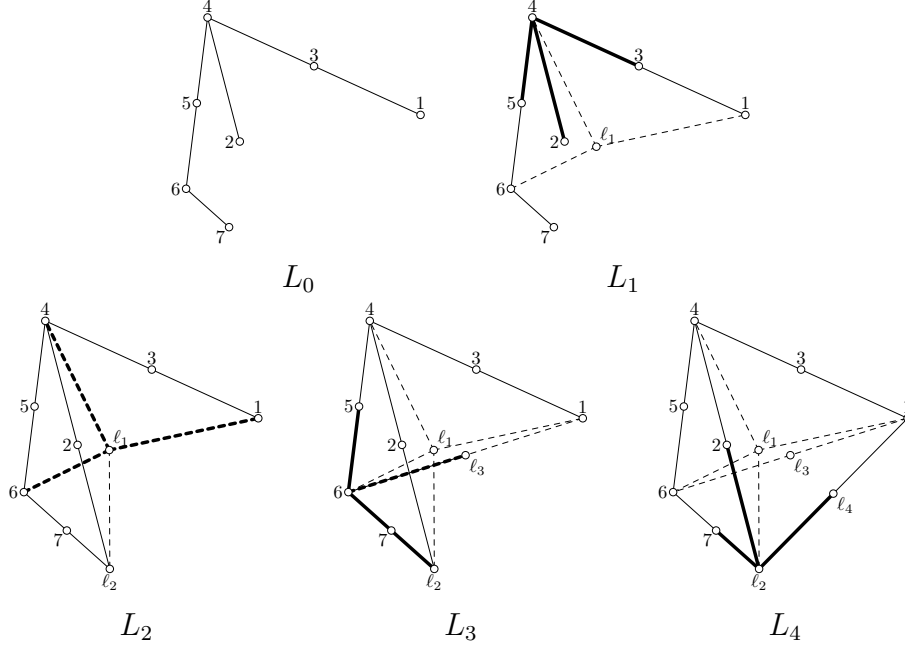


Figure 4: Detail for E_7

3.3 Richness of Δ -systems

Theorem 3.1. *In every projective root system S every Δ -system is rich.*

Proof. Fix Δ -system Δ and denote by \mathcal{L} the class of all $L \subset S$ such that $w(L) \subset \Delta$ for some $w \in W(S)$. We need to demonstrate that $\mathcal{L} \supset \mathbb{P}(S)$. \mathcal{L} is preserved under the action of $W(S)$ and it contains, with every L , all $L' \subset L$. If Δ is the completion of a simple system L_0 , then $L_0 \in \mathcal{L}$. Therefore, by 2.3.3.A, we need only to demonstrate that, for every $L \in \mathbb{P}(S)$, $cp(L)$ contains all elementary transformations of L . It is sufficient to check this for irreducible L . For L of types D_{2m} , E_6 , E_7 and E_8 , this is true because $cp(L)$ contains \hat{L} (see Figure 3). For type A_n elementary transformations preserve the class of simple systems. Finally, all elementary transformations of D_{2m+1} are of type $D_{k_1} + D_{k_2}$ with $k_1 + k_2 = 2m + 1$, and it is clear from 2.3.3.B and Figure 3 that sets of these types belong to \mathcal{L} . \square

4 Mosets and core groups

4.1 Mosets

4.1.A. M is a moset in S if and only if its intersection with every irreducible component of S is a moset in this component. The similar is also true for perfect mosets of π -systems or Δ -systems.

4.1.B. If $a \in M \subset S$, then M is a moset in S if and only if $M \setminus \{a\}$ is a moset in the root system $\Psi_a(S)$.

4.1.C. All mosets in an ADE system S are conjugate¹⁴ and therefore they have the same cardinality $\mu = \mu(S)$.

This follows by induction in rank of S from 2.2.B and 4.1.A, 4.1.B.

4.1.D. A set of m orthogonal elements of S is a moset if and only if $m = \mu(S)$.

Indeed, every orthogonal system L is contained in a moset M and therefore $m = \mu(S)$ if and only if $L = M$.

4.1.E. We have

$$\mu(S) = \mu(\Psi_a(S)) + 1.$$

This follows from 4.1.B.

4.1.F. Values of $\mu(S)$ for irreducible S are given by the table:

Table 2: Cardinality of mosets

$S :$	A_n	D_n	E_6	E_7	E_8
$\mu(S)$	q_{n+1}	$2q_n$	4	7	8

where $q_n = \lfloor \frac{n}{2} \rfloor$.

This is an implication of 4.1.E and Table 1.

4.1.G. For every S , the group W^Δ acts transitively on perfect mosets of $\Delta = \Delta(S)$.

Proof. First, suppose that S is irreducible. Two perfect mosets exist in Δ only for $S = A_{2m}$, E_6 and E_8 . We see from Figure 3 that these mosets are related by the isometry of Δ . It remains to apply 3.1.C. In case of reducible S the statement follows from 4.1.A and 2.2.C. \square

¹⁴Mosets in an irreducible root system S not in class ADE are conjugate if and only if they contain the same number of long roots and the same number of short roots.

The conjugacy of all perfect mosets in π -systems will be proved later (see 4.4.K).

4.2 Proof of Reduction Theorem

We deduce Theorem 1.2 from two lemmas.¹⁵

Lemma 4.1. *Let $L \subset S$ be any set of projective roots, $\tilde{L} \subset L$ its subset, and $f \in I(L, S)$, $f|_{\tilde{L}} = Id$. If $a \in L$ and $\langle a, f(a) \rangle \neq 0$, then there is $w \in W$ such that $wf = Id$ on $\tilde{L} \cup \{a\}$.*

Proof. Put $b = f(a)$. If $a = b$, then take $w = 1$. If $a \neq b$, then there exists $\alpha, \beta \in \Sigma$ such that $\text{pr}(\alpha) = a$, $\text{pr}(\beta) = b$ and $(\alpha, \beta) < 0$. Since $|\alpha| = |\beta|$, we conclude $(\alpha|\beta) = (\beta|\alpha) = -1$. By 2.1.B, $r_\alpha(\beta) = r_\beta(\alpha) = \alpha + \beta = \gamma \in \Sigma$ and, by 2.1.E, $w = r_\gamma = r_\beta r_\alpha r_\beta \in W$. We prove that $w(\beta) = \alpha$ and $w(l) = l$ for all $l \in \tilde{L}$ and thus obtain the required.

We have $w(\beta) = r_\beta r_\alpha r_\beta(\beta) = -r_\beta r_\alpha(\beta) = -r_\beta r_\beta(\alpha) = -\alpha$. Hence $w(b) = a$.

Let $l \in \tilde{L}$. Prove that $w(l) = l$. There exists ℓ such that $\text{pr}(\ell) = l$ and $(\alpha, \ell) \leq 0$. Since $|(\alpha|\ell)| = |(\beta|\ell)|$ and $|(\cdot|\cdot)|$ has maximum 2, we get $(\gamma|\ell) = (\alpha|\ell) + (\beta|\ell) = 0$ or -2 .

If $(\gamma|\ell) = 0$, then $r_\gamma(\ell) = \ell$. If $(\gamma|\ell) = -2$, then the angle between γ and ℓ is 180° , and $\gamma = -\ell$. Hence $r_\gamma(\ell) = -\ell$. Thus $w(l) = l$. \square

Lemma 4.2. *Suppose that a is the neighbor of an end node e of $L \subset S$. Then L is supported by $\tilde{L} = L \setminus \{a\}$.*

Proof. Suppose that $f = \tilde{w} \in W(S)$ on \tilde{L} and prove that $f = w$ on L for some $w \in W(S)$. Clearly, we can assume that $f(\ell) = \ell$ for all $\ell \in \tilde{L}$. Set $b = f(a)$. Case $\langle a, b \rangle \neq 0$ follows from Lemma 4.1.

Suppose $\langle a, b \rangle = 0$. Consider $f' = r_\varepsilon f$ where $\text{pr}(\varepsilon) = e$. We have $f'(\ell) = \ell$ for $\ell \in \tilde{L}$ and $\langle a, b' \rangle \neq 0$ for $b' = f'(a)$. Hence $f' \in W$ and $f = r_\varepsilon f' \in W$. \square

PROOF OF THEOREM 1.2. D-diagrams on Figure 2 demonstrate that any perfect moset in L of type A_n, D_n, E_6, E_7, E_8 contains at least one of the end nodes e . Hence it does not contain the neighbor a to e , and we can delete a . As the result we get another perfect moset of a π -system. Therefore we get Theorem 1.2 by applying Lemma 4.2 several times. \square

We point out a useful implication of Theorem 1.2.

4.2.A. If L is a π -system of type A_2 in an irreducible system S , then any $f \in I(L, S)$ belongs to W .

This follows immediately from Theorem 1.2 and 2.2.B.

¹⁵They are true not only for ADE systems.

4.3 Strong richness of Δ -systems

Fix $\Delta = \Delta(S)$. We say that $L \in \mathbb{P}(S)$ is *properly embedded* into Δ and we write $L \Subset \Delta$ if $L \subset \Delta$ and if there exists a perfect moset M of Δ and a perfect moset M_L of L such that $M \cap L = M_L$. Theorem 1.4 (which is a stronger version of Theorem 3.1) can be reformulated as follows.

Theorem 4.1. *Every Weyl orbit in $\mathbb{P}(S)$ contains a set $L \Subset \Delta$.*

In the proof we use the following observations.

4.3.A. Every perfect moset of a simple system Π is contained in a perfect moset of Δ .

For irreducible S this is clear from Figure 3. In the general case this follows from 4.1.A. The next property also follows from Figure 3.

4.3.B. Let E be the set of ends of a simple system Π of an irreducible S . A moset M of Π is perfect if and only if $K = \Pi \setminus M$ is orthogonal and $|M \cap E| \geq |K \cap E|$.

We say that \tilde{S} is a maximal subsystem of S if inclusions $\tilde{S} \subset S' \subset S$ imply that $S' = \tilde{S}$ or $S' = S$. The main step in the proof of Theorem 4.1 is:

Lemma 4.3. *In every maximal subsystem \tilde{S} of an irreducible system S there is a simple system L such that $w(L) \Subset \Delta$ for some $w \in W$.*

Proof. 1°. If \tilde{S} is a maximal subsystem of S and if $\tilde{\Pi}$ is a simple system of \tilde{S} , then by 2.3.3.A, $\tilde{\Pi}$ is conjugate, for some $a \in \Pi$, either to $\Pi_a = \Pi \setminus \{a\}$ or to $\Pi^a = \hat{\Pi} \setminus \{a\}$. Therefore every \tilde{S} is conjugate either to $S_a = S_{\Pi_a}$ or to $S^a = S_{\Pi^a}$ where $a \in \Pi$.

2°. Note that S_a is a proper subset of S^a if $a \in \Pi$ does not belong to the set Φ introduced in Section 2.3.2 and described by (2.3). Hence, S_a may be maximal only for $a \in \Pi \cap \Phi$. By 3.1.B, every automorphism of Π for type A_n is induced by $w \in W$. Therefore $\Pi_a \sim \Pi_b$ for $a + b = n + 1$, and we need to consider, for every type of Π , only the following elements a :

$$a = \begin{cases} 1, \dots, m & \text{for } A_{2m-1}, \\ 2, 4, \dots, 2m & \text{for } A_{2m}, \\ 1, 1', n-1 & \text{for } D_n, \\ 6 & \text{for } E_6, \\ 7 & \text{for } E_7. \end{cases}$$

By looking at the diagrams on Figure 3 where Π and M are boldfaced, we see that in all these cases $\Pi_a \Subset M$.

3°. We investigate Π^a for $S = D_n, E_6, E_7, E_8$ also by using Figure 3 on which boldface and dashed boldface indicate diagrams of Π and $\hat{\Pi}$. For $S = D_n$, S^a is of

type $D_a + D_{n-a}$ for $2 \leq a \leq n-2$ which is normal by 2.3.3.B, and therefore $S^a \sim S^{n-a}$. If a is even, then $\Pi^a = \{1', 1, 2, \dots, a-1\} \cup \{(a+1)', a+1, a+2, \dots, n-1\}$ is properly embedded into Δ . If n is odd, then either $\Pi^a \subseteq \Delta$ or $\Pi^{n-a} \subseteq \Delta$. For n even and a odd, $\Pi^a = \{1', 1, 2, \dots, a-1\} \cup \{a+1, a+2, \dots, n-1, (n-1)'\} \subseteq \Delta$.

We conclude from Figure 3 that $\hat{\Pi} \subset \Delta$ for $S = E_6, E_7, E_8$. If all three ends of $\hat{\Pi}$ belong to M , then most ends in each irreducible component of Π^a belong to M , and $\Pi^a \subseteq \Delta$ by 4.3.B. This covers $S = E_6$ and E_7 . For the same reason, $M \cap \Pi^a$ is a perfect moset of Π^a if $S = E_8$ and $a \neq 3$. For $a = 3$, Π^a is of the type $A_1 + A_7$. Hence, $S^a \subset \Psi_a(S)$. According to Table 1, $\Psi_a(S)$ is of type E_7 and therefore S^a is not a maximal subsystem of S . \square

PROOF OF THEOREM 4.1. 1°. Denote by $\mathcal{L}(S)$ the class of all $P \in \mathbb{P}(S)$ for which the theorem is true. We prove that $\mathcal{L}(S) = \mathbb{P}(S)$. By 2.2.C it is sufficient to check this for irreducible S . By 4.3.A a simple system of S lies in $\mathcal{L}(S)$. If $L \in \mathbb{P}(S)$ is not a simple system, then $L \subset \tilde{S}$ for a maximal subsystem \tilde{S} of S and therefore $L \in \mathbb{P}(\tilde{S})$. Hence, it is sufficient to prove that $\mathcal{L}(S) = \mathbb{P}(S)$ if $\mathcal{L}(\tilde{S}) = \mathbb{P}(\tilde{S})$ for all maximal $\tilde{S} \subset S$.

2°. By Lemma 4.3 and 4.3.A, a maximal system \tilde{S} is represented by $\tilde{\Delta} = \Delta(\tilde{S}) \subseteq \Delta(S) = \Delta$. If $\mathcal{L}(\tilde{S}) = \mathbb{P}(\tilde{S})$, then, every π -system of \tilde{S} is conjugate there to $L \subseteq \tilde{\Delta}$.

Let $L \subseteq \tilde{\Delta}$ and the perfect mosets M of Δ , \tilde{M}, \tilde{M}_1 of $\tilde{\Delta}$ and K of L are such that

$$\tilde{M} = M \cap \Delta, \quad K = \tilde{M}_1 \cap L.$$

By 4.1.G, there exists $w \in W^{\tilde{\Delta}}$ such that $\tilde{M} = w(\tilde{M}_1)$. We have $w(K) \subset w(L) \subset \tilde{\Delta}$, and

$$M \cap w(L) = M \cap \Delta \cap w(L) = \tilde{M} \cap w(L) = w(\tilde{M}_1) \cap w(L) = w(\tilde{M}_1 \cap L) = w(K).$$

\square

4.4 Core groups

It follows from 4.1.C that core groups corresponding to all mosets M of S are conjugate and therefore they have the same order which we denote by $\nu(S)$. We have:

4.4.A. If $S = \cup_k S_k$ is the partition of S into irreducible components and if $M_k = M \cap \Sigma_k$, then W^M is the direct product of W^{M_k} .

4.4.B. If $L \subset M$ and $w(L) \subset M$ for some $w \in W$, then there exists $\tilde{w} \in W^M$ such that $\tilde{w}(a) = w(a)$ for all $a \in L$.

Proof. Put $L' = w(L)$ and let $M_1 = M \setminus L$, $M_2 = w(M \setminus L)$. It follows from 4.1.B, that M_1 and M_2 are mosets in $\tilde{S} = \{b \in S : b \perp L'\}$. By 4.1.C, there is an element w' in the Weyl group of the system \tilde{S} such that $M_1 = w'(M_2)$. We denote by w_1 its extension to S which does not move any element of L' . Clearly, $\tilde{w} = w_1 w$ has the properties described in 4.4.B. \square

4.4.C. If S is irreducible, then W^M acts transitively on M .¹⁶

This follows from 2.2.B and 4.4.B applied to $L = \{a\}$.

4.4.D. If M is a moset for systems $\tilde{S} \subset S$, then the core \tilde{W}^M of \tilde{S} is a subgroup of the core W^M of S .

Suppose \tilde{w} is a transformation of \tilde{M} and $M \supset \tilde{M}$. We say that a transformation of M is a *standard extension* of \tilde{w} if $w = \tilde{w}$ on \tilde{M} and if w does not move points of $M \setminus \tilde{M}$.

4.4.E. Suppose $\tilde{S} \subset S$ and a moset \tilde{M} of \tilde{S} is a subset of a moset M of S . The standard extension w of every $\tilde{w} \in \tilde{W}^{\tilde{M}}$ belongs to the core W^M if $N = M \setminus \tilde{M}$ is orthogonal to \tilde{S} .¹⁷

This follows from 4.4.A because M is a moset of $\tilde{S} \cup N$ and N is of type kA_1 , hence with a trivial core.

4.4.F. The isotropy group $\{w \in W^M : w(a) = a\}$ is isomorphic to the core of the Weyl group of the system $\Psi_a(S)$.

This follows from 2.2.D applied to $L = \{a\}$.

4.4.G. If all $a \in M$ are fixed points of $w \in W$, then $w(a) = a$ for all $a \in S$.

This is an implication of 2.2.D.

By 4.4.G, the core group W^M can be embedded into the Weyl group W .

By 4.4.C, 4.4.F,

$$4.4.H. \quad \nu(S) = \nu(S^a)\mu(S).$$

4.4.I. We have:

Table 3: Orders of core groups

$S :$	A_n	D_{2m+1}	D_{2m}	E_6	E_7	E_8
$\nu(S)$	$\mu!$	$2^m \cdot m!$	$2^{m-1} \cdot m!$	$\mu!$	$24 \cdot 7$	$168 \cdot 8$

where $\mu = \mu(S)$.

Proof. We use Table 1, Table 2 and 4.4.H. First we note that $\nu(A_1) = 1$ and, by 4.4.A,

¹⁶Property 4.4.B holds for an irreducible S not in class ADE because L and $w(L)$ have the same number of long roots and the same number of short roots. Statement 4.4.C needs to be modified: the transitivity holds on the set of long and on the set of short elements of M .

¹⁷This condition holds if N is orthogonal to a simple system of \tilde{S} .

$\nu(A_1 + S) = \nu(S)$ for every S . Hence $\nu(A_n) = \nu(A_{n-2})\mu(A_n)$ and our expression for $\nu(A_n)$ follows from the relation $q_{n+1}! = q_{n-1}!q_n$.

Next we note that $D_2 = A_1 + A_1$, $D_3 = A_3$ and therefore $\nu(D_2) = 1$, $\nu(D_3) = 2$. By 4.4.H and Table 2,

$$\nu(D_{2m+1}) = \nu(D_{2m-1}) \cdot 2m, \quad \nu(D_{2m}) = \nu(D_{2m-2}) \cdot 2m,$$

which implies a part of Table 3 on D_n . To get the rest of this table we use the data on A_5 for E_6 , the data on D_6 for E_7 , and the data on E_7 for E_8 . \square

4.4.J. $W^M = \mathbb{S}(M)$ for A_n and E_6 .

This follows from the relation $W^M \subset \mathbb{S}(M)$ and 4.4.I.

4.4.K. In every S all perfect mosets of all simple systems L are conjugate.

Proof. By 4.1.A, it suffices to prove 4.4.K for irreducible L . Every irreducible L , except A_n, E_6, E_8 , has a unique perfect mose. For $L = A_n, E_6$ 4.4.K follows from 4.4.J. For E_8 the boldfaced L_1 on Figure 3 has two perfect mosets $M_1 = \{2, 3, 5, 7\}$ and $M_2 = \{1, 4, 6, 8\}$. Note that M_1 is a perfect mose of another simple system $L_2 = \{5, 8, 6, 7, \ell_7, 2, \ell_6, 3\}$. By 2.2.E there is $w \in W$ such that $w(L_2) = L_1$ and therefore $w(M_1) = M_2$. \square

It follows from 4.4.K that in every S all perfect mosets of a π -systems L are conjugate in S_L .

4.4.L. W -orbit of every orthogonal set meets M . Its intersection with the set of all subsets of M is a W^M -orbit.

Since every orthogonal set can be extended to a mose, the first statement holds because, by 4.1.C, all mosets are conjugate. The rest is an implication of 4.4.B.

4.4.M. If $W^M = \mathbb{S}(M)$, then all π -systems $L \subset S$ are normal.

Proof. If $W^M = \mathbb{S}(M)$, then the class of all ordered $L \subset M$ with $|L| = k$ consists of a single core orbit. By 4.4.L, the class of all orthogonal $L \subset S$ with $|L| = k$ consists of a single W -orbit. If $L' = f_1(L)$ where $f_1 \in I(L, S)$ and if $f_2(\ell) = \ell$ for all $\ell \in L$, then, by Theorem 1.2, $L' = f_1(L) \sim f_2(L) = L$. \square

Theorem 1.8 follows from 4.4.M and 4.4.J.

4.4.1 Core of D_n

We represent the moset $M \subset \Delta(D_n)$ by the matrix (1.1). Let τ_i stand for the transposition of entries $2i - 1$ and $(2i - 1)'$ leaving fixed the rest of the entries. For every $\Gamma \subset \{1, 3, \dots, m - 1\}$, we denote by τ_Γ the product of τ_i over all $i \in \Gamma$.

We treat the case of even n in Theorem 4.2 and the case of odd n in Theorem 4.3. Theorem 1.5 follows from these two theorems.

Theorem 4.2. *The group $\mathbb{C}(D_{2m})$ is the semi-direct product of a normal divisor \mathbb{T} consisting of τ_Γ with even $|\Gamma|$ and the permutation group $\mathbb{S}(m)$ of columns in (1.1).*

Proof. Consider 2×2 submatrices

$$M_i = \begin{pmatrix} 2i - 1 & 2i + 1 \\ (2i - 1)' & (2i + 1)' \end{pmatrix} \quad (4.1)$$

of the matrix M defined by (1.1). Denote by σ_i the transposition of the columns in M_i leaving invariant the rest of entries of M . Transformations $\sigma_1, \dots, \sigma_{m-1}$ generate the group $\mathbb{S}(m)$. Its order is $m!$. Extended by the node i , M_i determines the subdiagram $L_i \subset \Delta(S)$ of type \hat{D}_4 . Consider systems $S_i = S_{L_i}$ determined by these subdiagrams. The matrix M_i describes a moset of S_i . By 2.3.2.B, the group W^{M_i} contains $\tau_i \tau_{i+1}$ and σ_i . By 4.4.E, their standard extensions to M belong to the core of S . The group \mathbb{T} is generated by $\tau_i \tau_{i+1}$. Its order is 2^{m-1} . We conclude that the core of D_{2m} contains the semi-direct product of these two groups which has the order $2^{m-1} \cdot m!$. According to Table 3, W^M has the same order. Hence W^M coincides with the product of $\mathbb{S}(m)$ and \mathbb{T} . \square

Remark. For every Γ , τ_Γ is the restriction to M of an $f \in \mathbb{A}(S)$ which belongs to W if $|\Gamma|$ is even and to Out if $|\Gamma|$ is odd. This follows from 2.3.1.A because: (a) τ_1 induces an automorphism of the D-diagram of D_{2m} ; (b) $\tau_i = \tau_1 w$ where $w = \tau_1 \tau_i \in W$.

Theorem 4.3. *The group $\mathbb{C}(D_{2m+1})$ is the semi-direct product of a normal divisor \mathbb{T} consisting of all τ_Γ and the permutation group $\mathbb{S}(m)$ of columns in (1.1).*

Proof. From Figure 3 one can see that the Δ -diagram of D_{2m+1} contains that of D_{2m} with the common moset M . Hence, by 4.4.D, W^M contains the core group of D_{2m} . Consider the subdiagram $A_3 = \{2m - 1, 2m, (2m - 1)'\}$ of Δ . The transposition τ_m of nodes $2m - 1$ and $(2m - 1)'$ belongs to the core group of A_3 by 4.4.I, and its standard extension belongs to core of D_{2m+1} by 4.4.E. Subgroup of W^M generated by τ_m and the core group of D_{2m} is also generated by τ_1, \dots, τ_m and permutations of columns. Since it has the same order as W^M , it coincides with W^M . \square

For every $\Lambda \subset M$ we denote $\kappa_i(\Lambda)$ the number of columns in the matrix (1.1) that contain i elements of Λ . We call $(\kappa_0, \kappa_1, \kappa_2)$ the characteristic of Λ . Clearly, it is W^M -invariant and therefore we can speak of characteristic of an orbit. Among

subsets Λ of the moset $M \subset \Delta$ we distinguish thin subsets, which contain a unique element in each pair (i, i') . All of them have characteristic $(0, m, 0)$.

Theorem 1.5 implies:

Theorem 4.4. *As a rule there exists a unique core orbit with a given characteristic. The only exception is the case $n = 2m, m \geq 2$, in which case there are two distinguished orbits with the same characteristic. They are transformed into each other by any τ_i .*

4.4.2 Core of E_7

We refer to Figure 1 where nodes of a unique moset M of $\Delta(E_7)$ are labeled by non-zero elements of a linear space \mathbb{M} .

We put $M^i = \{L \subset M : |L| = i\}$, we denote by M_j the set of all $L \subset M$ of parity j and by M_j^i the intersection of M^i and M_j .

Here is an extended version of Theorem 1.6.

Theorem 4.5. *The group $\mathbb{C}(E_7)$ can be represented by \mathbb{W} . Each class $M^i, i \neq 3, 4$ consists of one core orbit. Classes $M^i, i = 3, 4$ consist of two core orbits M_0^i and M_1^i .*

Proof. 1°. The isometry group \mathbb{A} of diagram $\Delta(E_7)$ is isomorphic to the permutation group $\mathbb{S}(4)$ of vertices and it preserves M . By 3.1.C $\mathbb{A} \subset \mathbb{C} = \mathbb{C}(S)$. Group \mathbb{A} preserves ℓ_1 , hence belongs to the isotropy group \mathbb{C}_{ℓ_1} .

Note that $\tilde{L} = \{2, 3, 4, 5\}$ is a simple system in a system $\tilde{S} \subset S$ of type D_4 and $\{2, 3, 5, \ell_1\}$ is a moset in \tilde{S} . The transposition of columns in the matrix $\begin{pmatrix} 2 & 3 \\ 5 & \ell_1 \end{pmatrix}$ belongs to $\mathbb{C}(\tilde{S})$. By 4.4.E, the standard extension σ of this transposition belongs to \mathbb{C} . The subgroup of \mathbb{C} generated by \mathbb{A} and σ acts transitively on M . [E. g., because the order of M is prime, and this subgroup does not fix any point.] Hence it coincides with \mathbb{C} by 4.4.J.

2°. A permutation f of \mathbb{M} is linear if $f(\mathbb{L}) = \mathbb{L}$. Therefore to prove that $\mathbb{C} \supset \mathbb{W}$ it is sufficient to check this property for $w \in \mathbb{A}$ and $w = \sigma$. Since every isometry of T preserves the set of faces and the set of lines through ℓ_1 , we need only to observe that σ moves a triplet on each of four faces to a flat triplet on a line and the other way around. Finally, we note that the number of invertible linear transformations of \mathbb{M} is equal to $7 \cdot 6 \cdot 4 = 168$ which is the same as the order of \mathbb{C} (see Table 3).

3°. If $w \in \mathbb{C}$ and $w(L_1) = L_2$, then $w(M \setminus L_1) = M \setminus L_2$ and therefore there is a 1-1 correspondence between core orbits in M^k and in M^{7-k} . Therefore the statements on the action of the core group on M^k follows from the fact that the group \mathbb{W} acts transitively on \mathbb{M}^1 , on \mathbb{M}^2 and on \mathbb{L} . \square

Denote by \mathbb{W}^Q the transformation group induced on a subset Q of $M = \mathbb{M} \setminus \{0\}$ by $w \in \mathbb{W}$ preserving Q .

Lemma 4.4. *The group $\mathbb{W}^Q = \{w \in \mathbb{W} : w(Q) = Q\}$ is isomorphic to \mathbb{S}_3 if $Q \in M^3$ or $Q \in M_0^4$. If $Q \in M_1^4$, then \mathbb{W}^Q has a fixed point and it coincides with the group of all permutations of Q preserving this point.*

Proof. \mathbb{W}^Q preserves the maximal number $r = r(Q)$ of linearly independent vectors in Q . Note that $r = 3$ for $Q \in M_1^3$ and $r = 2$ for $Q \in M_0^3$. In both cases \mathbb{W}^Q is isomorphic to \mathbb{S}_3 because of transitivity of \mathbb{W}^Q on ordered linearly independent pairs and triplets of vectors.

If $Q \in M^4$, then $r = 3$. However $Q \setminus \{a\} \in M_1^3$ for all $a \in Q$ if $Q \in M_0^4$ and only for a unique a if $Q \in M_1^4$. Since \mathbb{W}^Q is transitive on ordered bases of \mathbb{M} , it is isomorphic to \mathbb{S}_4 in the first case and it is isomorphic to \mathbb{S}_3 in the second case. Besides it preserves a unique a for which $Q \setminus \{a\} \in M_1^3$. \square

4.4.3 Core of E_8

In addition to tags on Figure 1, we label all nodes of the moset M by pairs (i, j) , $i, j = 0, 1, 2, 3$, representing elements of the group $\mathfrak{X} = \mathbb{Z}_4 \times \mathbb{Z}_4$. [This is a natural labeling of 4×4 lattice on a torus.] The conversion of labels $z \in \mathbb{M}$ to labels $x \in \mathfrak{X}$ is shown on the following table:

Table 4: Relation between labels $z \in \mathbb{M}$ and $x \in \mathfrak{X}$

$z :$	000	001	010	011	100	101	110	111
$x :$	00	33	31	20	02	13	11	22

We define involutions $I : \mathbb{M} \rightarrow \mathbb{M}$ and $J : \mathfrak{X} \rightarrow \mathfrak{X}$ by the formulae:

$$I(z) = z + 111, J(x) = x + 22.$$

Note that $I(z)$ can be obtained from z by replacing all 0s and 1s by each other. [E. g., $I(101) = 010$, $I(111) = 000$.] On the other hand, $J(x)$ can be obtained from x by replacing, by each others, all 0 and 2 and all 1 and 3. Note that if z and x are the labels of the same node, then $I(z)$ and $J(x)$ also are the labels of the same node. Hence I and J induce the same transformation of \mathbb{M} .

An extended version of Theorem 1.7 is presented by:

Theorem 4.6. *The core $\mathbb{C} = \mathbb{C}(E_8)$ can be realized as the group $\text{AFF}(\mathbb{M})$ of all affine transformations of \mathbb{M} . Class M^i consists of a single core orbits for $i \neq 4$. Class M^4 consists of two core orbits M_0^4 and M_1^4 .*

Proof. 1°. By comparing diagrams $\Delta(E_7)$ and $\Delta(E_8)$ on Figure 3 and by identifying nodes with the same label we get inclusions of a simple system $\tilde{\Pi}$ and a moset \tilde{M} of E_7 into a simple system Π and a moset M of E_8 . Moreover, $M = \tilde{M} \cup \ell_5$. By 4.4.E the standard extension w of every $\tilde{w} \in \mathbb{C}(E_7)$ belongs to \mathbb{C} . By Theorem 4.5 this implies $\mathbb{W} \subset \mathbb{C}$.

2°. The map J is an automorphism of \mathfrak{X} induced by the automorphism of $\Delta(E_8)$. [This is a shift on the underlying torus, see Figure 3.] By 3.1.C, $J = I \in \mathbb{C}$.

3°. By 4.4.C, for every $b \in \mathbb{M}$ there exists $w \in \mathbb{C}$ such that $w(111) = b$. We put $T_b = wIw^{-1}$. Note that

$$T_b(z) = w[w^{-1}(z) + 111] = z + b$$

is a shift in the space \mathbb{M} . Since \mathbb{C} contains I , it contains all shifts T_b . Since $Az + b = T_b(Az)$, it contains $\text{AFF}(\mathbb{M})$. Groups $\text{AFF}(\mathbb{M})$ and \mathbb{C} coincide because they have the same order $168 \cdot 8$ (see Table 3).

4°. By Theorem 4.5, \mathbb{W} acts transitively on \tilde{M}^1 and \tilde{M}^2 and therefore \mathbb{C} is transitive on M^2 and M^3 . By 4.4.C it is transitive also on M^1 . Since the transitivity on M^i implies the transitivity on M^{8-i} , the set M^i consists of one core orbit for all $i \neq 4$. Every element of $\text{AFF}(\mathbb{M})$ preserves M_0^4 and M_1^4 . It follows from Theorem 4.5 that each of these two sets is a core orbit. \square

Denote by AFF^Q the transformation group induced on $Q \subset \mathbb{M}$ by $w \in \text{AFF}(\mathbb{M})$ preserving Q . Here is a counterpart to Lemma 4.4:

Lemma 4.5. *If $Q \in \mathbb{M}^4$, then AFF^Q is transitive and therefore isomorphic to \mathbb{S}_4 .*

Indeed, $\text{AFF}(\mathbb{M})$ acts transitively on \mathbb{M}^3 because \mathbb{W} is transitive on $\{\mathbb{M} \setminus 0\}^3$ and $T_{b-a}(a) = b$ for every $a, b \in Q$.

5 Proof of Theorems 1.1 and 1.3

In this section S stands for an irreducible projective root system. We denote by L_s the significant part of $L \in \mathbb{P}(S)$. To prove Part A of Theorem 1.1 it is sufficient to prove:

5.A. If $f \in I(L, S)$ and $f(L_s) \sim L_s$, then $f(L) \sim L$.

Note that the relation $f(L) \sim L$ is equivalent to the condition $f'(L) = L$ for some $f' \sim f$. Therefore 5.A can be reformulated in one of two forms:

5.B. If $f \in I(L, S)$ and $f(L_s) = L_s$, then $f(L) \sim L$.

5.C. If $f \in I(L, S)$ and $f(L_s) = L_s$, then $f'(L) = L$ for some $f' \sim f$.

We prove these statements by induction in rank of L . To this end we either drop a suitable node a and apply Lemma 4.1 or we consider a pair \tilde{L}, \tilde{S} obtained from (L, S) by a transformation Ψ_a .

Through the entire section we use as a tool the following lemma.

Lemma 5.1. *Suppose $L = K + N$, $f(K) = K$ and $\tilde{S} = \text{ort}(M_K|S)$ where M_K is a perfect moset of K . If $f(N) = \tilde{w}N$ for some $\tilde{w} \in W(\tilde{S})$, then $f'(K) = K, f'(N) = N$ for some $f' \sim f$.*

Proof. Put $h = \tilde{w}^{-1}f$ on N and $h = f^{-1}$ on K . Note $v = \tilde{w}^{-1}fh^{-1} \in I(L, S)$ is trivial on N . Since $M_K \perp \tilde{S}$, it is trivial also on M_K . Hence v is trivial on a perfect moset of L . By Theorem 1.2, $v \sim \text{Id}$. Hence $v \in W$ and $f' = v^{-1}\tilde{w}^{-1}f \sim f$. Then $f' = h$ and it preserves K and N . \square

5.1 Proof of Part A

First, we deduce the proof of this part from two propositions. Then we prove the propositions.

Proposition 5.1. *Suppose $f \in I(L, S)$, an irreducible component K of L is not of type D_{2n} and e is an end of K . Put $\tilde{S} = \Psi_e(S)$, $\tilde{L} = \Psi_e(L)$, $\tilde{K} = \Psi_e(K)$. The relation $f(L) \sim L$ holds if \tilde{K} is irreducible, and if, for some $f' \sim f$,*

$$f'(e) = e, f'(\tilde{L}) = w(\tilde{L}), f'(\tilde{K}) = w(\tilde{K}) \quad \text{where } w \in W(\tilde{S}). \quad (5.1)$$

The condition $f'(\tilde{K}) = w(\tilde{K})$ can be dropped if K is a component of minimal rank.

Proposition 5.2. *If L has type D_n , $n \geq 4$, then $L \sim f(L)$ for any $f \in I(L, S)$.*

PROOF OF 5.B. 1°. Lemma 5.1 applied to significant part K and insignificant part N of L reduces the general case to the case of insignificant L . We assume that $f(K) = K$. We also assume that $f(N) \sim N$ in \tilde{S} because N is an insignificant π -system in the irreducible not singleton component \tilde{S} of $\text{ort}(M_K|S)$ (see 2.3.4.D). By Lemma 5.1, $f'(K) = K$ and $f'(N) = N$ for some $f' \sim f$. Hence $f'(L) = L$.

2°. We prove by induction in rank of L that $f(L) \sim L$ for every insignificant L in any S . Let K be an irreducible component of minimal rank in L . If $K = D_n$, then by Proposition 5.2 $f(K) \sim K$. By replacing f by a W -equivalent function, we can assume that $f(K) = K$. Now we apply Lemma 5.1 while using the same notation as in 1°. Since $N = L \setminus K$ is an insignificant π -system in \tilde{S} and rank of N is smaller than rank of L , we assume that $f(N) \sim N$ in \tilde{S} . As in 1° we conclude that $f(L) \sim L$.

If $K \neq D_n$, then $\tilde{K} = \Psi_e(K)$ is irreducible insignificant for at least one of ends e of K . [We conclude this from Figure 2.] By 2.2.B $f'(e) = e$ for some $f' \sim f$. $\tilde{L} = \Psi_e(L)$ is an insignificant π -system in $\tilde{S} = \Psi_e(S)$ and, by the induction conjecture, $f'(\tilde{L}) = w(\tilde{L})$ for some $w \in W(\tilde{S})$. By Proposition 5.1, $f(L) \sim L$. \square

PROOF OF PROPOSITION 5.1. By 2.2.B, $f'(e) = e$ for some $f' \sim f$. By (5.1) $w^{-1}f'$ preserves \tilde{K} and \tilde{L} . Since $e \perp \tilde{S}$, it preserves also e . It is clear from Figure 2 that \tilde{K} is not of type D_{2k} . By 3.1.B this implies: all isometries of $S_{\tilde{K}}$ belong to the Weyl group of $S_{\tilde{K}}$. Put $h = \text{Id}$ on K and $h = w^{-1}f'$ on $L \setminus K$. Therefore

$w^{-1}f'h^{-1} = w'$ on \tilde{K} for some $w' \in W$ such that $w' = \text{Id}$ on $L \setminus \tilde{K}$. An isometry $g = (w')^{-1}w^{-1}f'h^{-1}$ of L does not move any point of $\{e\} + \tilde{L}$ which is a support of L by Lemma 4.2. Hence, $L \sim g(L) \sim f'h^{-1}(L) = f'(L) \sim f(L)$.

If K is a component of minimal rank, then $\tilde{K} = \emptyset$ or it is a unique component of minimal rank in \tilde{L} . Hence, if $f(\tilde{L}) = w(\tilde{L})$, then $w^{-1}f(\tilde{L}) = \tilde{L}$, and $w^{-1}f(\tilde{K})$ coincides with \tilde{K} because both are components of minimal rank. \square

PROOF OF PROPOSITION 5.2. 1°. Case $n = 4$. Note that $f \in I(L, S)$ has a unique continuation to \hat{L} , and it suffices to show that $f'(\hat{L}) = \hat{L}$ for some $f' \sim f$. By 2.2.B we can assume that f preserves the branching element c of \hat{L} . Put $f' \in \mathcal{F}$ if $f' \sim f$ and $f'(c) = c$. Denote by \mathcal{K} the class of all $K \subset \hat{L}$ such that $f'(K) \subset \hat{L}$ for some $f' \in \mathcal{F}$. Clearly, $k = \max\{|K| : K \in \mathcal{K}\} \leq 5$. It is sufficient to prove that $k \geq 5$.

Suppose $K \in \mathcal{K}$ such that $|K| = k$ and let $f'(K) \subset \hat{L}$. Since $c \in K$, the set $N = \hat{L} \setminus K$ is orthogonal. The restriction of f' to K can be extended to an isometry h of \hat{L} . An isometry $f'' = f'h^{-1}$ is trivial on K , $f''(N)$ is an orthogonal set and $f''(N) \perp K \setminus \{c\}$. The set $Q = \hat{L} \cup f''(\hat{L}) = \{\bar{c}\}$ is irreducible and $|Q| = 10 - k$. If $N \perp f''(N)$, then ∂c is an orthogonal set and Q is acyclic. By Proposition 2.3, every irreducible acyclic ADE system is represented by one of diagrams on Figure 2. We conclude $|Q| \leq 5$ and therefore $k \geq 5$.

Now suppose that there exist $a \in N$ and $b \in f''(N)$ such that $\langle a, b \rangle \neq 0$. There is an isometry h' of L trivial on K such that $f''h'(a) = b$. By Lemma 4.1 applied for $\tilde{L} = K$, there is $w \in W$ such that $wf''h' = \text{Id}$ on $K \cup \{a\}$ which contradicts the choice of K : for $K' = hh'(K \cup \{a\})$ we have $|K'| = k + 1$ and $f'(K') = f'hh'(K \cup \{a\}) = w^{-1}(K \cup \{a\}) = K \cup \{b\} \subset \hat{L}$. Thus $k = 4$, which means $f'(\hat{L}) = \hat{L}$.

2°. Case $n = 5$. First, we note that, if L is of type A_4 , then for an end $e \in L$, $\tilde{L} = \Psi_e(L)$ and $f(\tilde{L})$ are of type A_2 , hence, by 4.2.A, $\tilde{L} \sim f(\tilde{L})$. Therefore $L \sim f(L)$ by Proposition 5.1.

If $L = D_5$, then $K = L \setminus \{a\}$ is of type A_4 for one of ends of L . Hence, for some $w \in W$, $w^{-1}f(K) = K$. By 3.1.B, $w^{-1}f = w'$ on K for some $w' \in W$ and therefore f is W -equivalent to an isometry f' of D_5 which is trivial on K . By Lemma 4.1, either $f' \in W$ or $L \cup f'(L) = L \cup \{f'(a)\}$ is acyclic. Since the latter is impossible (see Fig. 2), we conclude $f \in W$.

3°. Case $n \geq 6$. There is $K = L \setminus \{a\}$ of type D_{n-1} . Suppose $f \in I(L, S)$ such that $f(K) = K$. The restriction g of f to K belongs to $\mathbb{A}(K)$. By 2.3.1.B, g^{-1} is the restriction to K of an $h \in \mathbb{A}(L)$. Note $f(L) = fh(L)$ and $fh \in I(L, S)$ is trivial on K . By Lemma 4.1, either $fh \in W$ or $N = L \cup fh(L) = L \cup f(a)$ is acyclic. In the first case, $f(L) = fh(L) \sim L$. In the second case, $f(L) \subset N = \hat{L}$. Therefore $L \sim f(L)$ as two simple systems of S_L . \square

5.2 Proof of Part B

In this theorem (and also in Theorem 1.3) we deal with the class of all irreducible ADE systems S except $D_n, n > 6$. We denote this class \mathfrak{S} . Note that Part B holds for S if all $L \in \mathbb{P}(S)$ with nontrivial insignificant parts are normal. We denote the class of S with this property by \mathfrak{A} .

Proposition 5.3. *If S is irreducible and $\Psi_a(S) \in \mathfrak{A}$ for all $a \in S$, then $S \in \mathfrak{A}$.*

Proof. Assuming that $\Psi_a(S) \in \mathfrak{A}$ for all $a \in S$ we check that, if $L \in \mathbb{P}(S)$ has a nontrivial insignificant part L_i , then $f(L) \sim L$ for all $f \in I(L, S)$. This follows from Part A if the significant part L_s of L is empty.

If $L_s \neq \emptyset$, then we consider an irreducible component K of L_s of minimal rank and an end e in K . The π -system $\tilde{L} = \Psi_e(L)$ in $\tilde{S} = \Psi_e(S)$ has the insignificant part L_i . Hence $f(\tilde{L}) \sim \tilde{L}$ in \tilde{S} by our assumption. Some $f' \sim f$ preserves \tilde{L} and e and $f(L) \sim L$ by Proposition 5.1. \square

Denote \mathfrak{S}_1 the class \mathfrak{S} augmented by reducible types $A_2 + A_1$, $A_3 + A_1$ and $D_4 + A_1$ and by all orthogonal types $kA_1, k \geq 1$. It follows immediately from Table 1 that:

5.2.A. \mathfrak{S}_1 is invariant with respect to all transformations $\Psi_a, a \in S$.

5.2.B. Any reducible $S \in \mathfrak{S}_1$ belongs to \mathfrak{A} .

Proof. The statement is trivial for orthogonal S . Suppose $S = A_2 + A_1$, $A_3 + A_1$ or $D_4 + A_1$ and let $L \in \mathbb{P}(S)$ have non-empty insignificant component L_i . If L is irreducible, then L must belong to a unique non-singleton irreducible component of S , and it is normal by Part A. If L is reducible, then $L \supset \tilde{L}$ where \tilde{L} is of type $A_2 + A_1$. [A_2 is a subset of an irreducible component of L_i and A_1 is contained in another component of L .] But none of A_2 , A_3 , D_4 contains $A_2 + A_1$, hence the singleton in \tilde{L} coincides with that in S . On the other hand, A_2 is maximal proper nonsignificant π -system in A_3 and D_4 . Hence $L = \tilde{L}$ and the statement follows from 4.2.A. \square

PROOF OF THEOREM 1.1, PART B. We will prove that $\mathfrak{S}_1 \subset \mathfrak{A}$.¹⁸ We use induction in rank of $S \in \mathfrak{S}_1$. In case of reducible S we have $S \in \mathfrak{A}$ by 5.2.B. If S is irreducible, we use Proposition 5.3 and 5.2.A. \square

5.3 Proof of Theorem 1.3

Note that $L \in \mathbb{P}(S)$ is rigid if and only if $f(L) \sim L$ for every $f \in I(L, S)$ such that $f(M_L) = M_L$. Clearly, this condition is satisfied if $W^{M_L} = \mathbb{S}(M_L)$ and it holds for all orthogonal and all normal systems. Therefore to prove Theorem 1.3 it is sufficient

¹⁸One can also show that $\mathfrak{S}_1 = \mathfrak{A}$ but we do not need this.

to prove that all special $L \in \mathbb{P}(S)$ are rigid if $S \in \mathfrak{S}$. All such L are significant by Theorem 1.1, Part B. Thus we need to prove only the rigidity of significant $L \in \mathbb{P}(S)$. By Theorem 1.8 all L are normal in A_n and E_6 . Therefore we can restrict ourselves by $S = D_4, D_5, D_6, E_7$ and E_8 .

We start with an illuminating example.

Example 1. Type $A_3 + 2A_1$ is rigid in D_6 . Indeed, possible tags are $(1, 0)$ and $(1, 1)$ and the mosets corresponding to these tags are not conjugate. However this type is non-rigid in D_n , $n \geq 7$, since there is additional possible tag $(0, 1)$ and the corresponding moset is conjugate to that of π -system with tag $(1, 0)$.

In the proof we use two lemmas.

Lemma 5.2. *If $S \in \mathfrak{S}$ and if $L \in \mathbb{P}(S)$ is of type $2A_3$, then there exists $w \in W$ which transposes irreducible components of L .*

Proof. Clearly, the lemma holds if $W^{M_L} = \mathbb{S}_4$. By 4.4.J this condition is satisfied for $S = A_n$ and E_6 . By Lemma 4.5 it is satisfied for $S = E_8$. To treat $S = E_7$ note that, by 2.2.A, W^{M_L} contains a subgroup isomorphic to the core group of S_L . The latter is isomorphic to $\mathbb{Z}_2 \times \mathbb{Z}_2$ by 3.1.B and 2.2.C. By Lemma 4.4, W^{M_L} for $S = E_7$ is either \mathbb{S}_3 or \mathbb{S}_4 . But \mathbb{S}_3 has no subgroup of order 4.

In the case of $S = D_6$, a unique $L \subset \Delta(D_6)$ of type $2A_3$ is $\{1, 2, 1', 5, 4, 5'\}$ in notation of Figure 3. Hence, $M_L = \{1, 1', 5, 5'\}$. Let f be an automorphism of L inducing on M_L transposition (15) and $(1'5')$. By Theorem 1.5, $f = w$ on M_L for some $w \in W$. By Theorem 1.2, $f \in W$. \square

Lemma 5.3. *If $S \in \mathfrak{S}$, then all $L \in \mathbb{P}(S)$ of type $A_3 + kA_1$ are rigid.*

Proof. It is sufficient to show that, if $f \in I(L, S)$ and $f(M_L) = M_L$, then $f'(L) = L$ for some $f' \sim f$. To this end it suffices to find $f' \sim f$ such that $f'(M_L) = M_L$ and $f'(M_K) = M_K$ where K is A_3 component of L . Indeed, since f' preserves M_K and $L \setminus K$, there is an isometry h of L such that $f'h = \text{Id}$ on M_L . By Theorem 1.2, $f'h = w$ on L for some $w \in W$. Hence $f'(L) = f'h(L) = w(L) \sim L$.

Put

$$Q = K \cup f(K), \quad I = Q \cap M_L, \quad J = M_L \setminus I.$$

Note that $Q \perp J$. Since Q does not contain any singleton, it belongs, by 2.3.4.D, it belongs to a unique not singleton irreducible component \tilde{S} of $\text{ort}(J|S)$.

Suppose $f(M_K) \cap M_K = \emptyset$. Since $|Q| = 6$, this is an acyclic set of type $2A_3$, \hat{D}_4 or \hat{D}_5 . In the first case, by Lemma 5.2, there is $w \in W(\tilde{S})$ that transposes K and $f(K)$. We have $w(M_L) = M_L$, $wf(K) = K$ and $wf(M_L) = M_L$. Since $L = K \cap M_L$, we get $wf(L) = L$ and $f' = wf$ is a required embedding. For the rest of cases, M_L is a moset of S_Q , and Theorem 1.5 implies $wf(M_K) = M_K$ for some $w \in W^{M_L}$.

Case $f(M_K) = M_K$ is trivial. In the remaining case $f(M_K) \cap M_K$ is a singleton $\{a\}$. By 4.4.J, we can assume that $f(a) = a$. Let $M_K = \{a, b\}$. Then $I = \{a, b, c\}$

where $c = f(b)$. We consider transpositions $w_1 = (ab), w_2 = (ac)$ and the product $w = w_1 w_2 w_1$. Note that $w_1 \in W^K, w_2 \in W^{f(K)}$ and $w = (bc) \in W^I$. Hence, $wf(M_K) = M_K$ and $wf(M_L) = M_L$. \square

PROOF OF THEOREM 1.3. Let \mathfrak{S}_2 be the class of projective root systems $S = S_0 + S_1$ where $S_0 \in \mathfrak{S}$ and S_1 is of type $kA_1, k \geq 0$. We prove by induction in rank of L that, if $S \in \mathfrak{S}_2$, then all significant $L \in \mathbb{P}(S)$ are rigid.¹⁹

1°. It follows from Table 1 that, if K is a component of L , then $\tilde{S} = \text{ort}(M_K|S) \in \mathfrak{S}_2$. Therefore by 2.3.4.A, if $\tilde{L} = L \setminus K$ is rigid in \tilde{S} , then $f(L) \sim L$ for every $f \in I(L, S)$ such that $f(K) = K$ and $f(M_L) = M_L$.

2°. Since all orthogonal S are rigid, we can assume that L has an irreducible component K of type A_{2i-1} with $i > 1$. Let $e \in K$ be an end and let $K' \subset K$ contain e and have type A_3 . Then $L' = K' \cup M_L$ is of type $A_3 + kA_1$. By Lemma 5.3, $f'(L') = L'$ for some $f' \sim f$, hence $f'(K') = K'$. By replacing f' with wf' , where $w \in W(K')$ is an automorphism of K' , we satisfy a condition $f'(e) = e$. Thus we arrive at conditions of Proposition 5.1 with $L = K \cup M_L$. Hence f is equivalent to an embedding preserving K , and the rigidity of L follows from 1°. \square

6 Description of Weyl orbits

In this section we describe, for every irreducible ADE system S : (a) all π -subdiagrams L of $\Delta = \Delta(S)$ representing special Weyl orbits: (b) which of them belong to the same orbit.

Cases of A_n and E_6 are already covered by Theorem 1.8.

6.1 Case of D_n

Since subdiagrams of any $L \subset \mathbb{P}(D_n)$ of classes D_2 and D_3 are contained in the significant part L_s of L , the tags of L and L_s coincide. Besides all distinguished diagrams are significant. By Part A of Theorem 1.1, it is sufficient to prove Theorem 1.9 for significant L . Each of them has a unique moset.

6.1.A. Let $N = N_1 \cup N_2$ be the partition of the set $N = \{1, 2, 3, \dots, 2m-1\}$ into odd and even numbers. Every distinguished subdiagram of $\Delta(D_{2m})$ corresponds to a pair (Γ, I) where $\Gamma \subset N_1$ and $I \subset N_2$ by the formula

$$L_\Gamma^I = \tau_\Gamma(N \setminus I)$$

Diagrams $L_{\Gamma_1}^{I_1}$ and $L_{\Gamma_2}^{I_2}$ are isomorphic if $I_1 = I_2$ and they are conjugate if and only if, in addition, $|\Gamma_1|$ and $|\Gamma_2|$ have the same parity.

This follows from Theorem 4.2 and Remark to this Theorem.

¹⁹One can show that all rigid S belong to \mathfrak{S}_2 .

6.1.B. Not distinguished significant diagrams are conjugate if and only if they have the same tag.

Proof. Suppose $L' = w(L)$ where $w \in W$. Then L and L' have the same tag because W preserves the types of connected components of a π -diagram and it preserves the classes of thin and thick diagrams.

On the other hand, if isomorphic L and L' have the same tag, then it is possible to establish a 1-1 correspondence between their components of each class D_2, D_3 and between the thin connected components of each type A_{2i-1} . We get this way the orthogonal decompositions $L = \sum L_i$ and $L' = \sum L'_i$ such that L_i is isomorphic to L'_i . By combining isomorphisms $f_i : L_i \rightarrow L'_i$ we define an isomorphism $f : L \rightarrow L'$. We can choose f_i in such a way that the restriction of f to M_L coincides with a permutation of columns in the matrix (1.1). This permutation belongs to W by Theorem 1.5. By Theorem 1.2, $f \in W$ and $L \sim f(L) = L'$. \square

6.2 Case of E_7

By Part B of Theorem 1.1 every special L is significant and therefore it has a unique moset M_L . By Theorem 1.3 it is rigid and therefore, by 4.4.B, Weyl orbits are in a 1-1 correspondence with the core orbits. We conclude from Theorem 4.5 that all special orbits have charge 3 or 4 and that each special type consists of two W-orbits: one with parity 0, the other with parity 1. All significant types with charge 3 and rank not bigger than 7 are $3A_1, A_3 + A_1, A_5$.

To restrict the list of candidates with charge 4 we use Lemma 4.4. We note that a singleton a of L belongs to M_L and it is a fixed point of W^{M_L} . On the other hand, if K of type A_{2i-1} with $i > 1$ is a connected component of L and if $a \in K$, then by 4.4.J and 4.4.D, there exists $w \in W^{M_L}$ such that $w(a) \neq a$. We apply Lemma 4.4 to a subset Q of \mathbb{M} representing M_L and we conclude that a significant L with charge 4 contains a singleton if and only if M_L has parity 1. Every special type is represented by subsets of parity 0 as well as parity 1 and therefore W^{M_L} for such type has a fixed point.

Significant L with charge 4 which satisfy this criterion belong to one of types $4A_1, A_3 + 2A_1, A_5 + A_1$. We arrive to the list of six types which coincides with the list of all distinguished types in $D_6 + A_1$. A subdiagram $\{2, 3, 4, 5, 6, 7\} + \{\ell_4\}$ of $\Delta(E_7)$ on Figure 3 is of type $D_6 + A_1$. In this subdiagram we find two representatives of every type on our list: one with node 2 and the other with node 3. They are shown on Table 5.

Table 5: Special Weyl orbits for E_7

Type:	Parity 0:	Parity 1:
$3A_1$	$\{2\} + \{5\} + \{7\}$	$\{3\} + \{5\} + \{7\}$
$A_3 + A_1$	$\{5, 6, 7\} + \{2\}$	$\{5, 6, 7\} + \{3\}$
A_5	$\{2, 4, 5, 6, 7\}$	$\{3, 4, 5, 6, 7\}$
$4A_1$	$\{3\} + \{5\} + \{7\} + \{\ell_4\}$	$\{2\} + \{5\} + \{7\} + \{\ell_4\}$
$A_3 + 2A_1$	$\{5, 6, 7\} + \{3\} + \{\ell_4\}$	$\{5, 6, 7\} + \{2\} + \{\ell_4\}$
$A_5 + A_1$	$\{3, 4, 5, 6, 7\} + \{\ell_4\}$	$\{2, 4, 5, 6, 7\} + \{\ell_4\}$

6.3 Case of E_8

As in the case of E_7 all special L are significant and rigid. By Theorem 4.6 and 1.7 every special type is represented by two Weyl orbits with charge 4 and different parities.

Every significant L with charge 4 belongs to one of types $4A_1$, $A_3 + 2A_1$, $2A_3$, $A_5 + A_1$ and A_7 . This is the list of all distinguished types in D_8 . A subdiagram $\{2, 3, 4, 5, 6, 7, 8, \ell_5\}$ of $\Delta(E_8)$ on Figure 3 is of type D_8 . In this subdiagram we find, for every type, two representatives described on Table 6.

Table 6: Special Weyl orbits for E_8

Type:	Parity 0:	Parity 1:
$4A_1$	$\{2\} + \{5\} + \{7\} + \{\ell_5\}$	$\{3\} + \{5\} + \{7\} + \{\ell_5\}$
$A_3 + 2A_1$	$\{7, 8, \ell_5\} + \{5\} + \{2\}$	$\{7, 8, \ell_5\} + \{5\} + \{3\}$
$2A_3$	$\{7, 8, \ell_5\} + \{2, 4, 5\}$	$\{7, 8, \ell_5\} + \{3, 4, 5\}$
$A_5 + A_1$	$\{5, 6, 7, 8, \ell_5\} + \{2\}$	$\{5, 6, 7, 8, \ell_5\} + \{3\}$
A_7	$\{2, 4, 5, 6, 7, 8, \ell_5\}$	$\{3, 4, 5, 6, 7, 8, \ell_5\}$

References

- [Bou02] N. Bourbaki, *Elements of mathematics. Lie groups Lie algebras. Chapters 4—6*, Springer, 2002.
- [CM93] D. H. Collingwood and W. M. McGovern, *Nilpotent orbits in semisimple Lie algebras*, Chapman and Hall, London, 1993.
- [Dyn46] E. B. Dynkin, *Classification of simple Lie groups*, Matemat. Sbornik **18(60)** (1946), 347—352. English translation in Selected papers of E. B. Dynkin, pages 23–29, Amer. Math. Soc., International Press, 2000.
- [Dyn47] ———, *Structure of semisimple algebras*, Uspehi Matematicheskikh Nauk (N. S.) **2**, no. **4(20)** (1947), 59—127. English translation in Amer. Math. Soc. Translation, Number 17, 1950, 143 pages.
- [Dyn51] ———, *Automorphisms of simple Lie algebras*, Doklady Akad Nauk SSSR N.S. **76** (1951), 629—632.
- [Dyn52a] ———, *Maximal subgroups of classical groups*, Trudy Moskov. Mat. Obsh. **1** (1952), 39—166. English translation in Amer. Math. Soc. Translations (Ser. 2), Vol. 6 (1957), 111—244.
- [Dyn52b] ———, *Semisimple subalgebras of semisimple Lie algebras*, Mat. Sbornik N.S. **32(72)** (1952), 349—462. English translation in Amer. Math. Soc. Translations (Ser. 2), Vol. 6 (1957), 111—245.
- [Hum90] J. E. Humphreys, *Reflection groups and Coxeter groups*, Cambridge University Press, Cambridge, 1990.
- [LS96] M. W. Liebeck and G. M. Seitz, *Reductive subgroups of exceptional algebraic groups*, Mem. Amer. Math. Soc. **121(580)** (1996).
- [Mal44] A. I. Malcev, *On semisimple subgroups of Lie Groups*, Izvestiya Akad. Nauk SSSR, Ser. mat. **8** (1944), 143—174. English translation in Amer. Math. Soc. Translations, Vol. 33 (1950).
- [McG02] W.M. McGovern, *The adjoint representation and the adjoint action*. Invariant theory and algebraic transformation groups, in Encyclopaedia of Mathematical Sciences, Springer (2002), 159—241.
- [MS07] J. McKee and C. Smyth, *Integer symmetric matrices having all their eigenvalues in the interval $[-2, 2]$* , Journal of algebra **317(1)** (2007), 260—290.
- [Min06] A. N. Minchenko, *Semisimple subalgebras of exceptional Lie algebras*, Trudy Moskov. Mat. Obshchestva **67** (2006), 256—293. In Russian.
- [OV90] A. L. Onishchik and E. B. Vinberg, *Lie groups and algebraic groups*, Springer, 1990.
- [Osh07] T. Oshima, *A classification of subsystems of a root system* (2007), 1—47. arXiv: math/0611904v4 [math RT].
- [Ser01] J.-P. Serre, *Complex semisimple Lie algebras*, Springer, 2001.
- [Vog91] D. Vogan, *Associated varieties and unipotent representations. In Harmonic analysis on reductive groups*, Progr. Math., 101, Birkhuser Boston, Boston, MA, 1991.