

B_s^0 Decays at Belle

Remi Louvot*

(On behalf of the Belle collaboration)

Laboratoire de Physique des Hautes Énergies,

École Polytechnique Fédérale de Lausanne (EPFL), Lausanne, Switzerland

E-mail: remi.louvot@epfl.ch

The large data sample being recorded with the Belle detector at the $\Upsilon(5S)$ energy provides a unique opportunity to study the poorly-known B_s^0 meson. Three analyses, using a sample of 23.6 fb^{-1} , are presented. We report the first observation of the three dominant exclusive B_s^0 decays, $B_s^0 \rightarrow D_s^{*-} \pi^+$, $B_s^0 \rightarrow D_s^- \rho^+$ and $B_s^0 \rightarrow D_s^{*-} \rho^+$, the first observation of the CP -eigenstate decay $B_s^0 \rightarrow J/\psi \eta$, and the results from a study of the charmless $B_s^0 \rightarrow K^+ K^-$, $B_s^0 \rightarrow K^+ \pi^-$, $B_s^0 \rightarrow \pi^+ \pi^-$ and $B_s^0 \rightarrow K_S^0 K_S^0$ decays. The following branching fraction measurements are presented: (When mentioned, the systematic errors due to the uncertainties on the fraction $f_s = \sigma(e^+ e^- \rightarrow B_s^{(*)} \bar{B}_s^{(*)}) / \sigma_{b\bar{b}}$ and on the decay polarization (pol.) are quoted separately.)

$$\mathcal{B}(B_s^0 \rightarrow D_s^{*-} \pi^+) = (2.4_{-0.4}^{+0.5}(\text{stat.}) \pm 0.3(\text{syst.}) \pm 0.4(f_s)) \times 10^{-3},$$

$$\mathcal{B}(B_s^0 \rightarrow D_s^- \rho^+) = (8.5_{-1.2}^{+1.3}(\text{stat.}) \pm 1.1(\text{syst.}) \pm 1.3(f_s)) \times 10^{-3},$$

$$\mathcal{B}(B_s^0 \rightarrow D_s^{*-} \rho^+) = (13.0_{-2.1}^{+2.3}(\text{stat.}) \pm 1.7(\text{syst.}) \pm 1.7(\text{pol.}) \pm 1.9(f_s)) \times 10^{-3},$$

$$\mathcal{B}(B_s^0 \rightarrow J/\psi \eta) = (3.69 \pm 0.95(\text{stat.})_{-0.95}^{+0.65}(\text{syst.})) \times 10^{-4} \text{ and}$$

$$\mathcal{B}(B_s^0 \rightarrow K^+ K^-) = (3.8_{-0.9}^{+1.0}(\text{stat.}) \pm 0.7(\text{syst.})) \times 10^{-5},$$

and the limits at 90% confidence level:

$$\mathcal{B}(B_s^0 \rightarrow \pi^+ \pi^-) < 1.2 \times 10^{-5},$$

$$\mathcal{B}(B_s^0 \rightarrow K^+ \pi^-) < 2.6 \times 10^{-5} \text{ and}$$

$$\mathcal{B}(B_s^0 \rightarrow K^0 \bar{K}^0) < 6.6 \times 10^{-5}.$$

May 4, 2022

The 2009 Europhysics Conference on High Energy Physics,
July 16 - 22, 2009
Krakow, Poland

*Speaker.

Introduction

The Belle experiment [1], located at the interaction point of the KEKB asymmetric-energy e^+e^- collider [2], was designed for the study of B mesons¹ produced in e^+e^- annihilation at a center-of-mass (CM) energy corresponding to the mass of the $\Upsilon(4S)$ resonance ($\sqrt{s} \approx 10.58$ GeV). After having recorded an unprecedented sample of ~ 800 millions of $B\bar{B}$ pairs, the Belle collaboration started to record collisions at higher energies, opening the possibility to study other particles, like the B_s^0 meson. Up to now, $L_{\text{int}} = 23.6 \text{ fb}^{-1}$ of data have been analyzed at the energy of the $\Upsilon(5S)$ resonance ($\sqrt{s} \approx 10.87$ GeV).

The $\Upsilon(5S)$ resonance is above the $B_s^0\bar{B}_s^0$ threshold and it was naturally expected that the B_s^0 meson could be studied with $\Upsilon(5S)$ data as well as the B mesons are with $\Upsilon(4S)$ data. The large potential of such $\Upsilon(5S)$ data was quickly confirmed [3, 4] with the 2005 engineering run representing 1.86 fb^{-1} . The main advantage with respect to the hadronic colliders is the possibility of measurements of absolute branching fractions. However, the abundance of B_s^0 mesons in $\Upsilon(5S)$ hadronic events has to be precisely determined. Above the $e^+e^- \rightarrow u\bar{u}, d\bar{d}, s\bar{s}, c\bar{c}$ continuum events, the $e^+e^- \rightarrow b\bar{b}$ process can produce different kinds of final states: seven with a pair of non-strange B mesons ($B^*\bar{B}^*, B^*\bar{B}, B\bar{B}, B^*\bar{B}^*\pi, B^*\bar{B}\pi, B\bar{B}\pi$ and $B\bar{B}\pi\pi$), three with a pair of B_s^0 mesons ($B_s^*\bar{B}_s^*, B_s^*\bar{B}_s^0$ and $B_s^0\bar{B}_s^0$), and final states involving a bottomonium resonance below the $B\bar{B}$ threshold [5]. The B^* and B_s^* mesons always decay by emission of a photon. The total $e^+e^- \rightarrow b\bar{b}$ cross section at the $\Upsilon(5S)$ energy was measured to be $\sigma_{b\bar{b}} = (302 \pm 14) \text{ pb}$ [3, 6] and the fraction of B_s^0 events to be $f_s = \sigma(e^+e^- \rightarrow B_s^{(*)}\bar{B}_s^{(*)})/\sigma_{b\bar{b}} = (19.3 \pm 2.9) \%$ [7]. The dominant B_s^0 production mode, $b\bar{b} \rightarrow B_s^*\bar{B}_s^*$, represents $f_{B_s^*\bar{B}_s^*} = (90.1_{-4.0}^{+3.8} \pm 0.2) \%$ of the $b\bar{b} \rightarrow B_s^{(*)}\bar{B}_s^{(*)}$ events [8].

For all the exclusive modes presented here, the B_s^0 candidates are fully reconstructed from the final-state particles. From the reconstructed four-momentum in the CM, $(E_{B_s^0}^*, p_{B_s^0}^*)$, two variables are formed: the energy difference $\Delta E = E_{B_s^0}^* - \sqrt{s}/2$ and the beam-constrained mass $M_{\text{bc}} = \sqrt{s/4 - p_{B_s^0}^{*2}}$. The signal coming from the dominant $e^+e^- \rightarrow B_s^*\bar{B}_s^*$ production mode is extracted from a two-dimensional fit performed on the distribution of these two variables. The corresponding branching fraction is then extracted using the total efficiency (including sub-decay branching fractions) determined with Monte-Carlo simulations, $\sum \varepsilon \mathcal{B}$, and the number of B_s^0 mesons produced via the $e^+e^- \rightarrow B_s^*\bar{B}_s^*$ process, $N_{B_s^0} = 2 \times L_{\text{int}} \times \sigma_{b\bar{b}} \times f_s \times f_{B_s^*\bar{B}_s^*} = (2.48 \pm 0.41) \times 10^6$.

1. Observation of three new CKM-favored B_s^0 decays

Following our recent measurement of $B_s^0 \rightarrow D_s^- \pi^+$ [8], we present for the first time an extension of this analysis which includes decays with photons in the final state and report the first observations of the decays $B_s^0 \rightarrow D_s^{*-} \pi^+$, $B_s^0 \rightarrow D_s^- \rho^+$ and $B_s^0 \rightarrow D_s^{*-} \rho^+$. The leading process of these three modes is a $b \rightarrow c\bar{u}d$ tree-level transition of order λ^2 with a spectator s quark. The D_s^- mesons are reconstructed via three modes : $D_s^- \rightarrow \phi(\rightarrow K^+ K^-) \pi^-$, $D_s^- \rightarrow K^{*0}(\rightarrow K^+ \pi^-) K^-$ and $D_s^- \rightarrow K_S^0(\rightarrow \pi^+ \pi^-) K^-$. Based on the ratio of the second and the zeroth Fox-Wolfram moments [9], R_2 , the $e^+e^- \rightarrow u\bar{u}, d\bar{d}, s\bar{s}, c\bar{c}$ continuum events are efficiently rejected by taking advantage of the difference between their event geometry (jet like, high R_2) and the signal event shape (spherical, low R_2). The $B_s^0 \rightarrow D_s^{*-} \pi^+$ ($B_s^0 \rightarrow D_s^- \rho^+$ and $B_s^0 \rightarrow D_s^{*-} \rho^+$) candidates with R_2 smaller than

¹The notation “ B ” refers either to a B^0 or a B^+ . Moreover, charge-conjugated states are implied everywhere.

0.5 (0.35) are kept for further analysis. A best candidate selection, based on the intermediate particle reconstructed masses, is then implemented to keep only one B_s^0 candidate per event. The M_{bc} and ΔE distribution of the selected candidates for the three modes are shown in Fig. 1, where the various components of the fit are described.

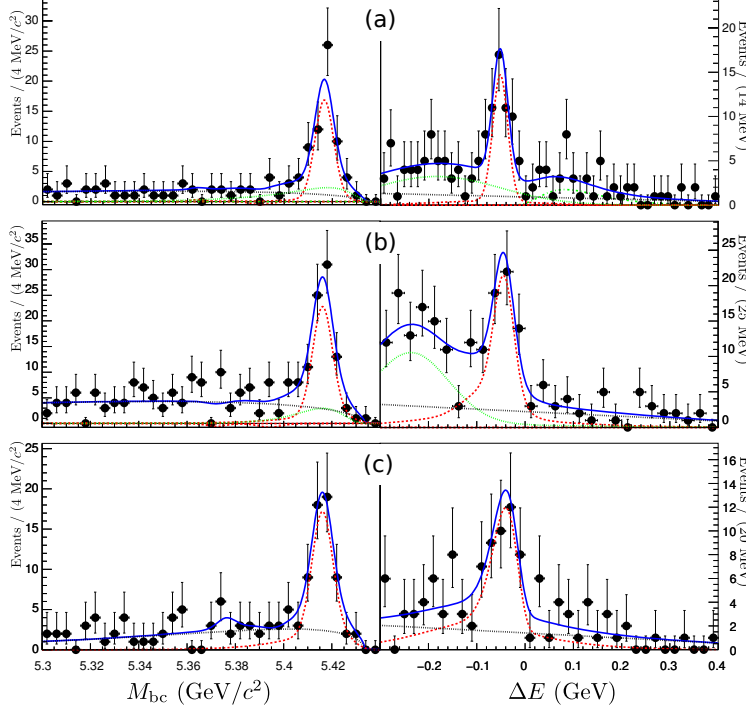


Figure 1: Histograms with the fit results. The left (right) plots shows the M_{bc} (ΔE) projections for the candidates with ΔE (M_{bc}) in the $B_s^* \bar{B}_s^*$ signal region. The red-dashed (green-dotted, black-dotted, solid-blue) lines represent the signal (peaking B_s^0 background, continuum, total) fitted PDF. (a): $B_s^0 \rightarrow D_s^{*-} \pi^+$ candidates. $B_s^0 \rightarrow D_s^- \pi^+$ ($B_s^0 \rightarrow D_s^- \rho^+$) events can be distinguished on the right (left) of the signal peak in the ΔE plot. (b): $B_s^0 \rightarrow D_s^- \rho^+$ candidates. The peaking background comes from $B_s^0 \rightarrow D_s^{*-} \rho^+$ events. (c): $B_s^0 \rightarrow D_s^{*-} \rho^+$ candidates.

The numerical results are summarized in Table 1. The systematic error coming from f_s is separated from the other source of uncertainties. The $B_s^0 \rightarrow D_s^{*-} \rho^+$ mode is the decay of the spinless B_s^0 to two spin-1 particles. The proportion of longitudinal polarization, f_L , is not known, and the efficiencies depend significantly on this parameter. A 13% relative error, denoted “pol.”, is added to the branching fraction uncertainty to take this into account.

Mode	$N_{\text{sig}}^{B_s^* \bar{B}_s^*}$	$\Sigma \epsilon \mathcal{B}$ (10^{-3})	S	Branching fraction
$B_s^0 \rightarrow D_s^{*-} \pi^+$	$53.4^{+10.3}_{-9.4}$	9.1 ± 0.6	8.4σ	$(2.4^{+0.5}_{-0.4}(\text{stat.}) \pm 0.3(\text{syst.}) \pm 0.4(f_s)) \times 10^{-3}$
$B_s^0 \rightarrow D_s^- \rho^+$	$92.2^{+14.2}_{-13.2}$	4.4 ± 0.3	10.6σ	$(8.5^{+1.3}_{-1.2}(\text{stat.}) \pm 1.1(\text{syst.}) \pm 1.3(f_s)) \times 10^{-3}$
$B_s^0 \rightarrow D_s^{*-} \rho^+$	$86.6^{+15.1}_{-14.0}$	2.7 ± 0.2	8.7σ	$(13.0^{+2.3}_{-2.1}(\text{stat.}) \pm 1.7(\text{syst.}) \pm 1.7(\text{pol.}) \pm 1.9(f_s)) \times 10^{-3}$

Table 1: Signal yields for the $B_s^* \bar{B}_s^*$ production process with statistical error, N_{sig} , total efficiencies, $\Sigma \epsilon \mathcal{B}$, statistical significances, S , and measured branching fractions for the $B_s^0 \rightarrow D_s^{*-} \pi^+$, $B_s^0 \rightarrow D_s^- \rho^+$ and $B_s^0 \rightarrow D_s^{*-} \rho^+$ modes.

These first observations confirm the large predominance of the $B_s^* \bar{B}_s^*$ production mode as no significant excess is seen in the other two signal regions. Within uncertainties, no deviation from the $SU(3)$ -related B^0 decays is seen.

2. First observation of the CP-eigenstate decay $B_s^0 \rightarrow J/\psi \eta$

B_s^0 decays to CP eigenstates are important for CP -violation parameter measurements [10] and

preliminary results about the first observation of $B_s^0 \rightarrow J/\psi \eta$ [11] are reported. The J/ψ candidates are formed with oppositely-charged electron or muon pairs, while η candidates are reconstructed via the $\eta \rightarrow \gamma\gamma$ and $\eta \rightarrow \pi^+\pi^-\pi^0$ modes. A mass (mass and vertex) constrained fit is then applied to the η (J/ψ) candidates. If more than one candidate per event satisfies all the selection criteria, the one with the smallest fit residual is selected. The main background is the continuum, which is reduced by requiring $R_2 < 0.4$. The combined M_{bc} and ΔE distributions are presented in Fig. 2. The $B_s^0 \rightarrow J/\psi \eta$, $\eta \rightarrow \gamma\gamma$ and $B_s^0 \rightarrow J/\psi \eta$, $\eta \rightarrow \pi^+\pi^-\pi^0$ candidates are fitted separately. Table 2 presents the numerical results.

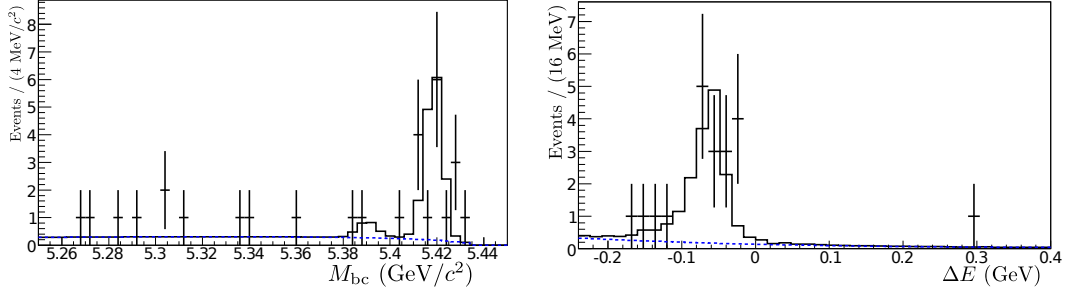


Figure 2: Projection of the $B_s^0 \rightarrow J/\psi \eta$ candidates (points with error bars) and the fitted PDF (solid line) in the $B_s^* \bar{B}_s^*$ signal region. The sub-modes $\eta \rightarrow \gamma\gamma$ and $\eta \rightarrow \pi^+\pi^-\pi^0$, which are fitted separately, are summed in these plots. The blue-dotted line represents the continuum component of the PDF. The small peak in the M_{bc} plot is the $B_s^* \bar{B}_s^0$ contribution, as the $B_s^* \bar{B}_s^*$ signal range for ΔE overlaps the one for $B_s^* \bar{B}_s^0$ signal.

	$B_s^0 \rightarrow J/\psi \eta$, $\eta \rightarrow \gamma\gamma$	$B_s^0 \rightarrow J/\psi \eta$, $\eta \rightarrow \pi^+\pi^-\pi^0$
$B_s^* \bar{B}_s^*$ Signal Yield	12.1 ± 3.8	5.6 ± 2.5
Stat. Significance	5.9σ	4.0σ
$\mathcal{B}(B_s^0 \rightarrow J/\psi \eta)$ (combined)	$(3.69 \pm 0.95(\text{stat.})_{-0.95}^{+0.65}(\text{syst.})) \times 10^{-4}$	

Table 2: $B_s^0 \rightarrow J/\psi \eta$ results: yields, significances and branching fraction.

3. Observation of $B_s^0 \rightarrow K^+ K^-$ and searches for $B_s^0 \rightarrow \pi^+ \pi^-$, $B_s^0 \rightarrow K^+ \pi^-$ and $B_s^0 \rightarrow K_S^0 K_S^0$

Finally, we present our results for the $B_s^0 \rightarrow K^+ K^-$, $B_s^0 \rightarrow K^+ \pi^-$, $B_s^0 \rightarrow \pi^+ \pi^-$ and $B_s^0 \rightarrow K_S^0 K_S^0$ charmless decays. The $B_s^0 \rightarrow K^+ K^-$ mode is particularly interesting because it can be used for the determination of the CKM angle γ [12] and may be sensitive to New Physics [13]. The charged pion and kaon candidates are selected using charged tracks and identified with energy deposition, momentum and time-of-flight measurements. The K_S^0 candidates are reconstructed via the $K_S^0 \rightarrow \pi^+ \pi^-$ decay, by selecting two oppositely-charged tracks matching various geometrical requirements [14]. A likelihood based on a Fisher discriminant using 16 modified Fox-Wolfram moments [15] is implemented to reduce the continuum, which is the main source of background.

We do observe a 5.8σ excess of 24 ± 6 events in the $B_s^* \bar{B}_s^*$ region for the $B_s^0 \rightarrow K^+ K^-$ mode (Fig. 3). The branching fraction $\mathcal{B}(B_s^0 \rightarrow K^+ K^-) = (3.8_{-0.9}^{+1.0}(\text{stat.}) \pm 0.7(\text{syst.})) \times 10^{-5}$ is derived. On the other hand, no significant signal is seen for the other modes. Including the systematics uncertainties, we set the following upper limits at 90% confidence level: $\mathcal{B}(B_s^0 \rightarrow \pi^+ \pi^-) <$

1.2×10^{-5} , $\mathcal{B}(B_s^0 \rightarrow K^+\pi^-) < 2.6 \times 10^{-5}$ and, assuming $\mathcal{B}(B_s^0 \rightarrow K_S^0 K_S^0) = \mathcal{B}(B_s^0 \rightarrow K_L^0 K_L^0)$, $\mathcal{B}(B_s^0 \rightarrow K^0 \bar{K}^0) < 6.6 \times 10^{-5}$. The later is the first limit set for the $B_s^0 \rightarrow K^0 \bar{K}^0$ mode. All the other values are compatible with the CDF results [16, 17].

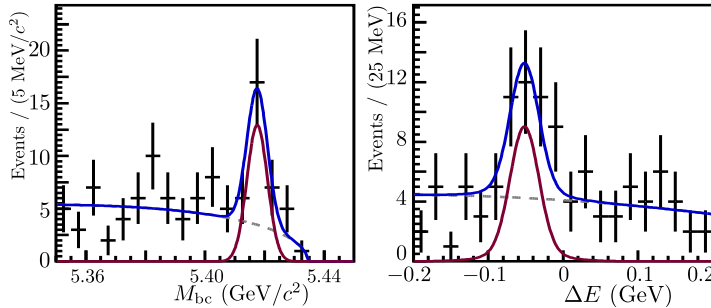


Figure 3: Projections of the $B_s^0 \rightarrow K^+K^-$ candidates (points with error bars) and the fitted PDF (solid blue line) in the $B_s^* \bar{B}_s^*$ signal region. The solid-red (dotted-grey) line represents the signal (continuum) component of the PDF.

Conclusion

All these studies demonstrate the great potential of the Belle data set recorded at $\Upsilon(5S)$ energy. The sensitivity obtained for several B_s^0 modes allows many interesting studies. The branching fraction determinations of several important modes is ongoing and eight new measurements have been reported here. So far, the full Belle sample has reached 100 fb^{-1} , and the KEKB collider may continue delivering collisions at the $\Upsilon(5S)$ energy during the fall 2009. Of course, many more interesting results are expected with the full Belle $\Upsilon(5S)$ data set.

References

- [1] A. Abashian *et al.* (Belle Collaboration), *Nucl. Instrum. Methods A* **479** (2002) 117.
- [2] S. Kurokawa and E. Kikutani, *Nucl. Instrum. Methods A* **499** (2003) 1.
- [3] A. Drutskoy *et al.* (Belle Collaboration), *Phys. Rev. Lett.* **98** (2007) 052001.
- [4] A. Drutskoy *et al.* (Belle Collaboration), *Phys. Rev. D* **76** (2007) 012002.
- [5] K. F. Chen *et al.* (Belle Collaboration), *Phys. Rev. Lett.* **100** (2008) 112001.
- [6] G. S. Huang *et al.* (CLEO Collaboration), *Phys. Rev. D* **75** (2007) 012002.
- [7] C. Amsler *et al.* (Particle Data Group), *Phys. Lett. B* **667** (2008) 1.
- [8] R. Louvot *et al.* (Belle Collaboration), *Phys. Rev. Lett.* **102** (2009) 021801.
- [9] G.C. Fox and S. Wolfram, *Phys. Rev. Lett.* **41** (1978) 1581.
- [10] I. Dunietz, R. Fleischer and U. Nierste, *Phys. Rev. D* **63** (2001) 114015.
- [11] A. Druskoy, ArXiv:0905.2959v1 [hep-ex] (2009).
- [12] R. Fleischer, *Phys. Lett. B* **459** (1999) 306.
- [13] D. London and J. Matias, *Phys. Rev. D* **70** (2004) 031502.
- [14] F. Fang, Ph.D. thesis, University of Hawaii (2003).
- [15] S.H. Lee *et al.* (Belle Collaboration), *Phys. Rev. Lett.* **91** (2003) 26.
- [16] A. Abulencia *et al.* (CDF collaboration), *Phys. Rev. Lett.* **97** (2006) 211802.
- [17] T. Aaltonen *et al.* (CDF collaboration), *Phys. Rev. Lett.* **103** (2009) 031801.