

Mutual Emotion-Cognition Dynamics

Mikhail I. Rabinovich and Mehmet K. Muezzinoglu

BioCircuits Institute
University of California, San Diego
9500 Gilman Dr., La Jolla, CA, 92093-0402

Abstract

We present a new paradigm in the study of brain mental dynamics on the basis of the stable transient activity neural networks observed in experiments. This new approach is in contrast to traditional system analysis usually adopted in cognitive modeling. Transient dynamics offers a sound formalism of the observed qualities of brain activity, while providing a rigorous set of analysis tools. Transients have two main features: First, they are resistant to noise, and reliable even in the face of small variations in initial conditions; the sequence of states visited by the system (its trajectory), is thus structurally stable. Second, the transients are input-specific, and thus convey information about what caused them in the first place. This new dynamical view manifests a rigorous explanation of how perception, cognition, emotion, and other mental processes evolve as a sequence of activity patterns in the brain, and, most importantly, how they interfere with each other. The ideas discussed and demonstrated here lead to the creation of a quantitative theory of the human mental activity and can be deployed on artificial agents.

Introduction

It looks like the popular opinion that “it is much easier to invent an artificial brain than to discover the working principles of the human brain” is true. This is because an artificial intellect only requires the execution of mental functions, and not the underlying brain mechanisms. This kind of modeling does not require the discovery of one of nature’s greatest secrets, namely, *the origin of thoughts*.

A specific intellectual function can be modeled in many different ways, and none of these ways need to be biomimetic. The success of artificial intelligence in discovering these ways in its own path is important for understanding the principles of the brain, because it provides us with a vision of how a real-life problem can be solved in general, but not necessarily of whether nature uses these principles.

It is crucial to realize that the transfer of “artificial ideas” to the human brain may lead us in the wrong direction. Here are two examples: The first one is a traditional paradigm suggesting that the human brain is similar to a computer

with a huge number of computing units. In contrast with the computer, however, which reorganizes incoming information, *the brain is an active system that is also able to generate new information by itself*. The brain is even able to generate its own emotions.

The second example is related to emotions: Due to the profound interest in human-robot interactions, a new field has emerged that involves the creation of emotional robots (Fellous and Arbib 2005). Modeling the emotion-cognition tandem of human mental life in robotic applications is a very promising direction that could qualitatively leverage the artificial intelligence. The state-of-the-art in emotional robot design is faithful to the algorithmic perspective, prescribes the solution in a sequential order. As a result the artificial brain solves cognitive and emotional problems step by step. However, both the cognition and the emotion are complex dynamical processes that involve the representation and the assessment of stimuli, stressors, and a prediction of possible coping behaviors. To carry out these, the human brain follows a *parallel, competitive, and dynamical* procedure in *continuous time*. We claim that integration of these principles in the design is vital for the long-term success of an emotionally- and cognitively-capable artificial agent, and even for modeling disorders.

This paper accounts for these principles in an ecological framework and formulates a joint dynamical model for cognition and emotion. The model can be directly realized using basic numerical methods for real-time applications. In the following section, we revisit the short history of the dynamical approaches to the modeling of the brain’s mental functions of emotion, cognition, perception, and consciousness. In Section III, we describe the model and a transient dynamical regime within its repertoire that is critical in our development. We provide some numerical examples in Section IV, followed by a brief discussion and concluding remarks in Section V.

Dynamics of Cognition and Emotion

Background and Motivation

As the two main players of human mental life, emotion and cognition have been under the spotlight for researchers for a long time both individually and jointly. The tradition for understanding thought based on dynamical systems theory

has its roots in the cybernetics era of the 1940s. It was a time when information theory, dynamics, and computation were brought together for studying the brain (Ashby 1954). However, with the dominance of symbolic artificial intellect, “information-processing psychology,” and the absence of a good experimental technology in the 1960s and 1970s, dynamical-systems-based approaches were not extensively pursued. More recently, the idea that dynamics is a relevant framework for understanding cognition has become popular again. For example, (Thelen and Smith 1994) describe the development of kicking and reaching in infants in terms of dynamical notions such as the stability of attractors in a phase space that is defined by the body and environmental parameters. Movements to new stages in development are explained in terms of bifurcations to new attractors as a result of a change in the order parameters, e.g., infant weight, body length, etc., as the infant grows. Thelen and Smith believe that “higher cognition” is ultimately rooted in these types of spatial skills learned in infancy, and, thus, that higher cognition will itself be best understood dynamically. They contrast their account with traditional “information processing” theories of development, in which new developmental stages are caused by brain maturation and the increasing ability of maturing infants to reason logically.

(Port and van Gelder 1995) have formulated the general idea that cognition should be characterized as a continual coupling among brain, body, and environment that unfolds in real time, as opposed to the discrete time steps of the artificial intellect. This is said to contrast with the computation’s focus on “internal structure,” i.e., its concern with the static organization of information processing and representational structure in a cognitive system. A dynamical approach means that the organization of brain structures is also dynamical and functional, i.e., not only anatomical. Thus the dynamical approach to cognition is a confederation of research efforts bound together by the idea that natural cognition is a dynamical phenomenon and best understood in dynamical terms. This contrasts with the “law of qualitative structure” (Newell and Simon 1976) governing orthodox or “classical” cognitive science, which holds that cognition is a form of digital computation.

The quest for the dynamical origin of emotions goes back many decades. (Franz 1935) devoted attention to the dynamics of emotions by describing emotional sequences together with their content. He emphasized that only the balance between incorporation, elimination and retention represents the fundamental dynamics of the biological process called life. Recently, (Zautra 2003) has developed a two-dimensional approach in which both positive and negative emotions are conceptualized and measured as co-occurring simultaneous dynamical processes.

The Natural Course of Mental Activity

Although classical cognitive science has interpreted cognition as something *happening* over time, the dynamical approach sees cognition as *being* in time, i.e., as an inherently temporal phenomenon. For example, when a dynamical model of the information (sensory) coding is created, time is included in the coding space (Rabinovich et al. 2006).

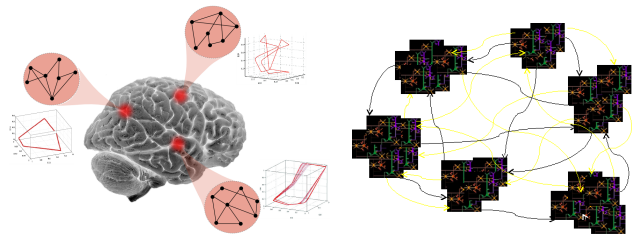


Figure 1: Brain centers are densely connected networks that can demonstrate a broad range of dynamical behaviors within their individual phase spaces, as illustrated on the left panel. Long-range (excitatory or inhibitory) connections couple these dynamics (as shown on right panel) that results in dynamical patterns observable on the joint phase space.

Details of timing (durations, rates, synchronizes, etc.) matter (Buzsaki and Draguhn 2004).

New results in the brain imaging, particularly functional magnetic resonance imaging (fMRI) data, have revealed some fundamental properties and functional organization of the brain systems that correlate with emotion and cognitive functions (Phan et al. 2002; Dolcos and McCarthy 2006).

Each of the brain centers that form the functional emotional subcircuit or mode is itself a very complex dynamical system with several characteristic time scales (see Fig. 1). These systems are open to an enormous range of neural stimulations from a wide range of brain areas. The spatiotemporal pattern of brain activity underlying an emotion is typically very sensitive to the external or internal stimuli. Amygdala, for example, receives information from both cortical and subcortical structures. These include highly processed information from the visual system, the auditory cortex, the olfactory and gustatory neocortex and the somatosensory cortex. In short, it is directly informed about each of the five senses. The amygdala also receives projections from association cortex, from the thalamus (relaying basic, unprocessed sensory signals), the hippocampus (high level information about the relationship between objects and events in the external world), and from a range of structures that represent internal bodily states, such as hunger and thirst.

It is important to take into account that *emotions and cognition are active processes* that result in specific changing of the brain organization in time and dynamical brain’s response to environmental information and representation of the self. These processes are determined by the functional (not necessary anatomical) connections between brain areas or neural circuits that participate in the execution of cognitive functions and generation of emotions. At different segments or steps of temporal emotional or cognitive process, these networks form different temporal sequences that execute and represent different emotions and cognitive functions in the brain.

Given the necessity that any useful analysis must be based on an accurate quantification of the investigated phenomenon, numerous attempts have been made to assess cognition and emotion. Being directly related to the processing of auxiliary information, cognition has attracted

relatively more attention in these efforts, particularly in the form of task development assessing decision making tasks (Schraagen and Chipman 2000; Hollnagel 2003). Although, tests aiming solely at emotional quantities also exists (see, for example, (Price, Barreil, and Barrell 1985)), the assessment of emotions or their effects have often been attempted in a cognitive theme, involving, for example, appraisal (Scherer 1993; Thagard and Aubie 2008), decision making (Pessoa and Padmala 2005), or memory (Lee 1999; Fales et al. 2008).

A dynamical system for the modeling of emotion, cognition and their interactions is a set of quantitative variables changing continually, concurrently, and inter-dependently over quantitative time in accordance with dynamical principles, which are embodied in a set of differential equations.

Based on an accurate quantification method, dynamics offers a very successful experience of dynamical modeling that scientists use to understand natural phenomena via nonlinear differential equations. This experience includes a set of concepts, proofs, and tools for understanding the behavior of systems in general. An important insight of dynamical systems theory is that behavior can be understood geometrically in some projection of the state (phase) space. The behavior can then be described in terms of attractors, transients, stability, coupling, bifurcations, chaos, etc.

Metastability and Dynamical Principles

We base our modeling effort on the following principles:

- existence of metastable states representing the modes in the unified emotion-cognition working space,
- structural stability of the transients that are formed by the switching of the system (brain) among these states,
- ecological, i.e., competition principles governing these switchings.

The first item, i.e., metastability, is a general nonlinear dynamics concept, which describes states of delicate equilibrium. Metastability in brain is a phenomenon, which is being studied in neuroscience to elucidate how the human mind process information and recognizes patterns. There are semi-transient signals in the brain, which persist for a while and are different than the usual equilibrium state (Abeles et al. 1995). Metastability is a principle that describes the brain's ability to make sense out of seemingly random environmental cues (Oullier and Kelso 2006; Werner 2007). The metastable activity of the cortex can also be inferred from the behavior (Bressler and Kelso 2001). The metastability is supported by the flexibility of coupling among diverse brain centers or neuron groups (Friston 1997; Friston 2000; Ito, Nikolaev, and van Leeuwen 2007; Sasaki, Matsuki, and Ikegaya 2007; Fingelkurts and Fingelkurts 2006). The temporal order of the metastable states is determined by the functional connectivity of the underlying networks and their causality structure (Chen, Bressler, and Ding 2009). The mathematical image of a metastable state is a saddle in the state space of the system. The image of the transition between these saddles is the unstable separatrix connecting them (see Fig. 2). Such construction is named a heteroclinic chain.

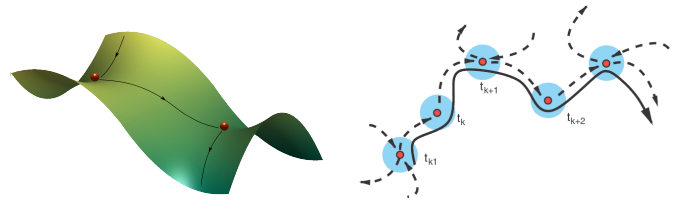


Figure 2: A heteroclinic channel is a sequence of metastable states (i.e., saddles) organized in such a way that the unstable manifold of one saddle is owned as the stable manifold of the following saddle (left panel). The channel can be (structurally) stable (i.e., attractive for any point in its vicinity); this is a common situation arising in a number of normal forms for a broad range of parameters.

Winnerless Competition as a Dynamical Mechanism of Transients Stability

Competition without a winner (or, continuously changing winners), is a widely-known phenomenon in systems involving more than two interacting agents that satisfy a relationship similar to the voting paradox (Borda 1781; Saari 1995) or the popular game rock-paper-scissors. The mathematical image of it is a heteroclinic cycle, which was first formulated in (Busse and Heikes 1980) in modeling convection in a rotating layer. As a generic dynamical phenomenon, which is rare in simple systems yet common in complex ones, the sequential switching among saddles can provide concise and constructive formulations in a variety of real-world problems (Afraimovich et al. 2008). Prototype dynamical models that are widely accepted in computational neuroscience (Wilson and Cowan 1973), and ecology (Lotka 1925) have been shown to exhibit a transitive winnerless competition for a fairly broad range of parameters (Rabinovich, Huerta, and Afraimovich 2006; Huerta and Rabinovich 2004; Afraimovich et al. 2008).

Since the time spent within a saddle vicinity is inversely proportional with the (logarithm of the) noise level (variance) (Kifer 1981; Stone and Holmes 1990), the characteristic time of such a transient varies in a wide range. In a stable heteroclinic sequence, the order of temporal winners is fixed and the noise is able to accelerate the process. *Thus, the noise must be large enough to maintain the switching behavior at the desired rate (on average) and small enough to keep the heteroclinic nature of system on track, i.e. to maintain stability.*

Embedding a structurally stable heteroclinic skeleton in the phase space (see Fig. 2) results in a channel which routes the volume around it along the imposed sequence. Within this volume, the system behavior is reproducible with finite accuracy. Since the location of the saddles conveys input-specific information, which is activated the corresponding metastable states and their sequential order by the strength and the topology of the connections, then *the system becomes both noise-rejecting and input-sensitive (due to following the stimulus-specific channel) simultaneously.* The key mechanism underlying the winnerless competition in brain is inhibition, which is known to exist in neu-

ral systems at micro- and macroscopic levels (Aron 2007; Kelly et al. 2008; Jaffard et al. 2008; Buzsaki, Kaila, and Raichle 2007).

There is substantial experimental support (Abeles et al. 1995; Jones et al. 2007; Rabinovich, Huerta, and Laurent 2008) that metastability and transient dynamics are the key phenomena underlying cortical processes and thus yield a better understanding of a dynamical brain.

The Model

The Lotka-Volterra System

As numerous results show, the Generalized Lotka-Volterra (GLV) model given by

$$\tau \frac{d}{dt} x_i(t) = x_i \left[\mu_i(E) - \sum_{i=1}^n \varphi_{ij}(E) x_j(t) \right] + x_i(t) \cdot \eta(t), \quad i = 1, \dots, n. \quad (1)$$

is playing the role of a normal form for the dynamical analysis of competition among n agents (see, for example, (Afraimovich et al. 2008)). Here $x_i \geq 0$ is the i -th competing agent, E is the input that captures all (known) external effects on the competition, τ is the time-constant, μ_i 's are the increments that represent the resources available to the competitor i to prosper, φ_{ij} is the competition matrix, and $\eta(t)$ is a multiplicative noise perturbing the system.

The basic GLV form, as introduced above, lacks a coupling term to account for the interaction between the two processes. A rigorous complement to GLV in our case requires more insight into how the individual dynamics of cognitive and emotional modes interact. Ecological models of competing modes are directly applicable in describing and prediction of temporal structure of emotional and cognitive functions, such as sequential learning, short-term memory, and decision making in a changing environment.

The GLV equations can demonstrate a variety of dynamical behaviors. Among them we are particularly interested in the heteroclinic behavior, which arises when the parameters μ and φ_{ij} are kept within certain ranges as formulated by in (Afraimovich, Zhigulin, and Rabinovich 2004).

Ecological Model of Mental Dynamics

We formulate the ecological model of the mental dynamics by three sets of variables. The first two are regarding the cognitive functions and the emotions, respectively:

$$\tau_A \cdot \frac{d}{dt} A_i(t) = A_i(t) \left[\sigma_i(I, \mathbf{B}) \cdot R_A - \sum_{j=1}^N \rho_{ij} A_j(t) \right] + A_i(t) \cdot \eta(t), \quad i = 1, \dots, N, \quad (2)$$

$$\tau_B \cdot \frac{d}{dt} B_i(t) = B_i(t) \left[\zeta_i(S, \mathbf{A}) \cdot R_B - \sum_{j=1}^M \xi_{ij} B_j(t) \right] + B_i(t) \cdot \eta(t), \quad i = 1, \dots, M. \quad (3)$$

The nonnegative variables A_i and B_i , as described above, correspond to the cognitive and emotional modes, the union of which are denoted by \mathbf{A} and \mathbf{B} respectively. The proposed model is merely a formulation of the competition within and among these two sets of modes. Both of these modes are open to the external world through the quantities I and S , denoting the cognitive load and the stressor, respectively. The functions $\sigma_i(\cdot)$ and $\zeta_i(\cdot)$ are positive increments promoting the cognitive and the emotional processes, respectively. These terms' dependence on the cognitive and emotional modes enable the direct interaction between the two processes, which, depending on the exact form of these functions, can excite or inhibit each other. These two coupled processes evolve on time scales determined by the parameters τ_A and τ_B . Both processes are open to the brain noise, which appears as the multiplicative perturbation $\eta(t)$ in the equations.

The competition driving the mental processes in the joint emotion-cognition workspace is for the finite resources needed to carry out each process. Two basic types of resources are the energy (oxygen, glucose, etc.) and the information (attention and memory), both assumed to be supplied to the whole body of modes in constant amounts.

Working memory (WM) is a buffer for information over a short period of time. Experimental findings suggest that brain networks that are supported WM dynamics are strongly overlapping with networks that support attention dynamics. This overlap in function exists not only on an anatomical but also on a functional/dynamical level. Therefore we propose a model of attention-working memory informational recourses. Attention chooses from available information the items that are currently relevant to cognition including emotion, appraisal, and the coping strategy. Experiments suggest that any enhancing effect of attention can be explained by competitive interaction among attention modes that represent all of the considerable informational items.

It is important to note that the latter resource is a product of the brain itself, and that, its availability may have different effects on each cognitive and emotional processes that evolve in parallel. The share that each process gets from the available resources is represented in the model by the two positive variables R_A and R_B , which also compete among themselves separately, partitioning the unity:

$$\frac{d}{dt} R_A(t) = R_A(t) \left[\sum_{i=1}^N A_i - (R_A(t) + \phi_A(I) R_B(t)) \right], \quad (4)$$

$$\frac{d}{dt} R_B(t) = R_B(t) \left[\sum_{i=1}^M B_i - (R_B(t) + \phi_B(S) R_A(t)) \right]. \quad (5)$$

Two fixed parameters ϕ_A and ϕ_B determine this competition among two resources.

The model embodies competition in three different ways:

- (i) within the modes that make up the cognitive function or the emotion,

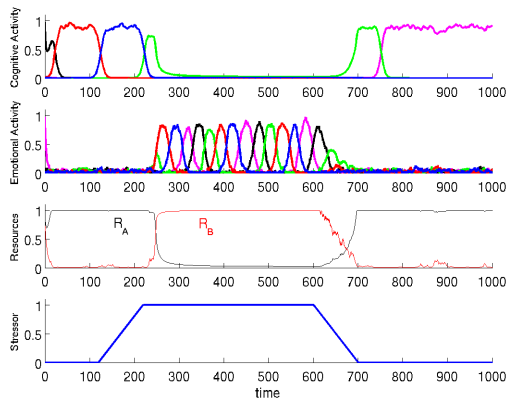


Figure 3: Simulation of the stressor-induced emotion-cognition interaction generated by the proposed ecological model. The bottom curve is the temporal profile of the stressor, which triggers the emotional activity depicted on the second row. Arousal of these emotional modes affect the ongoing cognitive activity negatively, as seen on the first row. This effect is due to two couplings between the cognitive and emotional processes: (i) the direct interaction encoded in the cognitive increments σ (see text), and (ii) through the resource competition, whose trace is shown on the third row.

- (ii) among the modes of the two processes,
- (iii) via the resources available to each process.

Simulations

Here we give two examples of mental dynamics that illustrate the emergence of *negative* emotions and their interaction with cognitive processing.

In the first example, an auxiliary stressor S triggers these emotions, which in turn disrupts an ongoing cognitive sequence. Thus, the simulation demonstrates the feed-forward chain of events

$$S \Rightarrow \text{negative emotions} \Rightarrow \text{cognitive disruption}$$

Let us consider $N = 5$ cognitive modes and $M = 5$ emotional components. The multiplicative perturbation $\eta(t)$ is a white noise with variance 10^{-8} and 10^{-3} for the cognitive and the emotional dynamics, respectively, and the time constants are $\tau_A = \tau_B = 20$.

Without loss of generality, we prescribed the finite heteroclinic sequence of saddles $e_1 \rightarrow 2 \rightarrow \dots \rightarrow e_5$ for the emotional modes. The mode e_5 is a stable attractor (i.e., without any unstable manifold so that the system is confined to the vicinity of e_5 once it enters its domain of attraction). This state marks the terminal cognitive mode, such as the execution of a certain coping strategy, whereas the preceding modes denote the cognitive tasks that lead to this resulting activity. They could be named, for instance, as perception, appraisal, evaluation, and selection, in their order of appearance in the sequence.

The feasible values of ρ_{ij} that can establish the desired heteroclinic skeleton in the A network constitute a broad

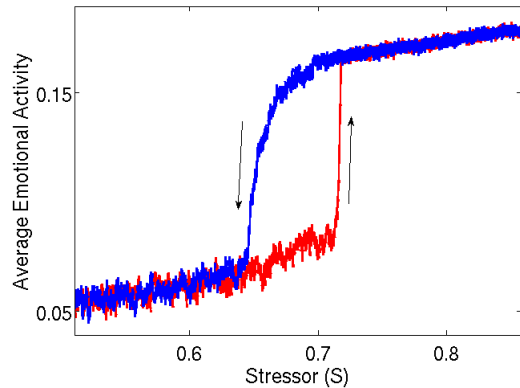


Figure 4: The emotional activity and the stressor level causing it have a hysteresis relation. The stressor magnitude that results in a given level of emotional activity is not unique and depends on whether the stressor is being modified in an increasing or decreasing direction. It can be shown that the mechanism responsible from this contrast is the indirect (resources) competition.

continuum in the parameter space. A set of sufficient conditions that determine a part of this region in the form of simple inequalities on σ_i and ρ_{ij} can be found in (Afraimovich, Zhigulin, and Rabinovich 2004). Following these conditions, we set $\rho_{ii} = 1.0$ for $i \in \{1, \dots, 5\}$, $\rho_{i-1,i} = 1.5$ for $i \in \{2, \dots, 5\}$, $\rho_{i,i+1} = 0.5$ for $i \in \{1, \dots, 4\}$, and $\rho_{ij} = \rho_{j-1,j} + 2$ for $j \in \{2, 3, 4\}$ and $i \notin \{j-1, j, j+1\}$.

In this illustration, the five emotional modes were organized as a heteroclinic sequence, yet as a cyclic one by introducing $e_5 \rightarrow e_1$ transition. We note that we do not necessarily name the emotional components individually, but interpret their mean activity as the degree of anxiety, a negative emotional state. In this respect, the precise dynamical quality of the emotional network is not of primary consideration in our design; for the sake of our illustrations, the emotional behavior could have been realized simply as a limit cycle, or as a strange attractor. The ξ_{ij} was evaluated as done above for ρ_{ij} , yet taking into account the $e_5 \rightarrow e_1$ transition, which results in $\xi_{5,5} = 0.5$.

All five increments σ_i in the cognitive process were modelled as $1 - \sum_{i=1}^5 B_i(t)$, i.e., inversely proportional to the total (negative) emotional activity. The increments ζ_i for the five emotional modes were considered as independent of the cognitive activity in this example; they were all equal to the externally applied stressor quantity S , which was assumed to be non-negative.

The resource competition R_A vs. R_B is regulated by the equations (4) and (5) with parameters $\phi_A = \phi_B = 0.3$ and random initial conditions.

With the selected parameters, the integration of the ordinary differential equations were performed by the Milstein approximation. The results shown in Fig. 3 were obtained. The figure illustrates the suppression of and delay in the cognition due to the emotional activity, which is induced by an external stressor.

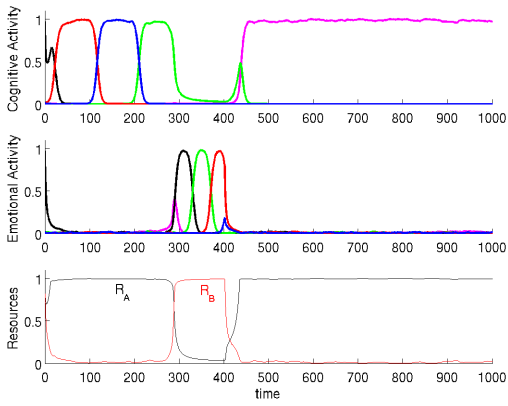


Figure 5: A self-induced emotion-cognition interaction as generated by the proposed ecological model. The interpretations are as in the previous figure. Here a certain cognitive mode, the A_4 denoted by the green curve, triggers the emotional activity, which suppresses the cognitive activity in return. The emotional activity is time-limited as encoded in ξ (see text); the cognitive process returns to back its track after this period.

An interesting prediction that can be derived from the model is the contrast in the switching regimes of the total activity in the cognitive and the emotional network during the rising and decay periods of S . This can be better observed in Fig. 4 which shown $\sum_{i=1}^5 A_i$ versus $\sum_{i=1}^5 B_i$ with the underlying S color-coded.

The second example studies the self-induction of negative emotions by a certain cognitive mode, such as appraisal or self-evaluation. In this case, we study the autonomous regime:

$$\text{negative emotions} \rightleftharpoons \text{cognitive disruption.}$$

The individual dynamical qualities (i.e., the mode orders and the heteroclinic skeletons) were the same as in the first example. All parameters and couplings were also retained, with the exception of the design of ξ . The increments for the emotional modes were assigned as A_4 , the fourth cognitive mode and were all reset to zero after 200 time units. Note that the triggering effect is *internal*, due to a specific cognitive mode. Figure 5 shows a result of this simulation. The phase portrait representing the dynamics of the total cognitive activity and the emotional modes is shown in Fig. 6.

Conclusion

We have presented here a unified theory of emotion and cognition that for the first time considered their the dynamics of their mutual interactions in time. This theory accommodates various components such as emotional-cognitive appraisal, generation of coping strategies, and informational resources such as attention and working memory. The theory is rooted in general dynamical principals: competition for brain resources including energetic and informational; robustness, reproducibility and transitivity.

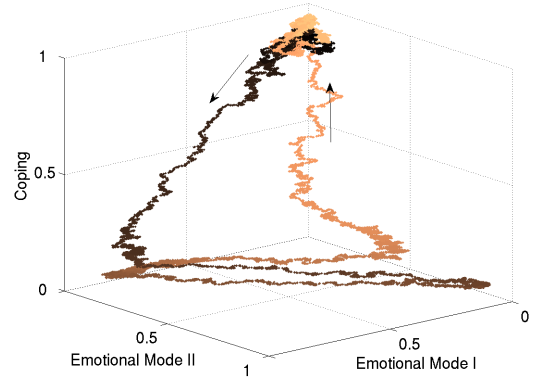


Figure 6: The change in the cognitive activity $\sum_{i=1}^5 A_i$ with respect to the emotional activity which is separated into two axes. The color change from dark to light shows time arrow.

Acknowledgments

This work has been supported by U.S. Office of Naval Research through the grant ONR-N00014-07-1-0741.

References

- [Abeles et al. 1995] Abeles, M.; Bergman, H.; Gat, I.; Meilijson, I.; Seidemann, E.; Tishby, N.; and Vaadia, E. 1995. Cortical activity flips among quasi-stationary states. *Proc. Nat. Acad. Sci.* 92:8616–8620.
- [Afraimovich et al. 2008] Afraimovich, V.; Tristan, I.; Huerta, R.; and Rabinovich, M. I. 2008. Winnerless competition principle and prediction of the transient dynamics in a Lotka-Volterra model. *Chaos* 18:043103.
- [Afraimovich, Zhigulin, and Rabinovich 2004] Afraimovich, V. S.; Zhigulin, V. P.; and Rabinovich, M. I. 2004. On the origin of reproducible sequential activity in neural circuits. *Chaos* 14:1123–1129.
- [Aron 2007] Aron, A. R. 2007. The neural basis of inhibition in cognitive control. *The Neuroscientist* 13:214–228.
- [Ashby 1954] Ashby, W. R. 1954. *Design for a brain*. New York: Wiley.
- [Borda 1781] Borda, J. C. 1781. *Memoire sur les elections au scrutin*. Paris: Histoire le l’Academie Royale des Sciences.
- [Bressler and Kelso 2001] Bressler, S. L., and Kelso, J. A. S. 2001. Cortical coordination of dynamics and cognition. *Trends in Cognitive Sciences* 5:26–36.
- [Busse and Heikes 1980] Busse, F. H., and Heikes, K. E. 1980. Convection in a rotating layer: A simple case of turbulence. *Science* 208:173–175.
- [Buzsaki and Draguhn 2004] Buzsaki, G., and Draguhn, A. 2004. Neuronal oscillations in cortical networks. *Science* 304:1926–1929.
- [Buzsaki, Kaila, and Raichle 2007] Buzsaki, G.; Kaila, K.; and Raichle, M. 2007. Inhibition and brain work. *Neuron* 56:771–783.

- [Chen, Bressler, and Ding 2009] Chen, Y.; Bressler, S. L.; and Ding, M. 2009. Dynamics on networks: assessing functional connectivity with Granger causality. *Comput Math Organ Theo* in press.
- [Dolcos and McCarthy 2006] Dolcos, F., and McCarthy, G. 2006. Brain systems mediating cognitive interference by emotional distraction. *J Neurosci* 26:2072–2079.
- [Fales et al. 2008] Fales, C. L.; Barch, D.; Burgess, G. C.; A.Schaefer; Mennin, D. S.; Gray, J. R.; and Braver, T. S. 2008. Anxiety and cognitive efficiency: Differential modulation of transient and sustained neural activity during a working memory task. *Cognitive, Affective, & Behavioral Neuroscience* 8:239–253.
- [Fellous and Arbib 2005] Fellous, M. J., and Arbib, M. A. 2005. *Who Needs Emotions? The brain meets the robots*. Oxford University Press.
- [Fingelkurts and Fingelkurts 2006] Fingelkurts, A. A., and Fingelkurts, A. A. 2006. Timing in cognition and EEG brain dynamics: discreteness versus continuity. *Cogn Process* 7:135–162.
- [Franz 1935] Franz, A. 1935. The logic of the emotions and its dynamic background. *International Journal of Psychoanalysis* 16:399–413.
- [Friston 1997] Friston, K. J. 1997. Transients, metastability, and neuronal dynamics. *NeuroImage* 5:164–171.
- [Friston 2000] Friston, K. J. 2000. The labile brain. i. neuronal transients and nonlinear coupling. *Philos Trans R Soc Lond B Biol Sci* 355:215–236.
- [Hollnagel 2003] Hollnagel, E. 2003. *Handbook of cognitive task design*. Lawrence Erlbaum Associates.
- [Huerta and Rabinovich 2004] Huerta, R., and Rabinovich, M. 2004. Reproducible sequence generation in random neural ensembles. *Physical Review Letters* 93:238104.
- [Ito, Nikolaev, and van Leeuwen 2007] Ito, J.; Nikolaev, A. R.; and van Leeuwen, C. 2007. Dynamics of spontaneous transitions between global brain states. *Hum Brain Mapp* 28:904–913.
- [Jaffard et al. 2008] Jaffard, M.; Longcamp, M.; Velay, J.-L.; Anton, J.-L.; Roth, M.; Nazarian, B.; and Boulinguez, P. 2008. Proactive inhibitory control of movement assessed by event-related fmri. *NeuroImage* 42:1196–1206.
- [Jones et al. 2007] Jones, L. M.; Fonranini, A.; Sadacca, B. F.; Miller, P.; and Katz, D. B. 2007. Natural stimuli evoke dynamic sequences of states in sensory cortical ensembles. *Proc. Nat. Acad. Sci.* 104:18772–18777.
- [Kelly et al. 2008] Kelly, A. M. C.; Uddin, L. Q.; Biswal, B. B.; Castellanos, F. X.; and Milhan, M. P. 2008. Competition between functional brain networks mediates behavioral variability. *NeuroImage* 39:527–537.
- [Kifer 1981] Kifer, Y. 1981. The exit problem for small random perturbations of dynamical systems with hyperbolic fixed point. *Israel J. Math.* 40:74–96.
- [Lee 1999] Lee, J. H. 1999. Test anxiety and working memory. *Journal of Experimental Education* 67:218–240.
- [Lotka 1925] Lotka, A. J. 1925. *Elements of Physical Biology*. Baltimore: Williams and Wilkins.
- [Newell and Simon 1976] Newell, A., and Simon, H. A. 1976. Computer science as empirical enquiry. *Communications of the ACM* 19:113–126.
- [Oullier and Kelso 2006] Oullier, O., and Kelso, J. A. 2006. Neuroeconomics and the metastable brain. *Trends Cogn* 10:353–354.
- [Pessoa and Padmala 2005] Pessoa, L., and Padmala, S. 2005. Quantitative prediction of perceptual decisions during near-threshold fear detection. *Proc Natl Acad Sci U S A* 102:5612–5617.
- [Phan et al. 2002] Phan, K. L.; Wager, T.; Taylor, S. F.; and Liberzon, I. 2002. Functional neuroanatomy of emotion: a meta-analysis of emotion activation studies in PET and fMRI. *NeuroImage* 16:331–348.
- [Port and van Gelder 1995] Port, R., and van Gelder, T. J. 1995. *Mind as Motion: Explorations in the Dynamics of Cognition*. Cambridge: MIT Press.
- [Price, Barreil, and Barrell 1985] Price, D. D.; Barreil, J. E.; and Barrell, J. J. 1985. A quantitative-experimental analysis of human emotions. *Motivation and Emotion* 9:19–38.
- [Rabinovich et al. 2006] Rabinovich, M. I.; Varona, P.; Selverston, A. I.; and Abarbanel, H. D. I. 2006. Dynamical principles in neuroscience. *Reviews of Modern Physics* 78:1213–1265.
- [Rabinovich, Huerta, and Afraimovich 2006] Rabinovich, M. I.; Huerta, R.; and Afraimovich, V. 2006. Dynamics of sequential decision making. *Phys. Rev. Lett.* 97:188103.
- [Rabinovich, Huerta, and Laurent 2008] Rabinovich, M. I.; Huerta, R.; and Laurent, G. 2008. Transient dynamics for neural processing. *Science* 321:48–50.
- [Saari 1995] Saari, G. 1995. *Basic Geometry of Voting*. Berlin: Springer-Verlag.
- [Sasaki, Matsuki, and Ikegaya 2007] Sasaki, T.; Matsuki, N.; and Ikegaya, Y. 2007. Metastability of active CA3 networks. *J Neurosci* 27:517–528.
- [Scherer 1993] Scherer, K. R. 1993. Studying the emotion-antecedent appraisal process: an expert system approach. *Cognition* 7:325–355.
- [Schraagen and Chipman 2000] Schraagen, J. M., and Chipman, S. F. 2000. *Cognitive Task Analysis*. Lawrence Erlbaum Associates.
- [Stone and Holmes 1990] Stone, E., and Holmes, P. 1990. Random perturbations of heteroclinic attractors. *SIAM J. Appl. Math.* 50:726–743.
- [Thagard and Aubie 2008] Thagard, P., and Aubie, B. 2008. Emotional consciousness: a neural model of how cognitive appraisal and somatic perception interact to produce qualitative experience. *Consciousness and Cognition* 17:811–834.
- [Thelen and Smith 1994] Thelen, E., and Smith, L. 1994. *A Dynamic Systems Approach to the Development of Cognition and Action*. Cambridge: MIT Press.

[Werner 2007] Werner, G. 2007. Metastability, criticality and phase transitions in brain and its models. *Biosystems* 90:496–508.

[Wilson and Cowan 1973] Wilson, H. R., and Cowan, J. D. 1973. A mathematical theory of the functional dynamics of cortical and thalamic nervous tissue. *Kybernetik* 13:55–80.

[Zautra 2003] Zautra, A. 2003. *Emotions, Stress, and Health*. New York: Oxford University Press.