

# Long range rapidity correlations and jet production in high energy nuclear collisions

B. I. Abelev,<sup>8</sup> M. M. Aggarwal,<sup>30</sup> Z. Ahammed,<sup>47</sup> A. V. Alakhverdyants,<sup>17</sup> B. D. Anderson,<sup>18</sup> D. Arkhipkin,<sup>3</sup> G. S. Averichev,<sup>17</sup> J. Balewski,<sup>22</sup> O. Barannikova,<sup>8</sup> L. S. Barnby,<sup>2</sup> J. Baudot,<sup>15</sup> S. Baumgart,<sup>52</sup> D. R. Beavis,<sup>3</sup> R. Bellwied,<sup>50</sup> F. Benedosso,<sup>27</sup> M. J. Betancourt,<sup>22</sup> R. R. Betts,<sup>8</sup> A. Bhasin,<sup>16</sup> A. K. Bhati,<sup>30</sup> H. Bichsel,<sup>49</sup> J. Bielcik,<sup>10</sup> J. Bielcikova,<sup>11</sup> B. Biritz,<sup>6</sup> L. C. Bland,<sup>3</sup> I. Bnzarov,<sup>17</sup> M. Bombara,<sup>2</sup> B. E. Bonner,<sup>36</sup> J. Bouchet,<sup>18</sup> E. Braidot,<sup>27</sup> A. V. Brandin,<sup>25</sup> E. Bruna,<sup>52</sup> S. Bueltmann,<sup>29</sup> T. P. Burton,<sup>2</sup> M. Bystersky,<sup>11</sup> X. Z. Cai,<sup>40</sup> H. Caines,<sup>52</sup> M. Calderón de la Barca Sánchez,<sup>5</sup> O. Catu,<sup>52</sup> D. Cebra,<sup>5</sup> R. Cendejas,<sup>6</sup> M. C. Cervantes,<sup>42</sup> Z. Chajecski,<sup>28</sup> P. Chaloupka,<sup>11</sup> S. Chattopadhyay,<sup>47</sup> H. F. Chen,<sup>38</sup> J. H. Chen,<sup>18</sup> J. Y. Chen,<sup>51</sup> J. Cheng,<sup>44</sup> M. Cherney,<sup>9</sup> A. Chikhanian,<sup>52</sup> K. E. Choi,<sup>34</sup> W. Christie,<sup>3</sup> R. F. Clarke,<sup>42</sup> M. J. M. Codrington,<sup>42</sup> R. Corliss,<sup>22</sup> T. M. Cormier,<sup>50</sup> M. R. Cosentino,<sup>37</sup> J. G. Cramer,<sup>49</sup> H. J. Crawford,<sup>4</sup> D. Das,<sup>5</sup> S. Dash,<sup>12</sup> M. Daugherty,<sup>43</sup> L. C. De Silva,<sup>50</sup> T. G. Dedovich,<sup>17</sup> M. DePhillips,<sup>3</sup> A. A. Derevschikov,<sup>32</sup> R. Derradi de Souza,<sup>7</sup> L. Didenko,<sup>3</sup> P. Djawotho,<sup>42</sup> S. M. Dogra,<sup>16</sup> X. Dong,<sup>21</sup> J. L. Drachenberg,<sup>42</sup> J. E. Draper,<sup>5</sup> J. C. Dunlop,<sup>3</sup> M. R. Dutta Mazumdar,<sup>47</sup> L. G. Efimov,<sup>17</sup> E. Elhalhuli,<sup>2</sup> M. Elnimr,<sup>50</sup> J. Engelage,<sup>4</sup> G. Eppley,<sup>36</sup> B. Erazmus,<sup>41</sup> M. Estienne,<sup>41</sup> L. Eun,<sup>31</sup> P. Fachini,<sup>3</sup> R. Fatemi,<sup>19</sup> J. Fedorisin,<sup>17</sup> A. Feng,<sup>51</sup> P. Filip,<sup>17</sup> E. Finch,<sup>52</sup> V. Fine,<sup>3</sup> Y. Fisyak,<sup>3</sup> C. A. Gagliardi,<sup>42</sup> L. Gaillard,<sup>2</sup> D. R. Gangadharan,<sup>6</sup> M. S. Ganti,<sup>47</sup> E. J. Garcia-Solis,<sup>8</sup> A. Geromitsos,<sup>41</sup> F. Geurts,<sup>36</sup> V. Ghazikhanian,<sup>6</sup> P. Ghosh,<sup>47</sup> Y. N. Gorbunov,<sup>9</sup> A. Gordon,<sup>3</sup> O. Grebenyuk,<sup>21</sup> D. Grosnick,<sup>46</sup> B. Grube,<sup>34</sup> S. M. Guertin,<sup>6</sup> K. S. F. F. Guimaraes,<sup>37</sup> A. Gupta,<sup>16</sup> N. Gupta,<sup>16</sup> W. Guryn,<sup>3</sup> B. Haag,<sup>5</sup> T. J. Hallman,<sup>3</sup> A. Hamed,<sup>42</sup> J. W. Harris,<sup>52</sup> W. He,<sup>14</sup> M. Heinz,<sup>52</sup> S. Heppelmann,<sup>31</sup> B. Hippolyte,<sup>15</sup> A. Hirsch,<sup>33</sup> E. Hjort,<sup>21</sup> A. M. Hoffman,<sup>22</sup> G. W. Hoffmann,<sup>43</sup> D. J. Hofman,<sup>8</sup> R. S. Hollis,<sup>8</sup> H. Z. Huang,<sup>6</sup> T. J. Humanic,<sup>28</sup> L. Huo,<sup>42</sup> G. Igo,<sup>6</sup> A. Iordanova,<sup>8</sup> P. Jacobs,<sup>21</sup> W. W. Jacobs,<sup>14</sup> P. Jakl,<sup>11</sup> C. Jena,<sup>12</sup> F. Jin,<sup>40</sup> C. L. Jones,<sup>22</sup> P. G. Jones,<sup>2</sup> J. Joseph,<sup>18</sup> E. G. Judd,<sup>4</sup> S. Kabana,<sup>41</sup> K. Kajimoto,<sup>43</sup> K. Kang,<sup>44</sup> J. Kapitan,<sup>11</sup> K. Kauder,<sup>8</sup> D. Keane,<sup>18</sup> A. Kechechyan,<sup>17</sup> D. Kettler,<sup>49</sup> V. Yu. Khodyrev,<sup>32</sup> D. P. Kikola,<sup>21</sup> J. Kiryluk,<sup>21</sup> A. Kisiel,<sup>48</sup> S. R. Klein,<sup>21</sup> A. G. Knospe,<sup>52</sup> A. Kocoloski,<sup>22</sup> D. D. Koetke,<sup>46</sup> J. Konzer,<sup>33</sup> M. Kopytine,<sup>18</sup> IKoralt,<sup>29</sup> W. Korsch,<sup>19</sup> L. Kotchenda,<sup>25</sup> V. Kouchpil,<sup>11</sup> P. Kravtsov,<sup>25</sup> V. I. Kravtsov,<sup>32</sup> K. Krueger,<sup>1</sup> M. Krus,<sup>10</sup> C. Kuhn,<sup>15</sup> L. Kumar,<sup>30</sup> P. Kurnadi,<sup>6</sup> M. A. C. Lamont,<sup>3</sup> J. M. Landgraf,<sup>3</sup> S. LaPointe,<sup>50</sup> J. Lauret,<sup>3</sup> A. Lebedev,<sup>3</sup> R. Lednicky,<sup>17</sup> C-H. Lee,<sup>34</sup> J. H. Lee,<sup>3</sup> W. Leight,<sup>22</sup> M. J. LeVine,<sup>3</sup> C. Li,<sup>38</sup> N. Li,<sup>51</sup> Y. Li,<sup>44</sup> G. Lin,<sup>52</sup> S. J. Lindenbaum,<sup>26</sup> M. A. Lisa,<sup>28</sup> F. Liu,<sup>51</sup> H. Liu,<sup>5</sup> J. Liu,<sup>36</sup> L. Liu,<sup>51</sup> T. Ljubicic,<sup>3</sup> W. J. Llope,<sup>36</sup> R. S. Longacre,<sup>3</sup> W. A. Love,<sup>3</sup> Y. Lu,<sup>38</sup> T. Ludlam,<sup>3</sup> G. L. Ma,<sup>40</sup> Y. G. Ma,<sup>40</sup> D. P. Mahapatra,<sup>12</sup> R. Majka,<sup>52</sup> O. I. Mall,<sup>5</sup> L. K. Mangotra,<sup>16</sup> R. Manweiler,<sup>46</sup> S. Margetis,<sup>18</sup> C. Markert,<sup>43</sup> H. Masui,<sup>21</sup> H. S. Matis,<sup>21</sup> Yu. A. Matulenko,<sup>32</sup> D. McDonald,<sup>36</sup> T. S. McShane,<sup>9</sup> A. Meschanin,<sup>32</sup> R. Milner,<sup>22</sup> N. G. Minaev,<sup>32</sup> S. Mioduszewski,<sup>42</sup> A. Mischke,<sup>27</sup> B. Mohanty,<sup>47</sup> D. A. Morozov,<sup>32</sup> M. G. Munhoz,<sup>37</sup> B. K. Nandi,<sup>13</sup> C. Natrass,<sup>52</sup> T. K. Nayak,<sup>47</sup> J. M. Nelson,<sup>2</sup> P. K. Netrakanti,<sup>33</sup> M. J. Ng,<sup>4</sup> L. V. Nogach,<sup>32</sup> S. B. Nurushev,<sup>32</sup> G. Odyniec,<sup>21</sup> A. Ogawa,<sup>3</sup> H. Okada,<sup>3</sup> V. Okorokov,<sup>25</sup> D. Olson,<sup>21</sup> M. Pachr,<sup>10</sup> B. S. Page,<sup>14</sup> S. K. Pal,<sup>47</sup> Y. Pandit,<sup>18</sup> Y. Panebratsev,<sup>17</sup> T. Pawlak,<sup>48</sup> T. Peitzmann,<sup>27</sup> V. Perevoztchikov,<sup>3</sup> C. Perkins,<sup>4</sup> W. Peryt,<sup>48</sup> S. C. Phatak,<sup>12</sup> P. Pile,<sup>3</sup> M. Planinic,<sup>53</sup> M. A. Ploskon,<sup>21</sup> J. Pluta,<sup>48</sup> D. Plyku,<sup>29</sup> N. Poljak,<sup>53</sup> A. M. Poskanzer,<sup>21</sup> B. V. K. S. Potukuchi,<sup>16</sup> D. Prindle,<sup>49</sup> C. Pruneau,<sup>50</sup> N. K. Pruthi,<sup>30</sup> P. R. Pujahari,<sup>13</sup> J. Putschke,<sup>52</sup> R. Raniwala,<sup>35</sup> S. Raniwala,<sup>35</sup> R. L. Ray,<sup>43</sup> R. Redwine,<sup>22</sup> R. Reed,<sup>5</sup> A. Ridiger,<sup>25</sup> H. G. Ritter,<sup>21</sup> J. B. Roberts,<sup>36</sup> O. V. Rogachevskiy,<sup>17</sup> J. L. Romero,<sup>5</sup> A. Rose,<sup>21</sup> C. Roy,<sup>41</sup> L. Ruan,<sup>3</sup> M. J. Russcher,<sup>27</sup> R. Sahoo,<sup>41</sup> S. Sakai,<sup>6</sup> I. Sakrejda,<sup>21</sup> T. Sakuma,<sup>22</sup> S. Salur,<sup>21</sup> J. Sandweiss,<sup>52</sup> M. Sarsour,<sup>42</sup> J. Schambach,<sup>43</sup> R. P. Scharenberg,<sup>33</sup> N. Schmitz,<sup>23</sup> J. Seger,<sup>9</sup> I. Selyuzhenkov,<sup>14</sup> P. Seyboth,<sup>23</sup> A. Shabetai,<sup>15</sup> E. Shahaliev,<sup>17</sup> M. Shao,<sup>38</sup> M. Sharma,<sup>50</sup> S. S. Shi,<sup>51</sup> X-H. Shi,<sup>40</sup> E. P. Sichtermann,<sup>21</sup> F. Simon,<sup>23</sup> R. N. Singaraju,<sup>47</sup> M. J. Skoby,<sup>33</sup> N. Smirnov,<sup>52</sup> P. Sorensen,<sup>3</sup> J. Sowinski,<sup>14</sup> H. M. Spinka,<sup>1</sup> B. Srivastava,<sup>33</sup> T. D. S. Stanislaus,<sup>46</sup> D. Staszak,<sup>6</sup> M. Strikhanov,<sup>25</sup> B. Stringfellow,<sup>33</sup> A. A. P. Suaide,<sup>37</sup> M. C. Suarez,<sup>8</sup> N. L. Subba,<sup>18</sup> M. Sumner,<sup>11</sup> X. M. Sun,<sup>21</sup> Y. Sun,<sup>38</sup> Z. Sun,<sup>20</sup> B. Surrow,<sup>22</sup> T. J. M. Symons,<sup>21</sup> A. Szanto de Toledo,<sup>37</sup> J. Takahashi,<sup>7</sup> A. H. Tang,<sup>3</sup> Z. Tang,<sup>38</sup> L. H. Tarini,<sup>50</sup> T. Tarnowsky,<sup>24</sup> D. Thein,<sup>43</sup> J. H. Thomas,<sup>21</sup> J. Tian,<sup>40</sup> A. R. Timmins,<sup>50</sup> S. Timoshenko,<sup>25</sup> D. Tlusty,<sup>11</sup> M. Tokarev,<sup>17</sup> T. A. Trainor,<sup>49</sup> V. N. Tram,<sup>21</sup> S. Trentalange,<sup>6</sup> R. E. Tribble,<sup>42</sup> O. D. Tsai,<sup>6</sup> J. Ulery,<sup>33</sup> T. Ullrich,<sup>3</sup> D. G. Underwood,<sup>1</sup> G. Van Buren,<sup>3</sup> G. van Nieuwenhuizen,<sup>22</sup> J. A. Vanfossen, Jr.,<sup>18</sup> R. Varma,<sup>13</sup> G. M. S. Vasconcelos,<sup>7</sup> A. N. Vasiliev,<sup>32</sup> F. Videbaek,<sup>3</sup> S. E. Vigdor,<sup>14</sup> Y. P. Viyogi,<sup>12</sup> S. Vokal,<sup>17</sup> S. A. Voloshin,<sup>50</sup> M. Wada,<sup>43</sup> M. Walker,<sup>22</sup> F. Wang,<sup>33</sup> G. Wang,<sup>6</sup> H. Wang,<sup>24</sup> J. S. Wang,<sup>20</sup> Q. Wang,<sup>33</sup> X. Wang,<sup>44</sup> X. L. Wang,<sup>38</sup> Y. Wang,<sup>44</sup> G. Webb,<sup>19</sup> J. C. Webb,<sup>46</sup> G. D. Westfall,<sup>24</sup> C. Whitten Jr.,<sup>6</sup> H. Wieman,<sup>21</sup> S. W. Wissink,<sup>14</sup> R. Witt,<sup>45</sup> Y. Wu,<sup>51</sup> W. Xie,<sup>33</sup> N. Xu,<sup>21</sup> Q. H. Xu,<sup>39</sup> Y. Xu,<sup>38</sup> Z. Xu,<sup>3</sup> Y. Yang,<sup>20</sup> P. Yepes,<sup>36</sup> K. Yip,<sup>3</sup> I-K. Yoo,<sup>34</sup> Q. Yue,<sup>44</sup> M. Zawisza,<sup>48</sup> H. Zbroszczyk,<sup>48</sup> W. Zhan,<sup>20</sup> S. Zhang,<sup>40</sup> W. M. Zhang,<sup>18</sup> X. P. Zhang,<sup>21</sup> Y. Zhang,<sup>21</sup> Z. P. Zhang,<sup>38</sup> Y. Zhao,<sup>38</sup> C. Zhong,<sup>40</sup> J. Zhou,<sup>36</sup> X. Zhu,<sup>44</sup> R. Zoukarneev,<sup>17</sup> Y. Zoukarneeva,<sup>17</sup> and J. X. Zuo<sup>40</sup>

## (STAR Collaboration)

- <sup>1</sup>Argonne National Laboratory, Argonne, Illinois 60439, USA  
<sup>2</sup>University of Birmingham, Birmingham, United Kingdom  
<sup>3</sup>Brookhaven National Laboratory, Upton, New York 11973, USA  
<sup>4</sup>University of California, Berkeley, California 94720, USA  
<sup>5</sup>University of California, Davis, California 95616, USA  
<sup>6</sup>University of California, Los Angeles, California 90095, USA  
<sup>7</sup>Universidade Estadual de Campinas, Sao Paulo, Brazil  
<sup>8</sup>University of Illinois at Chicago, Chicago, Illinois 60607, USA  
<sup>9</sup>Creighton University, Omaha, Nebraska 68178, USA  
<sup>10</sup>Czech Technical University in Prague, FNSPE, Prague, 115 19, Czech Republic  
<sup>11</sup>Nuclear Physics Institute AS CR, 250 68 Řež/Prague, Czech Republic  
<sup>12</sup>Institute of Physics, Bhubaneswar 751005, India  
<sup>13</sup>Indian Institute of Technology, Mumbai, India  
<sup>14</sup>Indiana University, Bloomington, Indiana 47408, USA  
<sup>15</sup>Institut de Recherches Subatomiques, Strasbourg, France  
<sup>16</sup>University of Jammu, Jammu 180001, India  
<sup>17</sup>Joint Institute for Nuclear Research, Dubna, 141 980, Russia  
<sup>18</sup>Kent State University, Kent, Ohio 44242, USA  
<sup>19</sup>University of Kentucky, Lexington, Kentucky, 40506-0055, USA  
<sup>20</sup>Institute of Modern Physics, Lanzhou, China  
<sup>21</sup>Lawrence Berkeley National Laboratory, Berkeley, California 94720, USA  
<sup>22</sup>Massachusetts Institute of Technology, Cambridge, MA 02139-4307, USA  
<sup>23</sup>Max-Planck-Institut für Physik, Munich, Germany  
<sup>24</sup>Michigan State University, East Lansing, Michigan 48824, USA  
<sup>25</sup>Moscow Engineering Physics Institute, Moscow Russia  
<sup>26</sup>City College of New York, New York City, New York 10031, USA  
<sup>27</sup>NIKHEF and Utrecht University, Amsterdam, The Netherlands  
<sup>28</sup>Ohio State University, Columbus, Ohio 43210, USA  
<sup>29</sup>Old Dominion University, Norfolk, VA, 23529, USA  
<sup>30</sup>Panjab University, Chandigarh 160014, India  
<sup>31</sup>Pennsylvania State University, University Park, Pennsylvania 16802, USA  
<sup>32</sup>Institute of High Energy Physics, Protvino, Russia  
<sup>33</sup>Purdue University, West Lafayette, Indiana 47907, USA  
<sup>34</sup>Pusan National University, Pusan, Republic of Korea  
<sup>35</sup>University of Rajasthan, Jaipur 302004, India  
<sup>36</sup>Rice University, Houston, Texas 77251, USA  
<sup>37</sup>Universidade de Sao Paulo, Sao Paulo, Brazil  
<sup>38</sup>University of Science & Technology of China, Hefei 230026, China  
<sup>39</sup>Shandong University, Jinan, Shandong 250100, China  
<sup>40</sup>Shanghai Institute of Applied Physics, Shanghai 201800, China  
<sup>41</sup>SUBATECH, Nantes, France  
<sup>42</sup>Texas A&M University, College Station, Texas 77843, USA  
<sup>43</sup>University of Texas, Austin, Texas 78712, USA  
<sup>44</sup>Tsinghua University, Beijing 100084, China  
<sup>45</sup>United States Naval Academy, Annapolis, MD 21402, USA  
<sup>46</sup>Valparaiso University, Valparaiso, Indiana 46383, USA  
<sup>47</sup>Variable Energy Cyclotron Centre, Kolkata 700064, India  
<sup>48</sup>Warsaw University of Technology, Warsaw, Poland  
<sup>49</sup>University of Washington, Seattle, Washington 98195, USA  
<sup>50</sup>Wayne State University, Detroit, Michigan 48201, USA  
<sup>51</sup>Institute of Particle Physics, CCNU (HZNU), Wuhan 430079, China  
<sup>52</sup>Yale University, New Haven, Connecticut 06520, USA  
<sup>53</sup>University of Zagreb, Zagreb, HR-10002, Croatia

The STAR Collaboration at RHIC presents a systematic study of high transverse momentum charged di-hadron correlations at small azimuthal pair separation  $\Delta\phi$ , in d+Au and central Au+Au collisions at  $\sqrt{s_{NN}} = 200$  GeV. Significant correlated yield for pairs with large longitudinal separation  $\Delta\eta$  is observed in central Au+Au, in contrast to d+Au collisions. The associated yield distribution in  $\Delta\eta \times \Delta\phi$  can be decomposed into a narrow jet-like peak at small angular separation which has a similar shape to that found in d+Au collisions, and a component which is narrow in  $\Delta\phi$  and depends only weakly on  $\Delta\eta$ , the “ridge”. Using two systematically independent analyses, finite ridge yield is found to persist for trigger  $p_t > 6$  GeV/c, indicating that it is correlated with jet production. The

transverse momentum spectrum of hadrons comprising the ridge is found to be similar to that of bulk particle production in the measured range ( $2 < p_t < 4$  GeV/c).

## I. INTRODUCTION

Measurements of inclusive hadron suppression [1, 2] and di-hadron azimuthal correlations [3, 4, 5] in ultrarelativistic nuclear collisions have provided important insights into the properties of hot QCD matter [6, 7, 8, 9]. In particular, the high transverse momentum (high  $p_t$ ) suppression [5] and low  $p_t$  enhancement [4] of the correlated yield of hadrons recoiling from a high  $p_t$  particle (azimuthal pair separation  $\Delta\phi \sim \pi$ ) suggest a dramatic softening of jet fragmentation in dense matter, arising from strong partonic energy loss.

Studies of near-side (small  $\Delta\phi$ ) di-hadron correlations in events containing a “trigger particle” at high  $p_t > 6$  GeV/c reveal a *jet-like* correlation at small angular separation (small pseudo-rapidity pair separation  $\Delta\eta$  and small  $\Delta\phi$ ) which is unmodified in central Au+Au collisions relative to d+Au [5], suggesting that the dominant production mechanism is jet fragmentation outside the dense medium.

At lower trigger momentum, significant near-side correlated yield has been observed at large pair separation  $\Delta\eta \sim 1$  [4], while for un-triggered correlations, longitudinal broadening at small  $\Delta\eta$  is seen [10, 11]. However, inclusive hadron production at moderate  $p_t < 6$  GeV/c in central Au+Au collisions differs significantly from that observed in more elementary collision systems [12, 13], indicating that jet fragmentation may not be the dominant hadron production mechanism in the kinematic region of these studies. For example, the large baryon/meson ratio observed at intermediate  $p_t$  is generally attributed to hadron formation by coalescence of constituent quarks [14, 15], which might also affect the di-hadron correlation structure [16].

In this paper, we present new measurements using the STAR detector to explore the near-side correlation structure in Au+Au and d+Au collisions at  $\sqrt{s_{NN}} = 200$  GeV, with emphasis on the  $\Delta\eta$  shape and high- $p_t$  trigger particles. In central Au+Au collisions, significant associated yield at large  $\Delta\eta$  is observed for all  $p_t^{trig}$ , including  $p_t^{trig} > 6$  GeV/c where jet fragmentation is expected to be the dominant particle production mechanism. At large  $p_t^{trig}$  the near side correlation structure can be factored into a jet-like peak, with properties similar to correlations in p+p collisions, and an elongated contribution which is approximately independent of  $\Delta\eta$ , which we therefore call *the ridge*.

Based on the earlier measurements and preliminary versions of some of the results in the present paper, several models have been proposed to explain the observed broadening of the near-side distributions and the occurrence of the ridge. Models based on radiative partonic energy loss suggest that the ridge arises from the coupling of induced gluon radiation to the longitudinal flow

of bulk matter [17], or from the coupling of radiation to transverse chromo-magnetic fields [18, 19]. Other models attribute the ridge to the effect of elastic scattering of the jet in the flowing medium [20], to medium heating by a jet [21], to radial flow of bulk matter in coincidence with a jet trigger bias due to energy loss [22, 23], or to long-range rapidity correlations arising from a Color Glass Condensate initial state [24, 25].

In order to address some of the model expectations, we study not only the shape of di-hadron correlations in  $\Delta\eta$  and  $\Delta\phi$ , but also the  $p_t$  dependence of the correlated yield. The ridge yield at high  $p_t^{trig}$  is examined using two systematically independent assessments of the background contribution of uncorrelated tracks. Comparison is made to d+Au reference data, to quantify the modification of jet fragmentation due to interactions in the hot medium.

## II. EXPERIMENTAL SETUP

The measurements were carried out by the STAR Collaboration at RHIC [26], using 12 million minimum bias d+Au events from RHIC Run 3, and 13 million central Au+Au collisions from RHIC Run 4 after event cuts. The d+Au and Au+Au data sets were both taken at  $\sqrt{s_{NN}} = 200$  GeV. Triggering, centrality selection, and tracking employed standard STAR procedures [1, 5, 27]. Primary-vertex tracks within  $|\eta| < 1$  were selected for this analysis using standard quality cuts on the number of hits in the Time Projection Chamber (TPC) and the distance of closest approach to the primary vertex, which eliminate fake tracks and ensure sufficient momentum resolution for high- $p_t$  measurements [1, 27]. The effect of track merging is a negligible effect in the kinematic range used in this analysis.

The central Au+Au events used in this analysis were selected during data taking based on signals in the Zero Degree Calorimeters (ZDC) [26] and a cut on the multiplicity in the Central Trigger Barrel (CTB) to reject peripheral events. The trigger selected the most central 12% of the total hadronic cross section, which we label “central Au+Au” in the following. The d+Au events used in this analysis were selected using a minimum bias trigger requiring at least one beam-rapidity neutron in the ZDC in the Au beam direction (negative pseudorapidity) accepting  $95 \pm 3\%$  of the d+Au hadronic cross section [27].

## III. $\Delta\eta \times \Delta\phi$ DI-HADRON CORRELATIONS

The event-averaged associated hadron distribution, formed using pairs of charged primary tracks within cer-

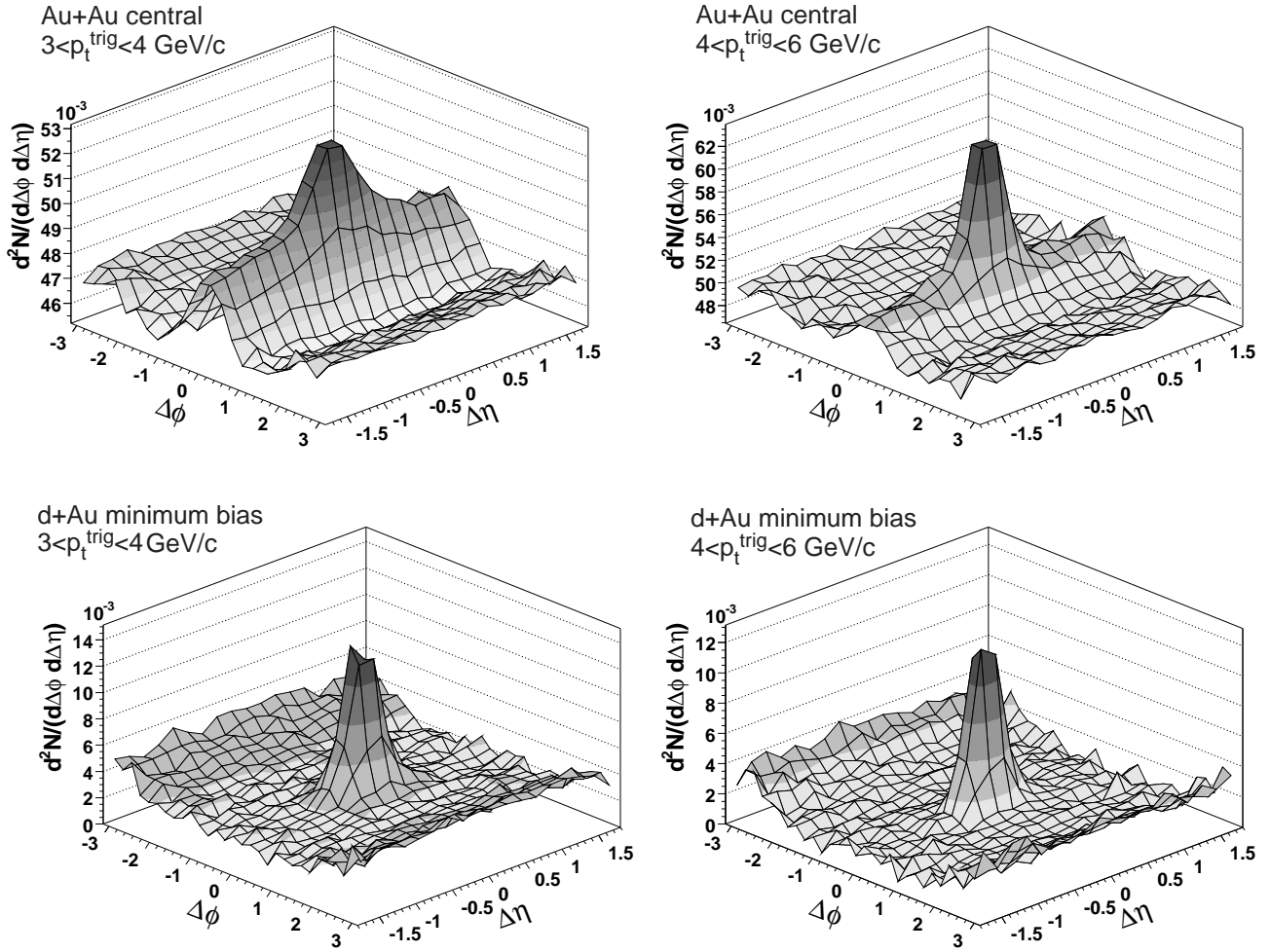


FIG. 1: Charged di-hadron distribution (Eq. 1) for  $2 \text{ GeV}/c < p_t^{assoc} < p_t^{trig}$ . Upper left: central Au+Au,  $3 < p_t^{trig} < 4 \text{ GeV}/c$ ; Upper right: central Au+Au,  $4 < p_t^{trig} < 6 \text{ GeV}/c$ ; Lower left: minimum bias d+Au,  $3 < p_t^{trig} < 4 \text{ GeV}/c$ ; Lower right: minimum bias d+Au,  $4 < p_t^{trig} < 6 \text{ GeV}/c$ . Note different vertical scales.

tain  $p_t$  intervals for the trigger and associated particles, is calculated as:

$$\frac{d^2 N}{d\Delta\phi d\Delta\eta}(\Delta\phi, \Delta\eta) = \frac{1}{N_{trig}} \frac{1}{\epsilon(\phi, \eta, \Delta\phi, \Delta\eta)} \frac{d^2 N_{raw}}{d\Delta\phi d\Delta\eta}, \quad (1)$$

where  $\Delta\phi$  and  $\Delta\eta$  are the azimuthal and pseudo-rapidity separation of the pair,  $N_{trig}$  is the number of trigger particles, and  $d^2 N_{raw}/d\Delta\phi d\Delta\eta$  is the measured di-hadron distribution. The factor  $1/\epsilon(\phi, \eta, \Delta\phi, \Delta\eta)$  accounts for the reconstruction efficiency of associated tracks, determined by embedding simulated single tracks into real events, and for the limited acceptance in  $\eta$  and TPC sector boundaries in  $\phi$ , determined by event-mixing. Associated particles have  $2 \text{ GeV}/c < p_t^{assoc} < p_t^{trig}$  for consistency with previous results [5], except for a new analysis which directly compares correlations for different  $p_t^{trig}$  (Section VIA), where  $2 < p_t^{assoc} < 4 \text{ GeV}/c$  was used.

Figure 1 shows distributions of the associated particle

yield defined in Eq. 1 for central Au+Au events with trigger  $3 < p_t^{trig} < 4$  and  $4 < p_t^{trig} < 6 \text{ GeV}/c$  (upper panels), and for d+Au events with the same  $p_t^{trig}$  selections (lower panels). A near-side peak centered on  $(\Delta\eta, \Delta\phi) = (0, 0)$  is evident in all panels, consistent with jet fragmentation. In addition, a significant enhancement of near-side correlated yield is seen at large  $\Delta\eta$  for central Au+Au events, but not for d+Au events: the ridge.

In this analysis we examine the shape of the near-side associated yield distribution in detail via projections on the  $\Delta\eta$  and  $\Delta\phi$ -axis. We characterize the shapes of both the ridge and the jet-like peak, and study the  $p_t$  dependence of the ridge and jet-like yields.

#### IV. RIDGE SHAPE IN $\Delta\eta$

To study the ridge quantitatively, the di-hadron distribution is projected onto the  $\Delta\eta$  axis in intervals of

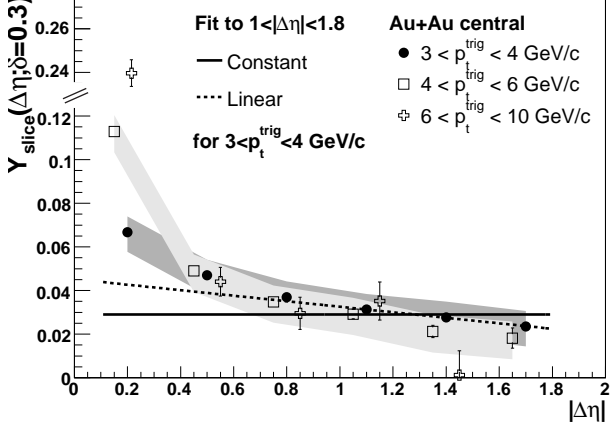


FIG. 2:  $Y_{slice}(\Delta\eta; \delta = 0.3)$  (Eq. 5) for central Au+Au collisions,  $2 \text{ GeV}/c < p_t^{assoc} < p_t^{trig}$ , and various  $p_t^{trig}$  vs.  $|\Delta\eta|$ ; the shaded bands represents the systematic uncertainties due to  $v_2$  (not shown for  $6 < p_t^{trig} < 10 \text{ GeV}/c$ ). The solid and dashed line represents a constant or linear fit to  $1 < |\Delta\eta| < 1.8$ ; only shown for  $3 < p_t^{trig} < 4 \text{ GeV}/c$  (see text). Some data points are displaced horizontally for clarity.

$\Delta\phi$ :

$$\left. \frac{dN}{d\Delta\eta} \right|_{a,b} \equiv \int_a^b d\Delta\phi \frac{d^2N}{d\Delta\phi d\Delta\eta}; \quad (2)$$

similarly for projection onto  $\Delta\phi$ :

$$\left. \frac{dN}{d\Delta\phi} \right|_{a,b} \equiv \int_{|\Delta\eta| \in [a,b]} d\Delta\eta \frac{d^2N}{d\Delta\phi d\Delta\eta}. \quad (3)$$

The contribution to the di-hadron distribution of elliptic flow ( $v_2$ ) in nuclear collisions [3] is estimated via

$$B_{\Delta\phi}[a, b] \equiv b_{\Delta\phi} \int_a^b d\Delta\phi \left( 1 + 2\langle v_2^{trig} v_2^{assoc} \rangle \cos 2\Delta\phi \right), \quad (4)$$

where the mean uncorrelated level  $b_{\Delta\phi}$  is fixed by the assumption of zero correlated yield at the minimum of the projected distribution, in this case  $1.0 < \Delta\phi < 1.2$  (zero yield at minimum, or ‘‘ZYAM’’) [3, 4, 28, 29]. Values of  $b_{\Delta\phi}$  are given in Table I. The modulation amplitude  $\langle v_2^{trig} v_2^{assoc} \rangle$  is approximated as  $\langle v_2^{trig} \rangle \langle v_2^{assoc} \rangle$  using the mean of the event plane, determined at forward rapidities in the Forward TPCs (FTPC), ( $v_2\{FTPC\}(p_t)$ ) and four-particle cumulant methods ( $v_2\{4\}(p_t)$ ) [30] (see Table II). The  $v_2$  systematic uncertainty is defined using  $v_2\{FTPC\}$  as maximum and  $v_2\{4\}$  as minimum in each  $p_t$  bin. An alternative to the ZYAM procedure is discussed below (Section VIA).

The near-side correlated yield within a  $\Delta\eta$  interval of width  $\delta$  is then

$$Y_{slice}(\Delta\eta; \delta) = \int_{-0.7}^{0.7} d\Delta\phi \left( \left. \frac{dN}{d\Delta\phi} \right|_{\Delta\eta-\delta/2, \Delta\eta+\delta/2} \right) - B_{\Delta\phi}[-0.7, 0.7]. \quad (5)$$

$p_t^{trig}$ [GeV/c]	$b_{\Delta\phi}$	$b_{\Delta\eta}$
3 – 4	$0.4302 \pm (1 \cdot 10^{-4})$	$0.1245 \pm (1 \cdot 10^{-4})$
4 – 5	$0.4502 \pm (4 \cdot 10^{-4})$	$0.1296 \pm (3 \cdot 10^{-4})$
5 – 6	$0.4533 \pm (8 \cdot 10^{-4})$	$0.1295 \pm (6 \cdot 10^{-4})$
6 – 10	$0.4508 \pm (1 \cdot 10^{-3})$	$0.1284 \pm (1 \cdot 10^{-3})$

TABLE I:  $b_{\Delta\phi}$  and  $b_{\Delta\eta}$  values used for the ZYAM normalization Eq. 4 and 6 for different  $p_t^{trig}$  windows, with  $2 \text{ GeV}/c < p_t^{assoc} < p_t^{trig}$ . Errors are statistical only.

$p_t^{trig}$ [GeV/c]	$v_2(\text{Mean})$ [%]	$p_t^{assoc}$ [GeV/c]	$v_2(\text{Mean})$ [%]
3 – 4	$8.5 \pm 2.2$	2.0 – 2.5	$8.0 \pm 1.7$
4 – 5	$7.7 \pm 1.9$	2.5 – 3.0	$8.4 \pm 1.9$
5 – 6	$6.5 \pm 1.5$	3.0 – 3.5	$8.5 \pm 2.1$
6 – 10	$4.6 \pm 1.3$	3.5 – 4.0	$8.3 \pm 2.1$

TABLE II: Elliptic flow  $v_2$  values for different  $p_t^{trig}$  and  $p_t^{assoc}$  windows, defined as the mean of the FTPC reaction plane ( $v_2\{FTPC\}(p_t)$ ) and four-particle cumulant methods ( $v_2\{4\}(p_t)$ ) in central Au+Au collisions ( $v_2(\text{Mean})$ ). Uncertainties are the variation in  $v_2$  due to these two approaches.

The systematic uncertainty on  $Y_{slice}(\Delta\eta; \delta)$  includes contributions from  $v_2$ , but not from the ZYAM assumption. The statistical error of  $b_{\Delta\phi}$ , which is determined independently for every  $\Delta\eta$  interval using the ZYAM procedure, (and  $b_{\Delta\eta}$  Eq. 6) is included in the error on  $Y_{slice}(\Delta\eta; \delta)$  (and  $Y_{ridge}$  in Eq. 9).

Figure 2 shows  $Y_{slice}(\Delta\eta; \delta = 0.3)$  as a function of  $\Delta\eta$ .  $Y_{slice}$  is largest around  $\Delta\eta = 0$ , as expected from jet fragmentation. However, a significant associated yield is also seen at large  $\Delta\eta > 1$ , for all  $p_t^{trig}$ . The systematic uncertainties in the figure are due to the uncertainty on the elliptic flow of the background which may be  $\Delta\eta$ -dependent. The yield at large  $\Delta\eta$  exhibits no significant dependence on  $\Delta\eta$  within the experimental acceptance and the statistical and systematic uncertainties.

A fit to the three data points at largest  $|\Delta\eta|$  in Fig. 2 for the  $p_t^{trig}$  intervals 3–4, 4–6 and 6–10 GeV/c, was used to estimate the total ridge yield, using the two assumptions of no  $\Delta\eta$  dependence or linear ridge variation with  $\Delta\eta$ . These two cases delimit the unknown ridge yield at small  $\Delta\eta$ . For all  $p_t^{trig}$  bins the assumption of linear variation gives an estimated total ridge yield that is 10–15% larger than the assumption of a  $\Delta\eta$ -independent ridge. The following discussion assumes that the ridge is independent on  $\Delta\eta$ , but the systematic uncertainty assigned to the ridge yield includes the linear-variation case.

## V. CHARACTERIZATION OF JET-LIKE PEAK

Based on these observations, we separate the near-side projection onto the  $\Delta\eta$  axis in a jet-like peak centered at

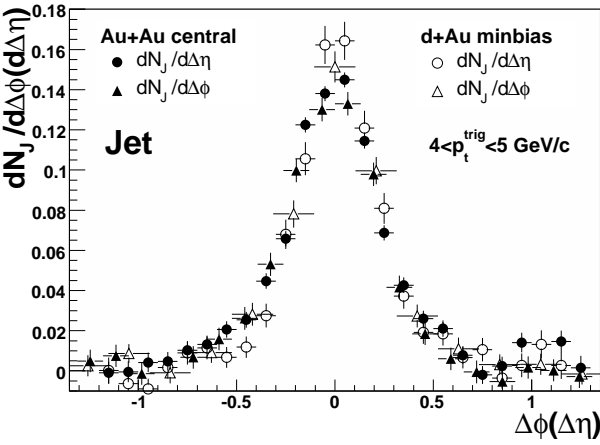
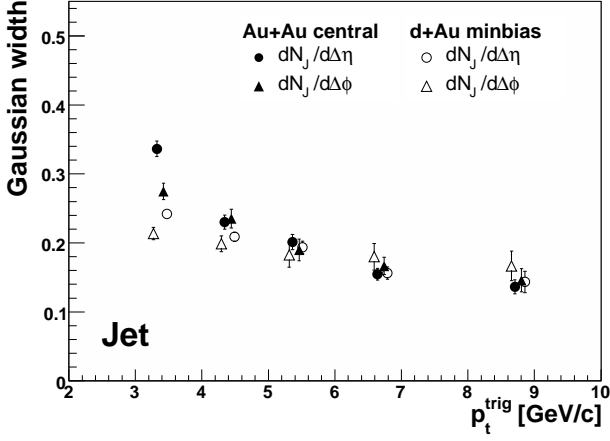


FIG. 3: Upper panel: width of Gaussian fit to jet-like peak for Eq. 6 (circles) and Eq. 7 (triangles),  $2 \text{ GeV}/c < p_t^{assoc} < p_t^{trig}$ , as a function of  $p_t^{trig}$ , for central Au+Au (filled) and d+Au (open). Some data points are displaced horizontally for clarity. Bottom panel: the distributions Eq. 6 and Eq. 7 for  $4 < p_t^{trig} < 5 \text{ GeV}/c$  and  $2 \text{ GeV}/c < p_t^{assoc} < p_t^{trig}$ .

$\Delta\eta = 0$  and a  $\Delta\eta$ -independent ridge component. Since  $v_2$  measured within the acceptance of this analysis has negligible variation with  $\eta$  [30], the jet-like yield may be written as

$$\frac{dN_J}{d\Delta\eta}(\Delta\eta) = \frac{dN}{d\Delta\eta} \Big|_{-0.7, 0.7} - b_{\Delta\eta} \quad (6)$$

where the constant background level  $b_{\Delta\eta}$  is calculated in the interval  $1.0 < |\Delta\eta| < 1.7$ . Values of  $b_{\Delta\eta}$  are given in Table I.

The jet-like yield can alternatively be defined by projecting onto the  $\Delta\phi$  axis, assuming negligible jet-like contribution in  $|\Delta\eta| > 0.7$ :

$$\frac{dN_J}{d\Delta\phi}(\Delta\phi) = \frac{dN}{d\Delta\phi} \Big|_{0, 0.7} - \frac{dN}{d\Delta\phi} \Big|_{0.7, 1.4} \quad (7)$$

Figure 3, upper panel, shows the widths of Gaussian fits to  $dN_J/d\Delta\eta$  and  $dN_J/d\Delta\phi$  vs.  $p_t^{trig}$ , for both central

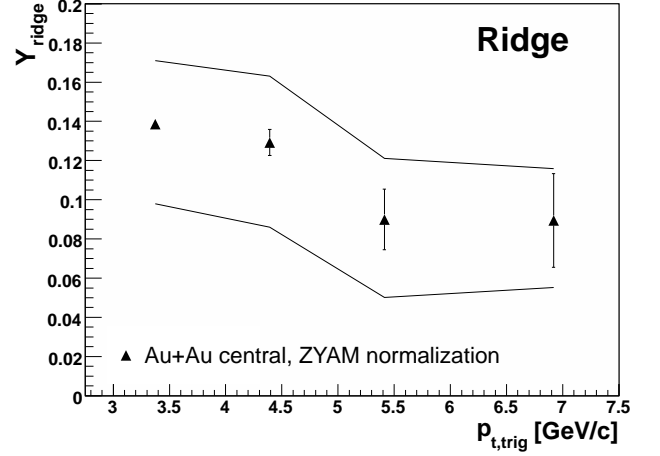


FIG. 4: Ridge yield (Eq. 9) in  $|\Delta\eta| < 1.7$  and  $2 \text{ GeV}/c < p_t^{assoc} < p_t^{trig}$  as function of  $p_t^{trig}$ . Solid lines are the systematic uncertainty due to  $v_2$ .

Au+Au and d+Au events. At low  $p_t^{trig}$  the jet-like peak is significantly broadened in Au+Au relative to d+Au. Similar broadening has been observed previously at low  $p_t^{trig}$  [4, 10].

For  $p_t^{trig} > 5 \text{ GeV}/c$  the jet-like peak has similar width in  $\Delta\eta$  and  $\Delta\phi$  consistent with d+Au reference measurements. The full distributions for the two projections are shown in Fig. 3, lower panel, for central Au+Au and d+Au minimum bias, for  $4 < p_t^{trig} < 5$  and  $p_t^{assoc} > 2 \text{ GeV}/c$ . The similarity suggests that for high  $p_t^{trig}$ , the near-side jet-like peak arises from jet fragmentation in vacuum, with little modification by the medium for  $p_t^{assoc} > 2 \text{ GeV}/c$ . Note that this observation does not preclude significant jet energy loss prior to fragmentation of the leading parton.

## VI. CHARACTERIZATION OF THE RIDGE, $p_t^{trig}$ DEPENDENCE

The yield of the jet-like peak  $Y_J^{\Delta\eta}$  and the yield of the ridge  $Y_{ridge}$  are obtained by suitable integrals over Eqs. 5 and 6:

$$Y_J^{\Delta\eta} = \int_{-0.7}^{0.7} d\Delta\eta \frac{dN_J}{d\Delta\eta}(\Delta\eta), \quad (8)$$

$$Y_{ridge} = \int_{-1.7}^{1.7} d\Delta\eta \frac{dN}{d\Delta\eta} \Big|_{-0.7, 0.7} - B_{\Delta\phi}[-0.7, 0.7] - Y_J^{\Delta\eta}. \quad (9)$$

Figure 4 shows  $Y_{ridge}$  as function of  $p_t^{trig}$  for central Au+Au collisions, using ZYAM to normalize the background level. Significant ridge yield is observed for all  $p_t^{trig}$ , in particular for  $p_t^{trig} > 6 \text{ GeV}/c$ , where jet frag-

mentation is expected to be the dominant hadron production mechanism even in nuclear collisions [12, 13].

### A. Independent estimate of lower bound on ridge yield

The above conclusion relies on the two-component model of jet and background, together with the ZYAM background normalization assumption and  $v_2$  correction for background. However, ZYAM does not provide a strict lower or upper bound on the combinatorial di-hadron background. An estimate of the combinatorial background that is systematically independent of these assumptions can be obtained by attributing the recoil yield entirely to elliptic flow and comparing near-side yield (small  $\Delta\phi$ ) to the recoil yield in the ridge region  $|\Delta\eta| > 0.7$ .

Since finite jet-correlated recoil yield has been observed over background for  $p_t^{trig} > 6$  GeV/c and  $p_t^{assoc} > 2$  GeV/c [5], this procedure will overestimate the near-side combinatorial background and therefore underestimate the extracted ridge yield. Full correction for this effect requires theoretical modelling that is beyond the scope of the present work. In order to minimize this effect we utilize the observation that the combinatorial background level is dominantly a function only of  $p_t^{assoc}$  [5] and estimate the maximum background yield for all  $p_t^{trig}$  using the recoil distribution for  $4 < p_t^{trig} < 6$  GeV/c, where the jet-correlated recoil yield in central events is small compared to the background for  $p_t^{assoc} > 2$  GeV/c. A possible multiplicity bias due to the presence of a high- $p_t$  trigger particle is estimated to be around 0.1%. This provides a significant lower bound to the ridge yield.

Figure 5 shows  $dN/d\Delta\phi|_{0.7,1.4}$  (Eq. 3) for  $6 < p_t^{trig} < 10$  GeV/c (solid circles) and  $4 < p_t^{trig} < 6$  GeV/c (open triangles), for  $2 < p_t^{assoc} < 4$  GeV/c. No background correction has been applied; note the suppressed zero on the vertical axis. Error bars are statistical. The systematic uncertainty of associated hadron yields is dominated by a 5% uncertainty in the tracking efficiency  $\epsilon(\Delta\phi, \Delta\eta)$  in Eq. 1. The high- $p_t$  tracks used for these distributions are long, relatively straight tracks with similar topology, so that the uncorrelated systematic uncertainty of the distributions in Fig. 5 is negligible relative to the statistical errors.

The shaded band in the figure shows the fit of the function  $k_1 + k_2 \cdot \cos(2\Delta\phi)$  to the recoil distribution in the region  $2 < |\Delta\phi| < \pi$  for  $4 < p_t^{trig} < 6$  GeV/c. A small, but significant excess is seen at  $|\Delta\phi| < 0.5$  for the signal relative to the band for both  $4 < p_t^{trig} < 6$  GeV/c and  $6 < p_t^{trig} < 10$  GeV/c, corresponding to the ridge yield. The measured distributions undershoot this background estimate in the region  $0.5 < \Delta\phi < 1.5$ , which may indicate that this method overestimates the background somewhat, due to the presence of a small recoil yield even for the lower  $p_t^{trig}$  selection. However, it is also

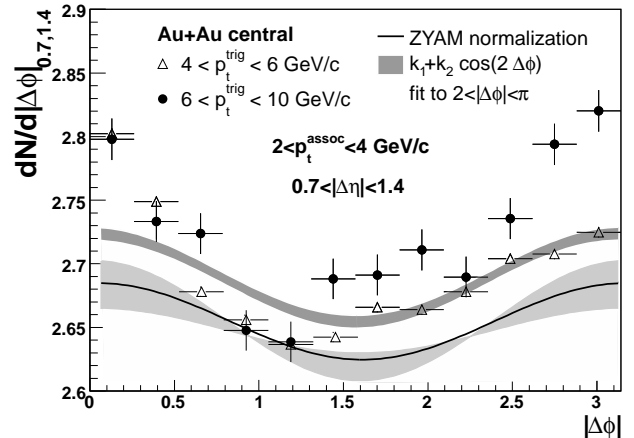


FIG. 5: Projection  $dN/d\Delta\phi|_{a,b}$  for  $0.7 < |\Delta\eta| < 1.4$  (Eq. 3) in two trigger  $p_t$  windows, for  $2 < p_t^{assoc} < 4$  GeV/c. No background subtraction has been applied; note the suppressed zero on the vertical scale. The shaded band shows the fit of the function  $k_1 + k_2 \cdot \cos(2\Delta\phi)$  to the recoil region  $2 < |\Delta\phi| < \pi$  for  $4 < p_t^{trig} < 6$  GeV/c. The width of the band indicates the fitting error. The solid curve represents the background estimate using the ZYAM normalization for  $4 < p_t^{trig} < 6$  GeV/c (systematic uncertainties are indicated by light shaded band).

possible that the presence of a trigger locally depletes the correlated yield relative to an uncorrelated background, in which case the ZYAM procedure would underestimate the background and the alternative procedure would be more appropriate.

The solid line with the light shaded band around it in the figure indicates the combinatorial background estimation using the ZYAM assumption. By construction, this assumption does not admit an undershoot of the measured distribution relative to the background. Larger ridge yield is estimated using this technique.

Based on these two independent estimates for the background level and shape, we conclude that significant near-side ridge yield is present for  $6 < p_t^{trig} < 10$  GeV/c, indicating that the ridge is indeed correlated with jet production in central Au+Au collisions.

## VII. CHARACTERIZATION OF THE RIDGE, $p_t^{assoc}$ DEPENDENCE

Figure 6 shows the  $p_t$  spectrum of associated particles in the ridge,  $Y_{ridge}$  (left), and in the jet-like peak,  $Y_J^{\Delta\eta}$  (right) (see Eq. 9 and 8). We only consider  $p_t^{trig} > 4$  GeV/c, where the jet-like peak as defined here is symmetric in  $\Delta\eta$  and  $\Delta\phi$  and the peak widths are similar to the d+Au reference measurements. Table III characterizes the spectra through their inverse slope parameter  $T$  from the fit of an exponential function,  $\frac{dN}{dp_t} \propto p_t e^{-p_t/T}$ .

The jet-like spectrum is significantly harder than the

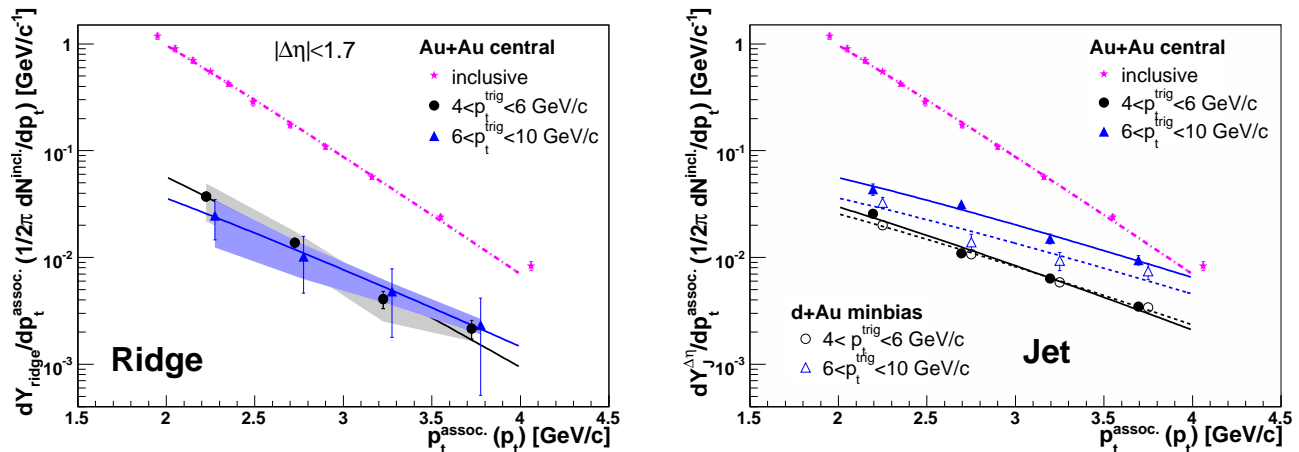


FIG. 6: (color online) Differential  $p_t$  spectrum for associated particles in central Au+Au collisions, with  $4 < p_t^{trig} < 6$  and  $6 < p_t^{trig} < 10$  GeV/c. The dash-dotted line is the inclusive hadron spectrum from central Au+Au collisions [1]. Left panel: ridge spectrum; shaded bands show systematic uncertainty. Right panel: jet-like spectrum, also compared to d+Au reference measurements. The lines in both panels show exponential fits to the data (Table III). Data are offset horizontally for clarity.

$p_t^{trig}$ [GeV/c]	$T_{Ridge}$ [MeV/c]	$T_{Jet}$ [MeV/c]	$T_{Jet}^{dAu}$ [MeV/c]
4 – 6	$416 \pm 22$	$598 \pm 21$	$647 \pm 24$
6 – 10	$514 \pm 148$	$702 \pm 47$	$723 \pm 86$

TABLE III: Slope parameter  $T$  from an exponential fit (see Fig. 6) to the  $p_t^{assoc}$  spectrum in different  $p_t^{trig}$  bins for ridge-like ( $T_{Ridge}$ ) and jet-like ( $T_{Jet}$ ) near-side correlations as well as  $T_{Jet}^{dAu}$  for the d+Au reference measurement (statistical error only). The slope of the inclusive spectrum is  $T = 355 \pm 6$  MeV/c.

inclusive spectrum and similar to the d+Au reference measurement, while the ridge-spectrum is softer and more similar to the inclusive spectrum. For  $4 < p_t^{trig} < 6$  GeV/c, the normalized jet-like yield per trigger is similar in central Au+Au and d+Au, while at  $6 < p_t^{trig} < 10$  GeV/c the yield is slightly enhanced in Au+Au collisions.

## VIII. DISCUSSION AND SUMMARY

The similarity of peak shape and  $p_t$  distribution of the jet-like yield in central Au+Au and d+Au collisions, in contrast to the softer  $p_t^{assoc}$  distribution and the approximately  $\Delta\eta$ -independent shape of the ridge yield in central Au+Au, supports the picture that the near-side correlation at high  $p_t^{trig}$  in central Au+Au collisions consists of two distinct components: a vacuum jet fragmentation contribution, similar to that seen in p+p and d+Au reference measurements; and the ridge contribution, with properties similar to bulk particle production.

Currently available models of ridge formation [17, 18, 19, 20, 21, 22, 23, 24, 25] provide only qualitative guidance about the underlying physics of the ridge, but not quantitative predictions at sufficient precision to exclude

a given picture based on the present measurements. All current models generate a softer spectrum for the ridge yield than for jet-like associated yield, and describe qualitatively the results in Fig. 6. The models involving turbulent color fields [18, 19] predict a broadening of the jet-like peak in  $\Delta\eta$ , which is not observed in these measurements at high  $p_t$ . The observed longitudinal extent of the ridge ( $|\Delta\eta| > 1.5$ ) indicates qualitatively that the ridge is formed early in the evolution of the fireball, for example as color flux tubes from a CGC initial state [24, 25], and disfavors the gluon radiation [17] and the turbulent color field mechanisms [18, 19], which invoke final state partonic energy loss and (subsequent) coupling of the radiated gluons to the bulk matter or color fields. The momentum kick model [20] and the trigger bias model [22, 23] may accommodate the width of the ridge, though with assumptions about the momentum distribution and density of the thermal background and the radial flow boost of the underlying p+p event that are not yet constrained by available data on inclusive yields and spectra, as well as other correlation measurements. Another model attributes the ridge structure to heating of the medium and hadronisation by quark recombination from QCD matter and seems to reproduce preliminary versions of the measurement [21], but does not treat longitudinal dynamics explicitly. We anticipate that the measurements of the correlation shapes and yields in this paper will lead to a reassessment of the various models, and a more quantitative confrontation of the models with the measurements.

In summary, analysis of di-hadron  $\Delta\eta \times \Delta\phi$  correlations in central Au+Au collisions reveals a more complex structure of the near-side correlation than expected from p+p and d+Au reference measurements, namely the observation of additional correlated yield at large  $\Delta\eta$  (the ridge). New detailed measurements of the shape and the  $p_t^{trig}$  and  $p_t^{assoc}$  dependence of the ridge-



and jet-like contributions support the picture that the near-side two-particle correlation consists of two distinct components: a  $\Delta\eta$ -independent ridge contribution with properties similar to inclusive particle production, and a jet contribution similar to that seen in p+p and d+Au reference measurements. Various mechanisms have already been proposed for the formation of the ridge in heavy-ion collisions. The measurements presented here are expected to rule out or constrain some of the proposed models.

We thank the RHIC Operations Group and RCF at BNL, and the NERSC Center at LBNL and the resources provided by the Open Science Grid consortium

for their support. This work was supported in part by the Offices of NP and HEP within the U.S. DOE Office of Science, the U.S. NSF, the Sloan Foundation, the DFG cluster of excellence ‘Origin and Structure of the Universe’, CNRS/IN2P3, RA, RPL, and EMN of France, STFC and EPSRC of the United Kingdom, FAPESP of Brazil, the Russian Ministry of Sci. and Tech., the NNSFC, CAS, MoST, and MoE of China, IRP and GA of the Czech Republic, FOM of the Netherlands, DAE, DST, and CSIR of the Government of India, the Polish State Committee for Scientific Research, and the Korea Sci. & Eng. Foundation.

- 
- [1] J. Adams et al. (STAR), Phys. Rev. Lett. **91**, 172302 (2003), [nucl-ex/0305015](#)
- [2] S.S. Adler et al. (PHENIX), Phys. Rev. Lett. **91**, 072301 (2003), [nucl-ex/0304022](#)
- [3] C. Adler et al. (STAR), Phys. Rev. Lett. **90**, 082302 (2003), [nucl-ex/0210033](#)
- [4] J. Adams et al. (STAR), Phys. Rev. Lett. **95**, 152301 (2005), [nucl-ex/0501016](#)
- [5] J. Adams et al. (STAR), Phys. Rev. Lett. **97**, 162301 (2006), [nucl-ex/0604018](#)
- [6] J. Adams et al. (STAR), Nucl. Phys. **A757**, 102 (2005), [nucl-ex/0501009](#)
- [7] K. Adcox et al. (PHENIX), Nucl. Phys. **A757**, 184 (2005), [nucl-ex/0410003](#)
- [8] I. Arsene et al. (BRAHMS), Nucl. Phys. **A757**, 1 (2005), [nucl-ex/0410020](#)
- [9] B.B. Back et al. (PHOBOS), Nucl. Phys. **A757**, 28 (2005), [nucl-ex/0410022](#)
- [10] J. Adams et al. (STAR), Phys. Rev. **C73**, 064907 (2006), [nucl-ex/0411003](#)
- [11] J. Adams et al. (STAR), Phys. Rev. **C75**, 034901 (2007), [nucl-ex/0607003](#)
- [12] J. Adams et al. (STAR) (2006), [nucl-ex/0601042](#)
- [13] B.I. Abelev et al. (STAR), Phys. Rev. Lett. **97**, 152301 (2006), [nucl-ex/0606003](#)
- [14] R.J. Fries, B. Muller, C. Nonaka, S.A. Bass, Phys. Rev. **C68**, 044902 (2003), [nucl-th/0306027](#)
- [15] R.C. Hwa, C.B. Yang, Phys. Rev. **C67**, 034902 (2003), [nucl-th/0211010](#)
- [16] R.C. Hwa, C.B. Yang, Phys. Rev. **C70**, 054902 (2004), [nucl-th/0407081](#)
- [17] N. Armesto et al., Phys. Rev. Lett. **93**, 242301 (2004), [hep-ph/0405301](#)
- [18] P. Romatschke, Phys. Rev. **C75**, 014901 (2007), [hep-ph/0607327](#)
- [19] A. Majumder, B. Muller, S.A. Bass, Phys. Rev. Lett. **99**, 042301 (2007), [hep-ph/0611135](#)
- [20] C.Y. Wong, Phys. Rev. **C76**, 054908 (2007), [arXiv:0707.2385](#)
- [21] C.B. Chiu, R.C. Hwa, Phys. Rev. **C72**, 034903 (2005), [nucl-th/0505014](#)
- [22] S.A. Voloshin, Phys. Lett. **B632**, 490 (2006), [nucl-th/0312065](#)
- [23] E.V. Shuryak, Phys. Rev. **C76**, 047901 (2007), [arXiv:0706.3531](#)
- [24] A. Dumitru, F. Gelis, L. McLerran, R. Venugopalan, Nucl. Phys. **A810**, 91 (2008), [arXiv:0804.3858](#)
- [25] S. Gavin, L. McLerran, G. Moschelli, Phys. Rev. **C79**, 051902 (2009), [arXiv:0806.4718](#)
- [26] K.H. Ackermann et al. (STAR), Nucl. Instrum. Meth. **A499**, 624 (2003)
- [27] J. Adams et al. (STAR), Phys. Rev. Lett. **91**, 072304 (2003), [nucl-ex/0306024](#)
- [28] N.N. Ajitanand et al., Phys. Rev. **C72**, 011902 (2005), [nucl-ex/0501025](#)
- [29] S.S. Adler et al. (PHENIX), Phys. Rev. Lett. **97**, 052301 (2006), [nucl-ex/0507004](#)
- [30] J. Adams et al. (STAR), Phys. Rev. **C72**, 014904 (2005), [nucl-ex/0409033](#)