

Type II Cepheids as Extragalactic Distance Candles

Daniel J. Majaess, David G. Turner, David J. Lane

Saint Mary's University, Halifax, Nova Scotia, Canada

The Abbey Ridge Observatory, Stillwater Lake, Nova Scotia, Canada

dmajaess@ap.smu.ca

ABSTRACT

Extragalactic Type II Cepheids are tentatively identified in photometric surveys of IC 1613, M33, M101, M106, M31, NGC 4603, and the SMC. Preliminary results suggest that Type II Cepheids may play an important role as standard candles, in constraining the effects of metallicity on Cepheid parameters, and in mapping extinction.

Subject headings: —

1. Introduction

Type II Cepheids were often cited as potential distance indicators, yet the possibility of a non-unique period-luminosity relation and their comparative faintness relative to classical Cepheids often precluded their use. Recent advances in the field are challenging such perceptions, however. The OGLE survey of the LMC and Galactic bulge secured a statistically valid sample of Type II Cepheids that facilitated the establishment of viable period-magnitude relations (Udalski et al. 1999; Kubiak & Udalski 2003; Soszynski et al. 2008). The distances inferred to the Galactic center and innumerable globular clusters from Type II Cepheids agree with estimates found in the literature (Pritzl et al. 2003; Matsunaga et al. 2006; Groenewegen et al. 2008; Feast et al. 2008; Matsunaga et al. 2009; Majaess et al. 2009). Furthermore, Type II Cepheids were observed beyond the Local Group alongside classical Cepheids in the galaxy M106 (Macri et al. 2006). That finding, in tandem with the possible discovery of Type II Cepheids in NGC 3198 & NGC 5128 (Kelson et al. 1999; Ferrarese et al. 2007; Majaess et al. 2009), motivated the present study which expands the search for extragalactic Type II Cepheids.

Type II Cepheids may be identified in galaxies that do not contain young massive stars like classical Cepheids (Turner 1996), since the vari-

ables originate from an older low mass population (Wallerstein 2002). It follows that statistical uncertainties in recent estimates of H_0 might be reduced through an increase in the number of galaxies used for calibration (Freedman & Madore 1996; Freedman et al. 2001). Type II Cepheids also offer an empirical resolution to the debate surrounding the effect of metallicity on the distances and colours of classical Cepheids. The distance and reddening determined for a particular galaxy from classical Cepheids, Type II Cepheids, and RR Lyrae variables should be comparable, with any identifiable differences possibly linked to metallicity effects (Majaess et al. 2009). Similarly, parameters (d , E_{B-V}) established for globular clusters from RR Lyrae and Type II Cepheid variables may be compared to estimates that are insensitive to metallicity.

This study employs reddening-free Cepheid relations to highlight the potential membership of Type II Cepheids in surveys of IC 1613 (Udalski et al. 2001), M106 (Macri et al. 2006), M33 (Macri et al. 2001; Hartman et al. 2006; Bersier et al. 2008; Scowcroft et al. 2009), M101 (Kelson et al. 1996; Stetson et al. 1998), M31 (Bonanos et al. 2003), NGC 4603 (Zepf et al. 1997; Newman et al. 1999), and the SMC (Udalski et al. 1999). The effects of metallicity on the determination of a Cepheid's colour and distance are also discussed.

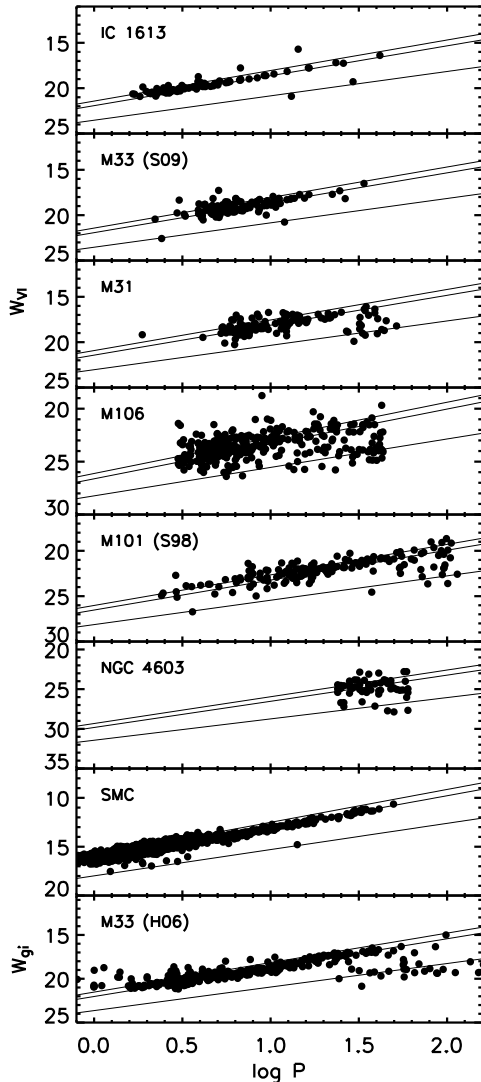


Fig. 1.— Wesenheit period-magnitude diagrams for the galaxies studied. Solid lines indicate the Wesenheit functions for classical Cepheids pulsating in the overtone and fundamental modes, and Type II Cepheids.

2. Extragalactic Type II Cepheids

Wesenheit reddening-free parameterizations for classical Cepheids pulsating in the first overtone (OT) and fundamental mode (FU), and for Type II Cepheids (TII) can be deduced from OGLE observations of the LMC (Udalski et al. 1999;

Soszynski et al. 2008):

$$\begin{aligned}
 W_{VI} &= V - \beta(V - I) \\
 W_{VI}(FU) &= -(3.29 \pm 0.02)(\log P) + (15.82 \pm 0.01) \\
 W_{VI}(OT) &= -(3.37 \pm 0.02)(\log P) + (15.32 \pm 0.01) \\
 W_{VI}(TII^*) &\simeq -2.7 \times \log P + 17.4
 \end{aligned}
 \tag{1}$$

BL Her, W Vir, and RV Tau variables do not follow the same simple Wesenheit function (see Soszynski et al. 2008). Consequently, the aforementioned equations were only used to identify Type II and classical Cepheids by their locations in reddening-free period-magnitude diagrams (van den Bergh 1968; Madore 1982; Opolski 1983). The distances were then computed from the reddening-free Cepheid distance relationship of Majaess et al. (2008, 2009). A correction term was derived by Majaess et al. (2009) to permit the determination of distances to the RV Tau subclass of Type II Cepheids, in addition to stars occupying the BL Her and W Vir regimes. The reddening-free Cepheid distance relationships were obtained via least squares techniques applied to specific samples of calibrators. For classical Cepheids the sample consisted of Galactic cluster Cepheids (e.g., Turner & Burke 2002) and Cepheids with new HST parallaxes (Benedict et al. 2007). Defining the relation strictly as a Galactic calibration is somewhat ambiguous given that Milky Way Cepheids appear to follow a galactocentric metallicity gradient (Andrievsky et al. 2002,b). The Majaess et al. (2008) relation is tied to Galactic classical Cepheids that exhibit near solar abundances (Andrievsky et al. 2002,b). For Type II Cepheids the calibrators were LMC variables observed by OGLE (Udalski et al. 1999; Soszynski et al. 2008).

The colour coefficient for the Wesenheit relations used here, $\beta = -2.55$, is that employed by Fouqué et al. (2007). The slopes of the W_{VI} relations do vary between galaxies, but are not large enough to affect the present objectives and shall be elaborated upon in a separate study. The Wesenheit functions were shifted in tandem by the same zero-point to correct for a difference in modulus between the calibrating galaxy (the LMC) and the target galaxy under inspection. It is noted that the formal uncertainties cited for the Wesenheit functions are optimistic (Eqn. 1).

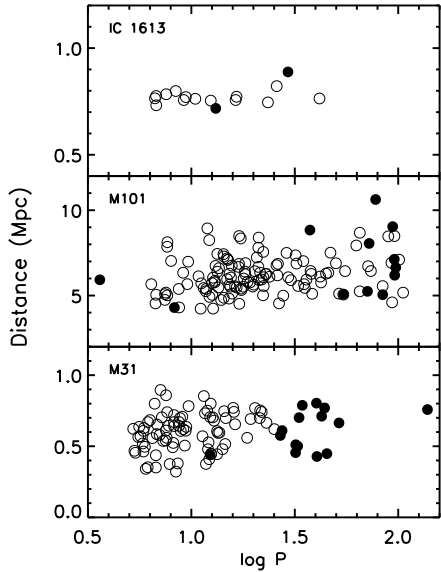


Fig. 2.— Cepheid period-distance diagrams for the galaxies IC 1613, M101, and M31. Filled circles identify stars analyzed using the Type II Cepheid distance relation. Open circles identify stars analyzed with the classical Cepheid distance parameterization.

Classical and Type II Cepheid candidates in the survey of M33 by Hartman et al. (2006) and Bersier et al. (2008) were identified by constructing a Wesenheit function for g' and i' magnitudes. A sizeable Type II Cepheid population exists in that survey, of which a small subsample are plotted in Fig. 1. Further results by their research group are eagerly anticipated.

Type II Cepheid candidates were tentatively identified in IC 1613 (Udalski et al. 2001), M106 (Macri et al. 2006), M33 (Macri et al. 2001; Hartman et al. 2006; Bersier et al. 2008; Scowcroft et al. 2009), M101 (Kelson et al. 1996; Stetson et al. 1998), M31 (Bonanos et al. 2003), NGC 4603 (Zepf et al. 1997; Newman et al. 1999), and the SMC (Udalski et al. 1999). Data for a subsample of Type II Cepheid candidates are presented in Table 3 as an appendix. Once classifications were established from a Wesenheit analysis (Fig. 1), period-distance diagrams were constructed using reddening-free VI classical and Type II Cepheid distance relations (Majaess et al. 2008, 2009). A subsample is provided as Fig. 2. Parameters for the galaxies are summarized in Table 1, where (i) and (o) denote

the inner and outer regions of the galaxies. Inadequate sampling is a concern and may result in systemic offsets whenever small statistics are present (IC1613, SMC, M33). The SMC sample may be biased by anomalous Cepheids or the limiting magnitude of the survey. The distance was therefore weighted towards stars near the center of the Type II Cepheid relation.

Soszynski et al. (2008) discovered a set of 16 rather interesting and peculiar LMC Type II Cepheids of the W Vir subclass. The stars exhibit periods of pulsations ranging from $\simeq 4 - 10$ days, and were interpreted as more luminous binary systems (Soszynski et al. 2008). Indeed, the enigmatic IX Cas may be the Galactic analog (Harris & Welch 1989; Turner et al. 2009). Such stars occupy a small fraction ($\sim 10\%$) of the overall Type II Cepheid population in the LMC, mitigating the impact on conclusions derived here owing to misclassified W Vir pulsators. However, depending on the limiting magnitude of the survey, caution is warranted since such stars may be preferentially sampled owing to their increased luminosities relative to regular W Vir pulsators.

Admittedly, stars highlighted in Table 3 may be semi-regulars or variables of differing classes that overlap the Wesenheit relation describing Type II Cepheids (Soszynski et al. 2007, 2008, 2009; Pellerin et al. 2009). An identification scheme based solely on a variable's position within the Wesenheit diagram is inadequate (Fig. 1). The initial sample presented in the Wesenheit and period-distance diagrams (Fig. 1, 2) were subsequently purged of variables exhibiting apparent colours significantly redder than the Cepheids. Semi-regulars, for example, are typically redder and may be magnitudes fainter than Cepheids (Udalski et al. 1999; Soszynski et al. 2007, 2008, 2009). Classical and Type II Cepheids exhibit similar colours at a given period, but diverge in particular towards longer periods where RV Tau stars appear bluer than classical Cepheids. Applying the period-color diagnostic reduced the number of Type II Cepheid candidates by $\simeq 50\%$. No account for differential reddening was made. Additional work is needed here, as a rigorous analysis based on complete data should include a multifaceted approach to highlight contaminants using: Fourier parameters for the light-curves, color-magnitude, period-amplitude, period-color, and

TABLE 1
DISTANCE MODULI FOR THE SAMPLE GALAXIES.

Galaxy	$(m - M)_0$ (TI)	$(m - M)_0$ (TII)	No. TII	Photometry
IC 1613	24.35 ± 0.09	24.52 ± 0.16	2	1
SMC	18.93 ± 0.10	18.85 ± 0.11^a	9	2
M33	24.43 ± 0.14 (i)	24.54	1	3
	24.67 ± 0.07 (o)	3
	24.40 ± 0.17 (i)	24.5 ± 0.3	5	4
M31 (Y-field)	23.93 ± 0.24	23.93 ± 0.24	17	5
M106	29.09 ± 0.14^a (i)	29.20 ± 0.18	15	6
	29.20 ± 0.12^a (i)	6
	29.34 ± 0.09 (o)	29.43 ± 0.14	6	6
	29.46 ± 0.16 (i)	7,8
M101	28.89 ± 0.17 (i)	28.9 ± 0.4	6	9
	29.29 ± 0.20 (o)	10
NGC 4603	32.3 ± 0.4	31.6 ± 0.3	5	7,11

NOTE.—References: (1) Udalski et al. (2001), (2) Udalski et al. (1999), (3) Scowcroft et al. (2009), (4) Macri et al. (2001), (5) Bonanos et al. (2003), (6) Macri et al. (2006), (7) Newman et al. (2001), (8) Maoz et al. (1999), (9) Stetson et al. (1998), (10) Kelson et al. (1999), (11) Zepf et al. (1997).

^asee text

Wesenheit diagrams.

3. Cepheid Metallicity Effect

3.0.1. Effects on color

Precise metallicity independent distance estimates for the sample of galaxies studied here are rare, for example the maser distance to M106 (Herrnstein et al. 2005). That complicates efforts to constrain the effect of metallicity on Cepheid distances. Conversely, reddenings are readily available and established by a set of autonomous methods. The intrinsic colour of a Cepheid, and hence its temperature, are considered sensitive to metallicity (see references in the review by Feast 1999). Consequently, a classical Cepheid *VI* colour-excess relation (§4, Eqn. 2) calibrated with Galactic variables in the solar neighborhood should yield a spurious estimate of reddening for classical Cepheids in the metal-poor galaxy IC 1613 (Udalski et al. 2001). The two samples exhibit a sizeable metallicity difference, namely $\Delta[Fe/H] \simeq 1$. However, the reddening of classical Cepheids in IC 1613 established from Eqn. 2 agrees with that obtained by metallicity independent means (see Table 2). It follows that to within the uncertainties a classical Cepheid’s intrinsic ($V - I$) colour must be relatively insensitive to metallicity. The colour-excess

relation (Eqn. 2) also appears to provide a reasonable estimate of reddening for Type II Cepheids (RV Tau subclass excluded), and an additional test for metallicity effects. That is demonstrated by the good agreement of reddenings for Type II Cepheids in the globular clusters NGC 6441 (Pritzl et al. 2003), M54 (Pritzl et al. 2003), M15 (Corwin et al. 2008), and the LMC with metallicity independent determinations (Table 2). No metallicity corrections were applied despite a sizeable range in abundance spanning $[Fe/H] \sim -0.3$ to -2.3 (Table 2). A unique period-reddening relation for Type II Cepheids shall be developed in a follow-up study since Eqn. 2 inadequately characterizes the entire period regime. Nevertheless, the present results are confirmed by an ongoing parallel study that is establishing reddenings for a subsample of galaxies and globular clusters in Table 2 from RR Lyrae variables. The statistics are larger and shall bolster confidence in the results. Lastly, the 2MASS reddenings highlighted in Table 2 should be viewed as a first-order estimates.

Perhaps not surprisingly, the slope of the *VI* reddening-free classical Cepheid distance relation also appears relatively insensitive to metallicity (Udalski et al. 2001; Pietrzyński et al. 2004; Benedict et al. 2007; van Leeuwen et al. 2007; Fouqué et al. 2007; Majaess et al. 2008). By contrast, the slope of a *BV* relation is sensitive to

metallicity. Readers are referred to discussions in Caldwell & Coulson (1985), Chiosi et al. (1993), and Tammann et al. (2003). The aforementioned trends are confirmed when computing the distance to SMC Cepheids from relationships calibrated with Galactic Cepheids in the solar neighborhood (Fig. 3, see also Majaess et al. 2008). Classical Cepheids in the SMC are metal poor in comparison with Cepheids in the LMC and solar neighbourhood (Luck et al. 1998; Andrievsky et al. 2002,b; Mottini 2006). *BV*-based Galactic classical Cepheid distance relations ineptly characterize SMC Cepheids (Fig. 3), and a break in slope is apparent. The ratio of total to selective extinction (R) can be adjusted to mitigate the bias noted in Fig. 3, but the value required to linearize the *BV* relation across all periods is unrealistic. A disadvantage of the Majaess et al. (2008, 2009) Cepheid parameterizations is the ratio of total to selective extinction is fixed. It is also noted, in hindsight, that the colour coefficient for the Majaess et al. (2008) *BV* relation may be rather large, although it is somewhat consistent with the value adopted by Madore & Freedman (1991). Further work is needed to consider the implications of anomalous values of R (e.g., Macri et al. 2001b; Udalski 2003), and to examine why the Tammann et al. (2003) and Majaess et al. (2008) *BV* relations do not match that of Fouqué et al. (2007) (Fig. 3). The latter finding is of particular concern, and a rigorous comparison of the Galactic calibrations shall ensue.

3.0.2. Effects on distance

The data in Table 1 indicate that distance moduli for the inner regions of spiral galaxies in the sample derived from Cepheids are consistently smaller than the outer regions. The canonical explanation attributes the difference to a metallicity gradient (Fig. 4, bottom). However, there are concerns regarding that assertion. For example, the distances computed to the two data sets that sample the inner regions of M106 (Newman et al. 2001; Macri et al. 2006), where the abundances are similar, differ by $(m - M)_0 \simeq 0.32$ (see Table 1). The discrepancy may reflect the difficulty of achieving a common photometric zero-point and the need to reassess the error budget assigned to extragalactic Cepheid distance determinations. The distance to classical Cepheids in the

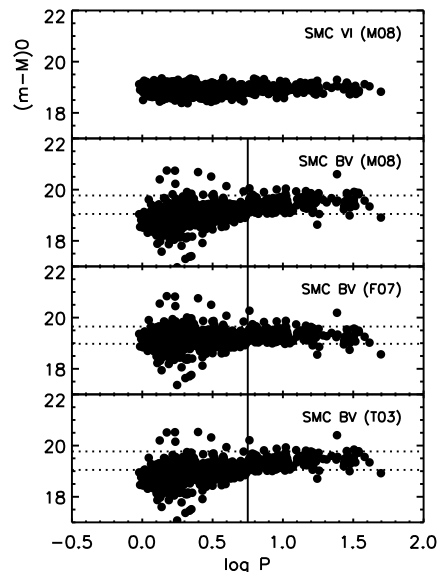


Fig. 3.— Cepheid period-distance diagrams for the SMC. The slopes of classical Cepheid distance relations based on *BV* photometry are sensitive to the effects of metallicity. Conversely, the slopes of *VI*-based relations are relatively unaffected by comparison (top). The Galactic classical Cepheid relations (Z_{\odot}) of Majaess et al. (2008) (M08), Fouqué et al. (2007) (F07), and Tammann et al. (2003) (T03) were used.

outer regions of M33 as established from the photometry of Macri et al. (2001) and Scowcroft et al. (2009) is in excellent agreement (Table 1). Likewise, the results highlighted in Table 1 for the inner and outer regions of M101 are consistent with that cited in Stetson et al. (1998). The implied difference in distance between the two regions of M33 and M101 are: $\Delta(m - M)_{0,M33} \simeq 0.24$ and $\Delta(m - M)_{0,M101} \simeq 0.40$. The observations by Macri et al. (2006) for M106 imply a difference of $\Delta(m - M)_{0,M106} \simeq 0.25$ (Fig. 4, $P \geq 7^d$), with the caveat that the results for M106 by Maoz et al. (1999) and Newman et al. (2001) are omitted. Applying a period-cut ($P \geq 12^d$) to the inner region's sample as indicated by Macri et al. (2006) reduces the offset to $\Delta(m - M)_{0,M106} \simeq 0.14$ (see also Fig.17, Macri et al. 2006), however, an anomalous *VI* Wesenheit slope remains and is a concern. Nevertheless, evaluating $\delta(m - M)_0/\delta[O/H]$ by straight division rather than applying a linear fit to the data, an analysis of M106

indicates that the functional dependence of metallicity on distance appears more aptly characterized as non-linear (e.g., a polynomial, Fig. 4), yields $\gamma \sim 0.5 \text{ mag dex}^{-1}$. The required metallicity correction appears too large to account for the offset between the inner and outer regions of the galaxies examined.

Galactic classical Cepheids provide a metallicity-uncorrected distance to the LMC, SMC, and IC 1613 of $(m - M)_0 \simeq 18.45, 18.93, 24.35$ (e.g., Majaess et al. 2008, and Table 1). Applying a more modest metallicity correction of $\gamma \simeq 0.3 \text{ mag dex}^{-1}$ reduces the distance to the LMC, SMC, and IC 1613 to $(m - M)_0 \simeq 18.35, 18.70, 24.05$. The latter value for IC 1613 is especially disconcerting. However, yet again IC 1613 provides a unique opportunity to verify the proposed metallicity effect owing to the sizeable abundance difference between classical Cepheids in the Milky Way and that galaxy ($\Delta[Fe/H] \simeq 1$, see § 3.0.1). Consider the following tests comparing distances to RR Lyrae variables, Type II Cepheids, and classical Cepheids at a common zero-point (e.g., IC 1613 & the SMC). Benedict et al. (2002) obtained a parallax for RR Lyrae using the Hubble Space Telescope, which when averaged with the Hipparcos estimate yields an absolute magnitude of $M_V \simeq 0.54$ (van Leeuwen et al. 2007; Feast et al. 2008). RR Lyrae’s metallicity is similar to variables of its class in IC 1613, namely $[Fe/H] \simeq -1.4$ (Dolphin et al. 2001; Benedict et al. 2002; Feast et al. 2008). Consequently, no metallicity correction is required when evaluating the distance to RR Lyrae variables observed in IC 1613. It follows that the distance to 14 RR Lyrae variables observed in IC 1613 (Dolphin et al. 2001) is $(m - M)_0 = 24.33 \pm 0.08$ (assuming $M_V \simeq 0.54$, $E_{B-V} = 0.05$). That is in agreement with the classical Cepheid estimate (Table 1) and negates a sizeable metallicity effect. Likewise, the distance to RR Lyrae variables observed in the SMC (Soszynski et al. 2002) is $(m - M)_0 = 18.87 \pm 0.13$ ($E_{B-V} = 0.08$).

In sum, the results provide the impetus to question a sizeable metallicity effect (see also Udalski et al. 2001; Pietrzyński et al. 2004; Majaess et al. 2009).

A possible alternative to invoking the effects of metallicity to explain the observed offset in distance between the inner and outer regions is

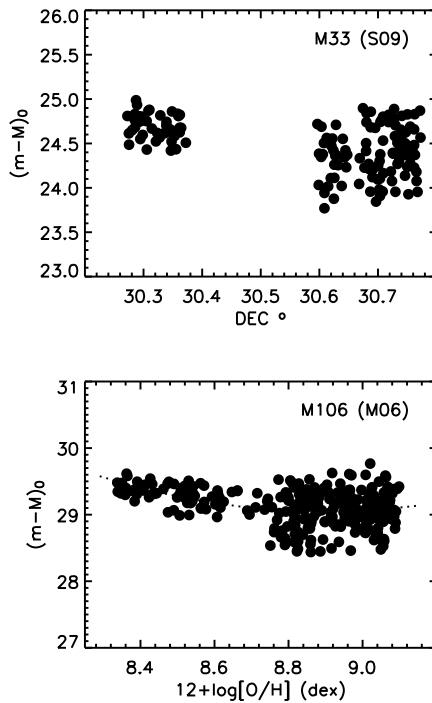


Fig. 4.— Cepheid declination-distance and abundance-distance diagrams for the galaxies M33 (top, photometry from Scowcroft et al. 2009) & M106 (bottom, photometry from Macri et al. 2006). Bottom, the data can be represented by a polynomial fit.

a changing ratio of selective to total extinction, or to consider the spurious photometric effects inherent to sampling the inner crowded regions of galaxies. For example, Cepheids sampling the inner crowded regions of M33 and M106 exhibit larger scatter than classical Cepheids sampling the outer region (Fig. 4). For the inner region of M106 the scatter arises in part from a shifting zero-point between shorter and longer-period Cepheids (see also Fig.17, Macri et al. 2006). That may arise because of a different extinction law than that adopted or photometric contamination. The distance to the inner regions of M33, M106, and M101 are approximately 10% smaller than values derived for Cepheids in the outer regions. The trend may be consistent with that expected from crowding and blending (Stanek & Udalski 1999; Mochejska et al. 2000, 2001). Macri et al. (2006) and Scowcroft et al. (2009) describe their efforts to assess and mitigate such effects for M106 &

TABLE 2
REDDENINGS FOR GALAXIES AND GLOBULAR CLUSTERS

Object	[Fe/H]	Cep I	Cep II	Schlegel et al. (1998)	Harris (1996)	2MASS
LMC	-0.3	0.14 ± 0.04	0.14 ± 0.04	-	-	-
NGC 6441	-0.5	-	0.55 ± 0.03	0.63	0.45	0.66 ± 0.05
IC 1613	-1.0	0.05 ± 0.03	-	0.03	-	0.10 ± 0.05
M54	-1.6	-	$\simeq 0.16$	0.15	0.15	-
M15	-2.3	-	$\simeq 0.14$	0.11	0.09	0.14 ± 0.04

NOTE.—Metallicities from Mottini (2006), Udalski et al. (2001), and (Harris 1996). Schlegel et al. (1998) reddenings computed via the NED extinction calculator. 2MASS field reddenings calculated by Turner following the prescription highlighted in Turner et al. (2008).

M33, and readers are referred to their studies. The debate surrounding the impact of blending and crowding is as contentious as that of metallicity, highlighting the importance of continuing efforts analogous to the aforementioned studies. It is tempting to invoke similarities in distance for Type II and classical Cepheids (Table 1) as a measure of the effects of metallicity and photometric contamination. Presently, however, an analysis is hindered by small statistics and large uncertainties. Determining the dependence of metallicity on Cepheid distances using nearby galaxies (e.g., SMC) shall break the degeneracy and facilitate an assessment regarding the effects of crowding and blending on Cepheids in distant galaxies. More work is needed here.

4. Parameterization for Interstellar Extinction

A new photometric colour excess relation based on VI photometry is provided here to address concerns surrounding the effect of metallicity on Cepheid variables (§3.0.1) and to facilitate the mapping of interstellar reddening for regions of the Milky Way and other galaxies. A classical Cepheid’s colour excess can be closely *approximated* (the instability strip exhibits width) by noting that:

$$E_{B-V} = \alpha \log P + \beta(m_{\lambda_1} - m_{\lambda_2}) + \phi$$

where α , β , and ϕ are co-efficients that can be derived by minimizing the χ^2 statistic for a calibrating data set (Table 1 of Majaess et al. 2008), and m_{λ_1} and m_{λ_2} are photometric magnitudes in

different passbands. The optimum solution is:

$$E_{B-V} = -0.28 \log P + 0.74(V - I) - 0.27, \quad (2)$$

which reproduces the calibrating set with an average uncertainty of ± 0.03 magnitude. The true scatter applying to use of the relationship for individual classical Cepheids shall be larger, particularly for extragalactic variables. VJ , VH , and VK relations are also practical alternatives for determining a colour excess (Majaess et al. 2008) and may provide first order estimates to complement reddenings derived by means of BVI_c photometry (Laney & Stobie 1994; Laney & Caldwell 2007), spectroscopic analyses (Kovtyukh et al. 2008), and space reddenings (Turner 1984; Benedict et al. 2007; Turner et al. 2008).

5. Summary & Discussion

60+ Extragalactic Type II Cepheid candidates were tentatively identified in the galaxies IC 1613, M106, M101, M33, M31, NGC 4603, and the SMC, complementing potential Type II Cepheids found elsewhere in the LMC, NGC 3198, NGC 5128, etc. A subsequent study examining the extensive DIRECT and CFHT observations for M31 and M33 shall result in a sizeable increase to the statistics (Macri 2004; Bersier et al. 2008). A subsample of potential Type II Cepheids is presented in Table 3. The list may be contaminated by variables of differing classes which overlap the Wesenheit relation characterizing Type II Cepheids.

The distance established to a set of galaxies from Type II Cepheids agree with literature estimates. That sample includes several galaxies located beyond the Local Group (e.g., M106,

Macri et al. 2006). Presently, the uncertainties are large and identifications preliminary, yet the results are encouraging and underscore a pertinent role for Type II Cepheids.

Type II Cepheids were likely purged from the final published results of classical Cepheid studies owing to their spurious positions on classical Cepheid period-magnitude relations. A re-examination of the original data sets may indeed be rewarding. Dedicated surveys of Type II Cepheids (& RR Lyrae variables) in nearby galaxies are also anticipated, analogous to that conducted of the LMC (Udalski et al. 1999; Soszynski et al. 2002, 2008). As demonstrated in §3.0.2, the continued discovery and subsequent analysis of Type II Cepheids, RR Lyrae variables, and classical Cepheids at a common zero-point shall place direct constraints on the effects of metallicity (e.g., SMC and IC 1613). So too will the discovery and subsequent establishment of mean *VI* photometry for Type II Cepheids and RR Lyrae variables in globular clusters (Clement et al. 2001; Pritzl et al. 2003; Horne 2005; Matsunaga et al. 2006; Randall et al. 2007; Rabidoux et al. 2007; Corwin et al. 2008). A forthcoming study shall describe how such efforts are being pursued from the Abbey-Ridge Observatory (ARO) (Lane 2007; Majaess et al. 2008b; Turner et al. 2009). Ongoing photometric monitoring from the ARO, in harmony with archival photometry from the Harvard College Observatory Plate Stacks (Grindlay et al. 2009), shall also enable the period evolution of these stars to be ascertained to support evolutionary models (Wallerstein 2002; Turner et al. 2006). A holistic approach is needed and modest telescopes may serve a constructive role (Percy 1980, 1986; Szabados 2003; Paczyński 2006; Turner et al. 2009).

acknowledgements

We are grateful to V. Scowcroft, L. Macri, D. Kelson, P. Stetson, X. Bonanos, J. Newman, E. Maoz, J. Hartman, D. Bersier, A. Dolphin, A. Udalski & I. Soszynski (OGLE), whose comprehensive surveys were the foundation of the research, to the AAVSO and M. Saladyga, les individus au Centre de Données astronomiques de Strasbourg et NASA ADS, L. Berdnikov, L. Szabados, and the RASC. The following reviews and books by Wallerstein & Cox (1984), Freedman & Madore (1996), Fernie (1969),

Feast (1999, 2001, 2008), Wallerstein (2002), and Szabados (2006,b), were useful in the preparation of this work.

TABLE 3
A SAMPLE OF VARIABLES LYING NEAR THE TYPE II CEPHEID WESENHEIT RELATION.

Galaxy	Star ID	P (days)	V	I	Ref.
IC 1613	[UWP2001] 10421	29.31	21.099	20.389	(1)
IC 1613	[UWP2001] 17473	13.12	21.887	21.498	(1)
M33	118019	11.99021	22.0394	21.5377	(2)
M33	D33J013348.9+304823.0	77 (SR?)	20.83	19.16	(3)
M33	D33J013402.5+302907.5	89.1 (SR?)	21.52	19.7	(3)
M33	D33J013410.6+303750.9	89.1	20.77	19.55	(3)
M33	D33J013357.1+304455.2	69.4	21.47	20.02	(3)
M33	D33J013427.3+304407.3	76.6	21.46	20.26	(3)
M31	D31J004338.6+414327.8	138.4659 (SR?)	20.16	18.5	(4)
M31	D31J004443.9+414642.5	40.4597	21.39	19.83	(4)
M31	D31J004421.5+413636.1	45.1998	18.94	18.43	(4)
M31	D31J004344.8+413705.8	31.9068	21.47	20.1	(4)
M31	D31J004454.4+414528.6	32.6462	21.53	20.21	(4)
M31	D31J004432.7+414601.0	51.7285	19.87	19.22	(4)
M31	D31J004336.6+415207.8	31.9668	19.31	19.01	(4)
M31	D31J004440.8+413346.0	42.6421	21.1	20.12	(4)
M31	D31J004306.6+414734.7	44.067	21.26	20.26	(4)
M31	D31J004426.5+414210.5	26.9212	21.87	20.66	(4)
M31	D31J004339.4+413925.8	27.4462	21.9	20.72	(4)
M31	D31J004435.4+414237.8	33.1692	21.18	20.33	(4)
M31	D31J004441.2+413700.4	40.2412	20.65	20.03	(4)
M31	D31J004454.4+415133.9	34.374	21.22	20.44	(4)
M31	D31J004325.7+414338.1	12.3263	21.59	20.69	(4)
M101	[SSF98] V42	54.4	24.53	23.73	(5)
M101	[SSF98] V119	71.03	23.85	23.15	(5)
M101	[SSF98] V223	95.72 (SR?)	24.81	23.68	(5)
M101	[SSF98] V102	72.33	25.53	24.48	(5)
M101	[SSF98] V209	94.01 (SR?)	24.38	23.69	(5)
SMC	OGLE SMC-SC2 81443	1.2356	19.088	18.454	(6)
SMC	OGLE SMC-SC5 235485	2.11321	18.728	18.012	(6)
SMC	OGLE SMC-SC3 130452	1.48964 (AC?)	18.734	17.993	(6)
SMC	OGLE SMC-SC11 100	1.88761	18.471	17.763	(6)
SMC	OGLE SMC-SC8 148923	1.87772	18.127	17.511	(6)
SMC	OGLE SMC-SC3 157235	2.97155	18.499	17.688	(6)
SMC	OGLE SMC-SC5 111664	2.56919	17.21	16.897	(6)
SMC	OGLE SMC-SC8 3848	3.38938	17.29	16.776	(6)
SMC	OGLE SMC-SC7 83050	14.1664	16.432	15.762	(6)
M106	[MSB2006] I-117359	15.69	26.987	25.927	(7)
M106	[MSB2006] I-139045	26.66	26.317	25.302	(7)
M106	[MSB2006] I-098414	20.38	26.468	25.564	(7)
M106	[MSB2006] I-088850	37.64	25.911	24.862	(7)
M106	[MSB2006] I-071968	41.44	25.333	24.561	(7)
M106	[MSB2006] O-31291	28.62	26.602	25.538	(7)
M106	[MSB2006] O-38462	14.22	26.481	25.899	(7)
M106	[MSB2006] I-139786	31.75	26.349	25.372	(7)
M106	[MSB2006] I-078417	33.31	26.395	25.417	(7)
M106	[MSB2006] O-07822	39.55	25.855	25.004	(7)
M106	[MSB2006] I-005860	36.7	25.857	25.067	(7)
M106	[MSB2006] I-239712	24.31	26.849	25.906	(7)
M106	[MSB2006] I-052900	42.4	25.634	24.925	(7)
M106	[MSB2006] I-120571	42.01	25.913	25.09	(7)
M106	[MSB2006] O-28609	35.69	26.439	25.51	(7)
M106	[MSB2006] I-095468	29.86	26.706	25.781	(7)
M106	[MSB2006] O-29582	30.92	26.605	25.706	(7)
M106	[MSB2006] I-106574	29.2	26.442	25.702	(7)
M106	[MSB2006] I-139636	41.12	26.411	25.456	(7)
M106	[MSB2006] O-11134	38.33	26.075	25.333	(7)
M106	[MSB2006] I-082122	43.16	26.305	25.387	(7)
NGC 4603	1165	60	27.24	26.53	(8)

REFERENCES

- Andrievsky S. M. et al., 2002, *A&A*, 381, 32
- Andrievsky, S. M., Kovtyukh, V. V., Luck, R. E., Lépine, J. R. D., Maciel, W. J., & Beletsky, Y. V. 2002, *A&A*, 392, 491
- Benedict G. F. et al., 2002, *AJ*, 123, 473
- Benedict G. F. et al., 2007, *AJ*, 133, 1810
- Bersier, D., et al. 2008, arXiv:0803.2010
- Berdnikov, L. N., & Turner, D. G. 2001, *ApJS*, 137, 209
- Bird, J. C., Stanek, K. Z., & Prieto, J. L. 2009, *ApJ*, 695, 874
- Bonanos, A. Z., Stanek, K. Z., Sasselov, D. D., Mochejska, B. J., Macri, L. M., & Kaluzny, J. 2003, *AJ*, 126, 175
- Caldwell, J. A. R., & Coulson, I. M. 1985, *MNRAS*, 212, 879
- Chiosi, C., Wood, P. R., & Capitanio, N. 1993, *ApJS*, 86, 541
- Clementini, G., Gratton, R., Bragaglia, A., Carretta, E., Di Fabrizio, L., & Maio, M. 2003, *AJ*, 125, 1309
- Clement, C. M., et al. 2001, *AJ*, 122, 2587
- Corwin, T. M., Borissova, J., Stetson, P. B., Catelan, M., Smith, H. A., Kurtev, R., & Stephens, A. W. 2008, *AJ* 135, 1459
- Cutri R. M. et al., 2003, The IRSA 2MASS All-Sky Point Source Catalog of Point Sources, NASA/IPAC Infrared Science Archive
- Dolphin, A. E., et al. 2001, *ApJ*, 550, 554
- Feast M., 1999, *PASP*, 111, 775
- Feast M., 2001, arXiv:astro-ph/0110360
- Feast M. W., Laney C. D., Kinman T. D., van Leeuwen F., Whitelock P. A., 2008, *MNRAS*, 386, 2115
- Feast, M. W. 2008, arXiv:0806.3019
- Fernie, J. D. 1969, *PASP*, 81, 707
- Fernie D. 1976, *The Whisper and the Vision - The Voyages of the Astronomers.*
- Fernie J. D., 2002, *Setting sail for the universe : astronomers and their discoveries*, Rutgers University Press, New Brunswick, NJ
- Ferrarese L., Mould J. R., Stetson P. B., Tonry J. L., Blakeslee J. P., Ajhar E. A., 2007, *ApJ*, 654, 186
- Fouqué P. et al., 2007, *A&A*, 476, 73
- Freedman W. L. et al., 2001, *ApJ*, 553, 47
- Freedman, W. L., & Madore, B. F. 1996, *Clusters, Lensing, and the Future of the Universe*, 88, 9
- Gascoigne, S. C. B. 1974, *MNRAS*, 166, 25P
- Gieren, W. P., Moffett, T. J., & Barnes, T. G., III 1999, *ApJ*, 512, 553
- Gieren, W., Pietrzyński, G., Soszyński, I., Bresolin, F., Kudritzki, R.-P., Storm, J., & Minniti, D. 2008, *ApJ*, 672, 266
- Grindlay, J., Tang, S., Simcoe, R., Laycock, S., Los, E., Mink, D., Doane, A., & Champine, G. 2009, *Astronomical Society of the Pacific Conference Series*, 410, 101
- Groenewegen M. A. T., Udalski A., Bono, G., 2008, *A&A*, 481, 441
- Harris, H. C., & Welch, D. L. 1989, *AJ*, 98, 981
- Harris, W. E. 1996, *AJ*, 112, 1487
- Hartman, J. D., Bersier, D., Stanek, K. Z., Beaulieu, J.-P., Kaluzny, J., Marquette, J.-B., Stetson, P. B., & Schwarzenberg-Czerny, A. 2006, *MNRAS*, 371, 1405
- Herrnstein J. R., Moran J. M., Greenhill L. J., Trotter A.S., 2005, *ApJ*, 629, 719
- Hoffleit, D. 2002, *Misfortunes as blessings in disguise : the story of my life*, by Dorrit Hoffleit Cambridge, MA: American Association of Variable Star Observers (AAVSO), 2002.,
- Horne, J. D. 2005, *Journal of the American Association of Variable Star Observers (JAAVSO)*, 34, 61
- Kelson, D. D., et al., 1996, *ApJ*, 463, 26
- Kelson D. D., et al., 1999, *ApJ*, 514, 614
- Kovtyukh V. V., Soubiran C., Luck R. E., Turner D. G., Belik S. I., Andrievsky S. M., Chekhonadskikh F. A., 2008, *MNRAS*, 389, 1336
- Kubiak M., Udalski A., 2003, *Acta Astr.*, 53, 117
- Laney C. D., Stobie R. S., 1994, *MNRAS*, 266, 441
- Laney C. D., Caldwell J. A. R., 2007, *MNRAS*, 377, 147
- Lane D. J., 2007, 96th Spring Meeting of the AAVSO, <http://www.aavso.org/aavso/meetings/spring07present/Lane.ppt>
- Luck R. E., Moffett T. J., Barnes T. G., Gieren W. P., 1998, *AJ*, 115, 605
- Madore B. F., 1982, *ApJ*, 253, 575
- Madore B. F., Freedman W. L., 1991, *PASP*, 103, 933
- Macri, L. M., Stanek, K. Z., Sasselov, D. D., Krockenberger, M., & Kaluzny, J. 2001, *AJ*, 121, 870
- Macri, L. M., et al. 2001 (b), *ApJ*, 549, 721
- Macri, L. M. 2004, *IAU Colloq. 193: Variable Stars in the Local Group*, 310, 33

TABLE 3—*Continued*

Galaxy	Star ID	P (days)	<i>V</i>	<i>I</i>	Ref.
NGC 4603	2848	59	26.9	26.56	(8)
NGC 4603	2862	33	27.72	27.28	(8)
NGC 4603	2547	26	27.57	27.23	(8)
NGC 4603	1545	25	27.55	27.22	(8)

NOTE.—References: (1) Udalski et al. (2001), (2) Scowcroft et al. (2009), (3) Macri et al. (2001), (4) Bonanos et al. (2003), (5) Stetson et al. (1998), (6) Udalski et al. (1999), (7) Macri et al. (2006), (8) Newman et al. (2001).

- Macri, L. M., Stanek, K. Z., Bersier, D., Greenhill, L. J., & Reid, M. J. 2006, *ApJ*, 652, 1133
- Majaess D. J., Turner D. G., Lane D. J., 2008, *MNRAS*, 390, 1539
- Majaess D. J., Turner D. G., Lane D. J., Moncrieff K. E., 2008 (b), *JAAVSO*, 36, 90
- Majaess, D. J., Turner, D. G., & Lane, D. J. 2009, *MNRAS*, 398, 263
- Matsunaga, N., et al. 2006, *MNRAS*, 370, 1979
- Matsunaga, N., Feast, M. W., & Menzies, J. W. 2009, *MNRAS*, 397, 933
- Maoz, E., Newman, J. A., Ferrarese, L., Stetson, P. B., Zepf, S. E., Davis, M., Freedman, W. L., & Madore, B. F. 1999, *Nature*, 401, 351
- Mochejska, B. J., Macri, L. M., Sasselov, D. D., & Stanek, K. Z. 2000, *AJ*, 120, 810
- Mochejska, B. J., Macri, L. M., Sasselov, D. D., & Stanek, K. Z. 2001, *arXiv:astro-ph/0103440*
- Mottini M., 2006, Ph.D. Thesis
- Newman, J. A., Zepf, S. E., Davis, M., Freedman, W. L., Madore, B. F., Stetson, P. B., Silbermann, N., & Phelps, R. 1999, *ApJ*, 523, 506
- Newman, J. A., Ferrarese, L., Stetson, P. B., Maoz, E., Zepf, S. E., Davis, M., Freedman, W. L., & Madore, B. F. 2001, *ApJ*, 553, 562
- Opolski A., 1983, *IAU Inf. Bull. Var. Stars*, 2425, 1
- Paczyński, B. 2006, *PASP*, 118, 1621
- Percy J. R., 1980, *JRASC*, 74, 334
- Percy, J. R. 1986, *Study of Variable Stars using Small Telescopes*,
- Pellerin, A., Macri, L. M., Bradshaw, A. K., & Stanek, K. Z. 2009, *American Institute of Physics Conference Series*, 1170, 40
- Pietrzyński, G., Gieren, W., Udalski, A., Bresolin, F., Kudritzki, R.-P., Soszyński, I., Szymański, M., & Kubiak, M. 2004, *AJ*, 128, 2815
- Pietrzyński, G., et al. 2006, *AJ*, 132, 2556
- Pritzl B. J., Smith H. A., Stetson P. B., Catelan M., Sweigart A. V., Layden A. C., Rich R. M., 2003, *AJ*, 126, 1381
- Rabidoux, K., et al. 2007, *Bulletin of the American Astronomical Society*, 38, 845
- Randall, J. M., Rabidoux, K., Smith, H. A., De Lee, N., Pritzl, B., & Osborn, W. 2007, *Bulletin of the American Astronomical Society*, 38, 276
- Schlegel, D. J., Finkbeiner, D. P., & Davis, M. 1998, *ApJ*, 500, 525
- Schmidt, E. G., Johnston, D., Langan, S., & Lee, K. M. 2004, *AJ*, 128, 1748
- Schmidt, E. G., Johnston, D., Langan, S., & Lee, K. M. 2005 (c), *AJ*, 130, 832
- Schmidt, E. G., Johnston, D., Langan, S., & Lee, K. M. 2005 (b), *AJ*, 129, 2007
- Schmidt, E. G., Langan, S., Rogalla, D., & Thacker-Lynn, L. 2005, *Bulletin of the American Astronomical Society*, 37, 1334
- Schmidt, E. G., Hemen, B., Rogalla, D., & Thacker-Lynn, L. 2009, *AJ*, 137, 4598
- Scowcroft, V., Bersier, D., Mould, J. R., & Wood, P. R. 2009, *MNRAS*, 396, 1287
- Sebo, K. M., et al. 2002, *ApJS*, 142, 71
- Soszyński, I., et al. 2002, *Acta Astronomica*, 52, 369
- Soszyński, I., et al. 2007, *Acta Astronomica*, 57, 201
- Soszyński, I., et al. 2008, *Acta Astronomica*, 58, 293
- Soszyński, I., et al. 2009, *Acta Astronomica*, 59, 239
- Stanek, K. Z., Zaritsky, D., & Harris, J. 1998, *ApJL*, 500, L141
- Stanek, K. Z., & Udalski, A. 1999, *arXiv:astro-ph/9909346*
- Stetson, P. B., et al. 1998, *ApJ*, 508, 491

- Szabados, L. 2003, *Astrophysics and Space Science Library*, 289, 207
- Szabados, L. 2006, *Communications of the Konkoly Observatory Hungary*, 104, 105
- Szabados, L. 2006 (b), *Odessa Astronomical Publications*, 18, 111
- Tammann, G. A., Sandage, A., & Reindl, B. 2003, *A&A*, 404, 423
- Thim, F., Tammann, G. A., Saha, A., Dolphin, A., Sandage, A., Tolstoy, E., & Labhardt, L. 2003, *ApJ*, 590, 256
- Turner, D. G. 1984, *JRASC*, 78, 229
- Turner D. G., 1996, *JRASC*, 90, 82
- Turner D. G., 2001, *Odessa Astr. Publ.*, 14, 166
- Turner D. G., Burke J. F., 2002, *AJ*, 124, 2931
- Turner D. G., Savoy J., Derrah J., Abdel-Sabour Abdel-Latif M., Berdnikov L. N., 2005, *PASP*, 117, 207
- Turner D. G., Abdel-Sabour Abdel-Latif M., Berdnikov L. N., 2006, *PASP*, 118, 410
- Turner D. G., MacLellan R. F., Henden A. A., Berdnikov L. N., 2008, *PASP*, submitted
- Turner D. G., 2009, submitted.
- Turner, D. G., Majaess, D. J., Lane, D. J., Szabados, L., Kovtyukh, V. V., Usenko, I. A., & Berdnikov, L. N. 2009, arXiv:0907.2969
- Udalski, A., Szymanski, M., Kubiak, M., Pietrzynski, G., Wozniak, P., & Zebrun, K. 1998, *Acta Astronomica*, 48, 1
- Udalski A. et al., 1999, *Acta Astr.*, 49, 223
- Udalski, A., Wyrzykowski, L., Pietrzynski, G., Szewczyk, O., Szymanski, M., Kubiak, M., Soszynski, I., & Zebrun, K. 2001, *Acta Astronomica*, 51, 221
- Udalski, A. 2003, *ApJ*, 590, 284
- van den Bergh S., 1968, *JRASC*, 62, 145
- van Leeuwen, F., Feast, M. W., Whitelock, P. A., & Laney, C. D. 2007, *MNRAS*, 379, 723
- Wallerstein, G., & Cox, A. N. 1984, *PASP*, 96, 677
- Wallerstein, G. 2002, *PASP*, 114, 689
- Zepf, S. E., Newman, J., Davis, M., Freedman, W. L., Madore, B. F., & Silbermann, N. A. 1997, *Bulletin of the American Astronomical Society*, 29, 1208