

# The Blazhko Effect

G. Kovács

*Konkoly Observatory, P.O.Box 67, H-1525, Budapest, Hungary*

**Abstract.** Current status of (the lack of) understanding Blazhko effect is reviewed. We focus mostly on the various components of the failure of the models and touch upon the observational issues only at a degree needed for the theoretical background. Attention is to be paid to models based on radial mode resonances, since they seem to be not fully explored yet, especially if we consider possible non-standard effects (e.g., heavy element enhancement). To aid further modeling efforts, we stress the need for accurate time-series spectral line analysis to reveal any possible non-radial component(s) and thereby let to include (or exclude) non-radial modes in explaining the Blazhko phenomenon.

**Keywords:** stars: variables: RR Lyrae stars – stars: pulsation – hydrodynamics

**PACS:** 95.75.Wx, 97.10.Sj, 97.20.Tr, 97.30.Kn, 95.30.Lz

## INTRODUCTION

Efforts in understanding the Blazhko effect (periodic amplitude- and phase-modulation of the pulsation of RR Lyrae stars – [16], [63]) date back nearly to the discovery of their variability itself [15]. Unfortunately, the situation has not changed much since then. We are stunned by the overall simplicity of the phenomenon and the lack of theory that is able to account for the basic observed properties. Although several observational facts indicate that the theory of horizontal branch evolution and RR Lyrae pulsation is basically correct, and it is unlikely that the future understanding of the Blazhko phenomenon will involve dramatic changes in these models, it is still highly unacceptable that we do not fully understand this basic class of variables. We agree with [27]:

*“Explaining periodic, or nearly periodic, long term modulation of the light curve seen in many RR Lyraes – known as Blazhko effect – constitutes perhaps the greatest challenge to stellar pulsation theory.”*

In this review we briefly summarize the various efforts that have taken place since similar reviews of the topic ([44], see also [68] and [38]). We attempt to give a simple discussion of the reasons leading to the failure of each of the current models. As a matter of curiosity we also present a toy model that, for the first time, shows a behavior similar to what we observe in Blazhko stars. We conclude with suggested directions of research and expectations from satellite data.

## OBSERVATIONAL STATUS – A QUICK GLANCE

### RR Lyrae stars

There have been several thorough works done during the past seven years that have substantially contributed to establishing a more complete picture on the observed properties of Blazhko-type pulsation. In addition to the analyses of the large photometric surveys of MACHO, OGLE and ASAS [1], [71], [77], there are observational projects focusing on the particular problem of Blazhko modulation. Johanna Jurcsik and coworkers at the Konkoly Observatory have been monitoring these objects photometrically by a dedicated 60-cm telescope since 2004. “The Blazhko Project” led by Katrien Kolenberg at the University of Vienna studies specific targets both by photometric and by spectroscopic means. Further photometric studies are made at the Michigan State University by Horace Smith and his students. Very importantly, there are spectroscopic investigations carried out by Merieme Chadid, Katrien Kolenberg and coworkers aiming at to measure magnetic fields in RR Lyrae stars. We refer to the following home pages on the works done by these groups.<sup>1</sup>

The main photometric properties of the Blazhko stars are very simple (as compared to some familiar classes of multimode variables, e.g., to those of the  $\delta$  Scuti stars). The frequency spectra of the light curves are (usually strongly) dominated by the pattern of

$$\nu_{\text{BL}}, \{k\nu_0\}, \{k\nu_0 \pm \nu_{\text{BL}}\}$$

<sup>1</sup> <http://www.konkoly.hu/24/>  
<http://www.univie.ac.at/tops/blazhko/>  
<http://www.pa.msu.edu/astro/smith/>

where  $\nu_0$  is the main pulsational frequency (that of the fundamental [FU] or the first overtone [FO] mode),  $\nu_{\text{BL}}$  is the modulation (the Blazhko) frequency and  $k = 1, 2, \dots$ , usually goes to fairly high harmonics in the case of the FU (RRab) variables. The amplitudes of the modulation components corresponding to  $\{\pm \nu_{\text{BL}}\}$  are usually asymmetric:

$$A(k\nu_0 - \nu_{\text{BL}}) \neq A(k\nu_0 + \nu_{\text{BL}})$$

The highly asymmetric cases often go to the extreme, with one side under the detection limit – e.g., [57]. These cases lend further support to the non-radial mode excitation concept. At the same time, the explanation of this asymmetric amplitude pattern (even if it is only a mild one) is the main stumbling block of the current models invoking non-radial pulsations.

In a non-negligible number of cases the frequency pattern is more complicated, starting from the appearance of higher-order modulation side lobes (see [35], [40], [29]) and ending with more complex structures around the pulsation components (e.g., [87], [53], [33]) or even more intriguingly, with the appearance of very low-amplitude structures with the same modulation frequency but centered at ‘no-clue’ frequencies (see Chadid et al., these Proceedings). All these add to the flavor to the Blazhko phenomenon and could be instrumental at some stage in searching for the physical model, but the more general pattern described above constitutes the observational framework the models should deal with.

**TABLE 1.** Statistics of Blazhko stars.

Type/Field*	LMC	SMC	Gal. Bulge	Gal. Field†
RRab	12%	10%	25%	> 5%
RRc	10%	10%	12%	> 7%

\* Sources: [70](SMC), [1](LMC), [46](SMC), [53](LMC), [19](Bulge), [77](Gal. Field), [51](compilation)

† Note: See comments in text for the expected increase of the incidence rates for Galactic RR Lyrae stars and for the estimation of the rates in the case of multiple sources for the statistics.

The relative number of Blazhko stars varies in different stellar populations. Table 1 attempts to give a current census. When multiple sources are available, we present the values considered to be the ‘most reliable’. We caution that considerable changes can be expected in certain populations due to the advance of measurement and data analysis techniques. This is especially true for the Galactic field population where both the ground-based survey of Jurcsik et al. (these Proceedings) and analysis of a handful of CoRoT RR Lyrae stars by Szabó et al. (these Proceedings) suggest that the incidence rate could be (even) higher than 50%. Obviously this is an important issue from the point of view of model builders and it will be interesting to see the distribution of the modulation amplitudes; whether they follow a continuous long

tail to the micro-modulation regime or they show a bimodality with peaks at the ‘classical’, high-amplitude Blazhko modulation and in the micro-modulation range.

## Cepheids

Before 2004, except for V473 Lyrae (HR 7308, see [14] for the analysis of the radial velocity and [37] of the Hipparcos data) no Cepheid variable was known with modulated light variation, similar to those of the Blazhko stars. The analysis of the OGLE database of the LMC by Moskalik et al. [50] has led to the discovery of a substantial number of Blazhko-type Cepheids. This is a very significant result, since then we need to seek for models of similarly modulated pulsations in two classes of stars that are dissimilar to a great extent. In Table 2 we summarize the current statistics on these stars, based on two available sources [71] and [52]. The two studies yield basically consonant statistics, in spite of the different datasets the works are based on ([71] use mostly OGLE III, that is more extended and more accurate than those of OGLE II of [52] – however, [71] do not give any details of the analysis but only the final statistics). The systematically lower rates in [52] can be attributed to the less extensive data used in their analysis.

**TABLE 2.** Statistics of modulated Cepheid variables in the LMC.

Type/Ref	FU	FO	SO	FU/FO	FO/SO
[71]	4%	28%	28%	18%	36%
[52]	0%	8%	12%	13%	> 19%

We see that modulations are observable in all types of Cepheids in quite high rates. RR Lyrae stars are apparently different in this respect. In the case of double-mode (FU/FO) RR Lyrae stars the Blazhko behavior has been reported only in one object [53]. Interestingly, the phenomenon seems to be quite common among double-mode Cepheids, especially among the FO/SO ones. It is important to note that the average of the modulation level  $A_{\text{mod}}/A_{\text{puls}}$  of Cepheids is only about 5%, i.e., substantially lower than those of the RR Lyrae stars – e.g., [77]. Except for the FO/SO stars, which have modulation periods greater than > 700 days, all other types of Cepheids span a similar range of modulation periods as those of the RR Lyrae stars (compare [1] and [52]). A very interesting feature of the modulated FO/SO variables is the opposite phase by which the amplitudes of the FO, SO modes change (in the modulation interpretation of the observed frequency pattern). This is certainly at odds with models based on geometric effects in explaining amplitude modulation (i.e., the oblique rotator and the 1:1 resonance models). Some dynamical mode energy exchange model

might be more appropriate (as mentioned in [52]), but there is no idea on the specific physical and mathematical details of this interaction. In any case, these new discoveries may perhaps open new ways in searching for additional ideas/models of modulated stellar pulsations.

## CURRENT MODELS – WHY DO THEY FAIL?

In this section we briefly describe various ideas to explain modulated stellar pulsations and then discuss in some detail the three, currently most often cited models/ideas. We stress that there are very important differences in the level of elaboration among these models.

In terms of elaboration the non-radial resonant rotator/pulsator (NRRP) model stands out, since it is based on the detailed analysis of the *nonlinear* interaction among radial and non-radial modes (see [83] and [28]). We recall that nonlinearity is a basic attribute of the Blazhko phenomenon, since it is observable throughout many decades, i.e., well above the dynamical (or even thermal) time scales. As far as the methodology is concerned, the drawback (and, because of its generality, as well as the power) of the NRRP model is that it is based on the amplitude equation (AE) formalism (see [23], [24] and [7])<sup>2</sup>, and, as a result, no strong specific predictions can be made for the observed behavior of particular stars. Nevertheless, the predictive power of the NRRP model is not worse than any other available models/ideas.

The magnetic oblique rotator/pulsator (MORP) model lacks the complexity due to nonlinearity and does not examine the stability of the presumed non-aligned magnetic, rotating and pulsating configuration. Instead, it postulates the stability (perhaps based on the observations of spotted stars and rapidly oscillating Ap stars) and gives observed properties in a pure *kinematic/linear pulsation* framework.

The 2:1 resonance model of [48] is also based on the AEs and assumes radial mode interaction only. This is the first (and so far the only) model that represents the modulation by dynamical mode interaction. It is reasonably elaborated (further works were probably discouraged by the lack of hydrodynamically confirmed numerical computations). In this review we construct hydrodynamical models that may suggest some level of viability of this idea.

There are also ideas that consider some sort of energy transfer hypothesis among some pulsation modes to aid amplitude modulation. The hypothesis of [27] as-

sumes that there is an energy sink originating from many low-amplitude nonradial modes. The interaction leads to lowering the amplitude of the radial modes, that eventually results in a modulation of the pulsation (through some, so far unspecified interaction between these two classes of modes). The authors put forward the slight effect of the overall lower amplitude of the Blazhko stars in the Galactic Bulge as compared to that of the single-period stars (see also the exhibition of the same effect for the Galactic field and M3 variables in [79] and for the LMC in [1]). However, a simple resonant mode interaction can also lead to amplitude decrease (see [8]) and there is no guarantee (or any obvious physical reason) that such an interaction will lead to modulated pulsation. The argument by [52] for a possible dynamical interaction in explaining the amplitude modulations of the FO/SO double-mode Cepheids is more convincing, since the data can indeed be interpreted as the result of such an interaction. However, the authors stay vague in specifying the type of interaction that may take place in these objects.

The idea of multimode non-resonant interaction also came up in [42] as a possible source of amplitude modulation (for the analysis of the three-mode non-resonant interaction see also [31] and [86]). On general physical ground, it is easy to show that more than two modes are necessary to expect non-stationary (i.e., non-constant amplitude) asymptotic states.<sup>3</sup> Although an extensive parameter search may lead to finding modulated solutions, it is nearly impossible to construct one in which one mode strongly dominates the others (as observed in real stars).

In a current idea presented in [75] we find a loose description of the highly complex scenario of magnetic/convective interaction with radial pulsation as a possible cause of modulation. Although we cannot exclude that such a complicated system may also lead to the modulation of radial pulsation, there are some misinterpretations present in that paper and in concomitant incorrect applications. These will be discussed in a separate subsection below.

## General comments on the relevance of AEs

Before dwelling upon the more detailed discussion of the various models of modulated pulsation, we recall some of the relevant properties of the AEs. Most part of the subject discussed below can be summarized simply

<sup>2</sup> Due to the extreme level of complexity of 3D time-dependent long-term hydrodynamical simulations, the only method currently available to us to study nonradial nonlinear pulsations is to use AEs.

<sup>3</sup> Stationary (constant amplitude) states correspond to steady multimode pulsations. These states are not interesting if only non-resonant radial modes are considered, because they are sparsely spaced and do not give rise to long-term modulation.

as a warning against the straightforward application of the linear and nonlinear asymptotic pulsation results to the various pulsation states of the Blazhko modulation. Furthermore, the general framework of AEs enables us to test the ability of any new effect to cause modulated states.

First of all, the concept of AEs is very general and can be applied whenever we would like to study the basic *nonlinear* properties of a dynamical system where the interaction goes on largely different time scales. For example, we can mention the long-term perturbations in celestial mechanics [36] or processes on time scales considerably longer than the dynamical time scales in pulsating stars (such as mode switching or amplitude modulation, see [23], [24], [7]). Secondly, in many cases AEs are the *only* means to study complicated systems, where numerical simulations are either too expensive or impossible (e.g., nonlinear nonradial stellar pulsations).

An important underlying assumption in deriving AEs for a given dynamical system, is that the nonlinearities are *mild*, meaning that they can be represented as a Taylor expansion in the neighborhood of the linear regime (that is usually rather easy to describe fairly accurately due to the separability of the time and spatial variations, and because of the linear superposition of eigenmodes in the general solution). If the above conditions are satisfied, then we start off by the following form of some physical quantity, e.g., of the displacement vector:

$$\delta\vec{r}(\vec{s}, t) = a_0(t)\vec{\xi}_0(\vec{s}) + a_1(t)\vec{\xi}_1(\vec{s}) + \dots, \quad (1)$$

where  $\vec{s}$  is the spatial coordinate,  $\vec{\xi}_k$  is the linear non-adiabatic eigenvector of the normal-mode ‘k’ and  $a_k(t)$  is the corresponding time-varying amplitude (complex, as all quantities in Eq. 1). The time-dependent functions are factorized to slow- and short-varying parts and the AEs are derived for the slow-varying part. When Eq. (1) is substituted in the original partial differential equations that describe the fluid dynamics, we omit the short-oscillating terms and derive the AEs by demanding boundedness for the solution.

The most important part of this process from the present context is that we start from the *normal mode spectrum*. This and the resonances will determine the basic structure of the AEs representative for a given system. For example, if we consider the radial pulsation of a fully radiative stellar envelope in the gray atmosphere approximation, we need to solve a system that is 3rd-order in time (two orders come from the time-dependence of the shell motion and another one comes from the entropy variation [see, e.g., [10]]). Therefore, this system leads to a  $3 \times N$ -order eigenvalue problem for the normal mode frequencies ( $N$  stands for the number of mass shells). Since the matrix of this eigenvalue problem con-

stitutes of real elements, the eigenvalues are either pure real or come in complex conjugate pairs and a set of real ones. Due to the underlying physical setting, all radiative stellar models for classical pulsators display this latter type of spectrum. The non-oscillating modes (due to their strong damping and different spatial variation) are usually considered to play no role in the behavior of the oscillating modes. The oscillating non-resonant normal mode spectrum leads to the following set of AEs in the lowest order approximation:

$$\frac{dA_k}{dt} = A_k(\kappa_k + Q_{k0}A_0^2 + Q_{k1}A_1^2 + \dots) \quad (2)$$

$$\frac{d\varphi_k}{dt} = R_{k0}A_0^2 + R_{k1}A_1^2 + \dots, \quad (3)$$

where,  $A_k(t)$  and  $\varphi_k(t)$  stand for the slow-varying part of  $a_k(t)$  in Eq. (1), i.e., the time-varying part of the mode behavior is described by  $A_k(t) \sin(\omega_k t + \varphi(t))$ , with  $\omega_k$  corresponding to the linear non-adiabatic eigenfrequency and  $\kappa_k$  to the linear growth rate. The coefficients  $\{Q_{ki}\}$  and  $\{R_{ki}\}$  are the non-resonant *coupling coefficients*. These are complicated expressions of the eigenfunctions and stellar structure, and rarely attempted to compute *ab initio* (see, however, [83]). On the other hand, simple physical considerations and numerical models show that each member of the set  $\{Q_{ki}\}$  is *negative*. Similar statement may hold also for  $\{R_{ki}\}$  – i.e., [9].

It follows that for single-mode non-resonant pulsation, corresponding to the *asymptotic* state, after dying out the transients due to, e.g., the interaction with the other modes, the amplitude and the *nonlinear* period can be written in the following form:

$$A_k^2 = -\frac{\kappa_k}{Q_{kk}} + \text{H.O.T.} \quad (4)$$

$$P_k(NL) = \frac{2\pi}{\omega_k + R_{kk}A_k^2} + \text{H.O.T.}, \quad (5)$$

where H.O.T. stands for ‘higher order terms’ (in amplitude). Since the coupling coefficients are slowly varying functions of the stellar parameters, the global properties of the single-mode non-resonant pulsation can be approximated from the behavior of the linear growth rates.

With these preliminaries, in the context of this review, we think that attempts trying to relate the observed temporal properties of Blazhko stars in terms of asymptotic and linear pulsation results are *improper* applications, because of the following two important reasons.

- Variations that take place in the large-amplitude asymptotic regime of stellar pulsation (i.e., in the observed variables) are related to the above (but not the same) types of equations and *not* to the ones described by the infinitesimal oscillations around

the static state (i.e., the linear pulsational relations, e.g., van Albada and Baker [82]).

- Equations (4) and (5) are *irrelevant* from the point of view of the Blazhko effect, since they are asymptotic results whereas the time scale of the Blazhko effect is, in general, much shorter than the relaxation time of the perturbations near the limit cycles.<sup>4</sup> Furthermore, even if the time scales are comparable, application of the asymptotic results (e.g., the nonlinear period change, see [75], [34]) at various phases of the modulation, is in obvious contradiction with the original meaning of the above asymptotic values, since these kinds of applications assume instantaneous adjustment to the asymptotic state described by the non-modulated model.

Based on the tight relation of the eigenspectrum of the linear problem and the type of AEs we can deal with in searching for systems exhibiting amplitude modulation, new/better physics can yield such a system, if they generate new modes that can interact with the radial pulsation modes. In principle, convection might be a good candidate for generating such “new modes”, but, so far, there are no reports on the instrumental nature of such modes, although current 1D convection/pulsation models do include several important properties of convection ([74], [13], [69], see also Buchler, these Proceedings). We do not see what kind of new treatment of convection can lead to a convective eigenmode spectrum that could give rise to AEs capable of leading to amplitude modulation (see some additional notes on the hypothetical role of resonant convective modes in [42]).

## Magnetic oblique rotator/pulsator

The first mentioning of an oblique-rotation magnetic/pulsating configuration as a possible explanation of the the Blazhko phenomenon comes from [3] and [22]. Although subsequent magnetic measurements by [2] and [59] were controversial, the idea was further kept as a possible explanation due to some long-term modulation superposed on the 41-day Blazhko cycle of RR Lyrae as being the manifestation of some magnetic star cycle, analogous to the solar cycle [78]. Recent measurements of magnetic field by [17] strongly suggest that RR Lyrae itself should have a field lower than  $\sim 100$  G. A similar upper limit was obtained by [39] by the spectropolarimetric survey of 17 galactic field RR Lyrae stars that included at least 10 Blazhko stars.

---

<sup>4</sup> The actual time scale depends on the type of perturbation and on the model (see, e.g., [76]), but for stable, dominantly single-mode pulsation in overtone ‘k’ this time scale is of the order of  $\kappa_k^{-1}$ .

The detailed modeling of the oblique rotator idea was largely motivated by the success of the same type of model by Kurtz [45] explaining the amplitude variation of the nonradial modes of the rapidly oscillating Ap stars. The first MORP model for the Blazhko effect by [20] was put in a more strict theoretical framework by [80] and [81] as summarized in [64]. The essential result in these *purely linear* works is that under large-scale magnetic fields *all modes* become *nonradial*. More specifically, it was shown that in the case of a pure dipole magnetic field the eigenmode corresponding to a radial mode in the non-magnetic case will be *always* deformed spatially by an  $l = 2$  spherical harmonic component. It follows that in the simplest setting we expect a quintuplet frequency structure around the radial pulsation component. The nice feature of this model is that the modulation components are scaled by the magnetic field strength and geometric factors (i.e., inclination angles) and these can be determined from the observed amplitude spectrum. The two important obstacles that jeopardize this model are the following.

- It follows from the above that the MORP model is purely geometric and the modulation is caused by rotation. Therefore we have *strictly symmetric* quintuplets both in amplitudes and in frequency separations. There is no easy way to produce asymmetric modulation components in the frequency spectra.<sup>5</sup>
- The required strength of the dipole field is of the order of 1 kG. This is an order of magnitude larger than the one suggested by current measurements (see above).

## Nonradial resonant rotator/pulsator

For an early, brief discussion and references on the possibility that nonradial modes might be instrumental in the Blazhko effect we refer to [73]. Starting in the early nineties, the idea has been revisited on a more fundamental basis by using updated linear numerical models and AEs (van Hoolst and coworkers in [84] and [85], see also [42] for a brief analysis of the relevant EAs and [28] and [12] for the discussion of AEs involving various nonradial modes). Further thorough elaboration of these ideas and specific extension to the Blazhko stars has been made by Nowakowski and Dziembowski in [54] (see also [26]).

In the NRRP model we assume that the radial mode of interest (the FU or FO modes) are in 1:1 resonance with one of the not too strongly damped nonradial modes.

---

<sup>5</sup> In [64] there is a note on a possible break of this symmetry by an off axis dipole magnetic field, however, no detailed elaboration is given.

Based on the models of [85] and [54], we can strongly suspect that there are many nonradial modes of  $l = 1$  that are in close resonance with the mode of interest and they are among the ones that are most viable for excitation (even though the code, on which this conjecture is based, does not include the effect of the interaction between pulsation and convection). The large number of available nonradial modes comes from the fact that in evolved stars the nonradial modes have high-order g-mode character in the deep interior. On the other hand, in the outer part of the stellar envelope they are similar to the p-modes and therefore, they have some chance to be spatially coupled with the radial modes (an important property when mode interaction is considered).

From these encouraging linear properties it is suspected that the relevant AEs describing the resonant interaction between the radial and the nonradial mode(s) may lead to some stable state and thereby giving a chance for amplitude modulation either through some geometric or true dynamical interaction between the two classes of modes. In concentrating on the most viable interaction between the radial and the ( $l = 1, m = 0$ ) or ( $l = 1, m = \pm 1$ ) nonradial modes, it was shown by [54] that, in the asymptotic regime (i.e., for large time scales), the two types of interaction can be analyzed with the same set of equations valid for the 1:1 resonance with ( $l = 1, m = 0$ ). Furthermore and very importantly, the most probable solution of the relevant AEs is the *stationary* one, with *constant amplitudes and relative phase*. This means that the interaction with the ( $l = 1, m = 0$ ) mode *does not* lead to amplitude modulation, because of the constant relative phase. This results in the *phase lock* phenomenon (see [25]), implying frequency synchronization, which, in the present case, means monoprotic pulsation. Therefore, the NRRP model relevant for the Blazhko effect should consist of a 1:1 resonant stationary interaction with the ( $l = 1, m = \pm 1$ ) modes and due to phase lock and stellar rotation, we observe a modulated pulsation. Although it is described briefly in [54], and it is a simple derivation, we think that it is useful to see how the final frequency separation is related to the stellar rotation.

Let the stationary *nonlinear* frequencies of the ( $l = 1, m = -1$ ), ( $l = 0$ ) and ( $l = 1, m = +1$ ) modes, respectively, in the co-rotating frame, be  $\omega_-$ ,  $\omega$  and  $\omega_+$ . We adorn the corresponding *linear* values by zero superscript. Then, denoting the corresponding nonlinear changes by  $\delta\omega_-$ ,  $\delta\omega$  and  $\delta\omega_+$ , we have:

$$\omega = \omega^0 + \delta\omega, \quad \omega_{\pm} = \omega_{\pm}^0 + \delta\omega_{\pm} . \quad (6)$$

If the frequency distances between the central peak (corresponding to the radial mode) and the side peaks (corresponding to the nonradial modes) are denoted by  $\Delta_{\pm}$ , we get:

$$\Delta_- \equiv \omega - \omega_- = \omega^0 + \delta\omega - \omega_-^0 - \delta\omega_- \quad (7)$$

$$\Delta_+ \equiv \omega_+ - \omega = \omega_+^0 + \delta\omega_+ - \omega^0 - \delta\omega . \quad (8)$$

With the *linear frequency mismatch* of  $\Delta\omega = 2\omega_0 - \omega_-^0 - \omega_+^0$ , it follows that the difference between the two spacings can be expressed as:

$$\Delta_+ - \Delta_- = -2\Delta\omega + 2\delta\omega - \delta\omega_- - \delta\omega_+ . \quad (9)$$

Then, using the stationarity condition and comparing the right-hand-side of the above expression with Eqs. (23) and (31) of [54], we see that it is equal to zero, i.e., we have an equidistant triplet in the final state. Since the  $m = \pm 1$  modes have the same radial structure, the corresponding nonlinear frequency changes are also the same, i.e.,  $\delta\omega_- = \delta\omega_+$ . Therefore, the frequency separations can be expressed as follows:

$$\Delta_- = (\omega^0 + \Delta\omega) - \omega_-^0 \quad (10)$$

$$\Delta_+ = \omega_+^0 - (\omega^0 + \Delta\omega) . \quad (11)$$

Thus, the frequency separation  $\Delta$  can be computed from the classical Ledoux formula, because:

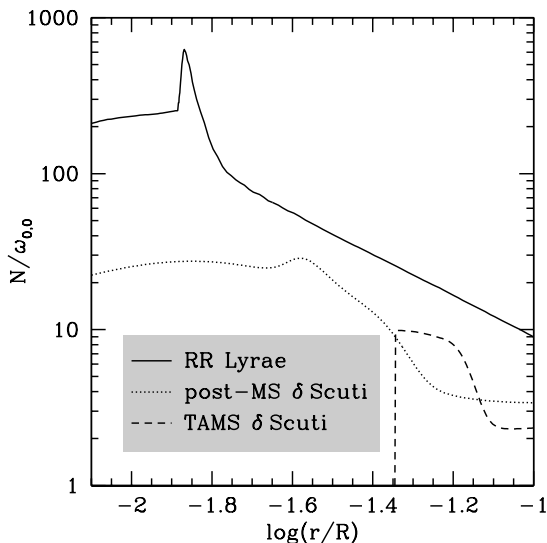
$$\Delta = \frac{\Delta_- + \Delta_+}{2} = \frac{\omega_+^0 - \omega_-^0}{2} . \quad (12)$$

With  $\Omega$  rotational angular velocity we have:  $\omega_{\pm}^0 = \omega_l^0 \pm C\Omega + D\Omega^2 + \dots$ . Since the nonradial modes are high-order g-modes, the coefficient  $C$  is equal to 0.5 in the asymptotic limit for  $l = 1$  modes. The exciting outcome of all these is that if this model were viable, then the Blazhko period would be directly related to the rotational period of the star, so nonlinear period change would not influence the simple frequency splitting that we naively expect. In addition, the corresponding rotational rates are not in contradiction with the spectroscopically derived values [58], although for very short Blazhko periods, we might have problems [32]. There are also variables with multiple modulation periods [87]. Obviously, the interpretation of these objects in terms of rotation modulation is even more difficult.

As far as the amplitudes of the modulation components are concerned, they will be symmetric both for physical and for geometrical reasons (same type of spatial dependence and rotation). As a result, the main reason of the fall of the NRRP model can be summarized as follows.

- In the basic model described above the modulation components have strictly *equal amplitudes*. This property is in clear contradiction with the observations that show the overwhelmingly opposite behavior of Blazhko stars. Perhaps the consideration of additional nonradial modes could lead to asymmetric amplitudes, but this would require the introduction of additional unknown parameters and the result would not be verifiable.

However, there seems to be also a deeper problem with our current understanding of nonradial mode coupling in evolved stars. In [55] the question has been posed if the condition of mild nonlinearity (one of the basic assumptions behind the applicability of the AE formalism) is satisfied for both the radial and the horizontal components of the nonradial modes. The most essential part of the reasoning is that the horizontal component of the displacement vector is proportional to the Brunt-Väisälä frequency (see their Eqs. (1), (2)). This latter quantity is a very sensitive function of the internal structure and can reach very high values near the core of evolved objects. Figure 1 shows the variation of the relative Brunt-Väisälä frequency as a function of the distance from the star’s center. We see the large difference between (near) Main Sequence and Horizontal Branch stars. In the latter the Brunt-Väisälä frequency can be higher by nearly two orders of magnitude in the deep interior than in MS stars. The large value implies also large horizontal displacement (several hundred times larger than that of the radial component). Based on this result, the authors also make an estimate on the expected size of the critical surface amplitudes of the nonradial modes, where nonlinearity becomes strong (i.e., advective terms start to dominate the fluid motion). For  $l = 1$  modes in standard RR Lyrae models they obtained an amplitude of 0.02 mag. This is considerably smaller than the generally observed modulation side lobes in the frequency spectra of the Blazhko stars. These results suggest that the standard AE formalism that assumes mild nonlinearity might not be applicable for studying nonradial mode interaction in evolved stars.



**FIGURE 1.** Variation of the Brunt-Väisälä frequency for different stellar models as a function of the stellar radius (adapted from arXiv:astro-ph/0301504v1, see also [55]).

## Dynamo+convection+pulsation + criticism

The purpose of this subsection is to draw attention to the inconsistencies occurring in a recent idea of Blazhko effect presented in [75]. Some of the problems concerning this idea have already been mentioned in earlier sections. Here we give a brief, but more complete review.

- First of all, the idea lacks the level of elaboration observed in all other often cited models (MORP, NRRP and 2:1 resonance models – see next section). There is no prediction on the expected modulation period or the level of modulation. No mentioning is made on the generic case of unequal modulation side lobes (one serious problem that makes – among others – the MORP and NRRP models fail).
- Secondly, there is a misinterpretation of the nonlinear hydrodynamical results concerning the relevance of the asymptotic periods in explaining the temporal periods appearing in one type of mathematical forms of the Blazhko modulation. This topic is discussed already earlier, so we just mention that: (a) All nonlinear radially pulsating stellar models show small *period increase* in their final single-mode states (except for [4], but see [41], [21] and also Smolec, private communication); (b) These period changes have nothing to do with the temporal period (as defined by the time derivative of the total phase) of the Blazhko modulation. Nonlinear period changes are *asymptotic* and reaching these states takes a long time; (c) The amplitude-dependence of the nonlinear periods as predicted by the AEs has also an asymptotic meaning, and cannot be applied to explain the possible correlation between the temporal phase (i.e., period) and amplitude values of the Blazhko modulation.
- Thirdly, the heart of the idea is an assumed periodic build up and destruction of a magnetic field via the interaction with the turbulent convection. No mentioning is made on the expected strength of this field and why this would lead to an amplitude modulation. The way it is presented, sounds like if the assumption was that pulsation is working in an environment determined by the interaction between convection and turbulence and there is no feedback between them. If this is so, then the idea lacks the important effect of convection–pulsation interaction, and, due to the assumed magnetic field–turbulence interaction, the pulsation–magnetic field feedback is also missing. In very general terms, it is unclear why this highly complicated system would lead to AEs that are capable of giving rise to modulated pulsation. (We recall that the eigenmode spectrum of a dynamical system will determine the possible forms of AEs, so not knowing the linear prop-

erties of the *full* linear system, we cannot predict what happens in the nonlinear regime).

In conclusion we think that the complex idea depicted in [75] could be verified only if some sort of deeper physical modeling were possible, first in the regime of linear magnetohydrodynamical convective/pulsation models. This seems to be quite a complicated but perhaps not an impossible task.

## A RESONANT TOY MODEL – FOR ENTERTAINMENT

This section is by *no means* to suggest that the model presented could be seriously considered as one of the possible explanations of the Blazhko effect. Our goal is just to introduce a non-conventional hydrodynamical model that shows an amplitude- and phase-modulation, resembling to what we see in the observations. Since this is the first time such a toy model is presented, we think it may be interesting and will perhaps encourage others to pursue some other types of non-standard models.

In 1986 Moskalik [48] suggested that a 2:1 resonance between the fundamental and third overtone modes in RR Lyrae stars might cause real dynamical amplitude/phase modulation. The idea follows a model of double-mode pulsation [25] which was thought to be encouraging at that time, and which utilizes the same type of resonance. The equations governing the mode interaction under this resonance are as follows:

$$\begin{aligned} \frac{dA_1}{dt} &= A_1(\kappa_1 + q_{11}A_1^2 + q_{12}A_2^2 + q_{13}A_3^2) \\ &+ C_1A_1A_3 \cos \Phi \end{aligned} \quad (13)$$

$$\frac{dA_2}{dt} = A_2(\kappa_2 + q_{21}A_1^2 + q_{22}A_2^2 + q_{23}A_3^2) \quad (14)$$

$$\begin{aligned} \frac{dA_3}{dt} &= A_3(\kappa_3 + q_{31}A_1^2 + q_{32}A_2^2 + q_{33}A_3^2) \\ &- C_3A_1^2 \cos \Phi \end{aligned} \quad (15)$$

$$\begin{aligned} \frac{d\Phi}{dt} &= r_1A_1^2 + r_3A_3^2 \\ &+ \Delta\omega + \left( \frac{C_3A_1^2}{A_3} - 2C_1A_3 \right) \sin \Phi . \end{aligned} \quad (16)$$

Here we omitted non-adiabaticity in the resonant coupling  $C_k$ . In the above notation  $q_{ij} < 0$  and  $C_k > 0$  for all  $(i, j, k)$ . From the increase of the nonlinear periods in the case of non-resonant hydrodynamical models it follows that the  $r_k$  parameters are also negative. The frequency mismatch is computed from the linear eigenfrequencies as  $\Delta\omega = \omega_3 - 2\omega_1$ .

The most general stationary solution of these equations is the so-called ‘‘bump’’ solution with  $A_1 \neq 0$ ,  $A_2 =$

0 and  $A_3 \neq 0$ . In this case we have a single-period pulsation due to phase lock and the higher frequency overtone causes a bump appearing, e.g., on the radial velocity curve. This solution is thought to be the underlying physical model of the bump Cepheids (Simon and Schmidt, Buchler and coworkers, see [67], [8], [11]).

Yet another stationary solution of the above equations was proposed by Dziembowski and Kovács [25] to model steady double-mode pulsation. In this model the resonance between mode ‘1’ and ‘3’ leads to the decrease of the amplitude of mode ‘1’ relative to its single-mode non-resonant value. This leads to a lower stability of the above ‘bump’ solution against perturbations toward mode ‘2’. If the resonance is strong enough ( $\Delta\omega$  is small) and some other, not too restrictive conditions are also satisfied, mode ‘2’ will grow and this will eventually lead to a steady triple-mode pulsation (with two ‘essential’ periodicity in the system, since mode ‘1’ and ‘3’ remain in resonant frequency synchronization). Although the mechanism was shown working also in direct hydrodynamical simulations [41], the required resonance condition is not satisfied in standard RR Lyrae models.<sup>6</sup>

In the work of Moskalik [48] two additional important simplifications were made in the 2:1 resonance system given by Eqs. (13)–(16): (a) the interaction with the non-resonant FO mode (Eq. 14) was omitted; (b) saturation in the third mode was discarded (i.e., all  $\{q_{3i}\}$  were set equal to zero), but it was assumed that the mode was linearly damped ( $\kappa_3 < 0$ ). With the simplified system the condition of stability of the resonant solution was addressed by allowing wide ranges of parameters, more importantly those of the frequency mismatch  $\Delta\omega$  and the damping rate of the resonant overtone  $\kappa_3$ . The parameter survey disclosed a wide range of possible limiting states. For high damping rates of mode ‘3’ the stable two-mode fixed point solution was the only solution. The situation became rather complex when the damping rate was lowered (see his Fig. 1). In general, for a very mild damping of mode ‘3’, no stable fixed point was found for very wide a range of  $\Delta\omega$ . Since, for standard RR Lyrae models, the resonant mode is the 3rd overtone and it is not too mildly damped, Moskalik investigated this regime in more detail. Here, the modulated solution was achieved for non-exact resonances ( $\Delta\omega \neq 0$ ) with some additional conditions put on the non-resonant period change terms (parameters  $\{r_k\}$  in Eq. 16). Unfortunately, all these seem to be rather restrictive, since

---

<sup>6</sup> In the case of Cepheids we do have such a resonance but it occurs in the bump regime – near 10 days period – that is not where most of the beat (double-mode) Cepheids can be found. Nevertheless, the destabilizing effect of the 2:1 resonance in respect of the single-period bump solution was also demonstrated for this class of models by hydrodynamical simulations by [11], [49].



**TABLE 3.** Stellar and model construction parameters of the Blazhko toy model.

<b>Code:</b>	Castor/Stellingwerf radiative, LANL opacities
<b>Zoning:</b>	$N_{\text{shell}} = 100, N_{\text{HIZ}} = 30^*$
<b>Stellar parameters:</b>	$M/M_{\odot} = 0.90, L/L_{\odot} = 40.0, T_{\text{eff}} = 6400 \text{ K}$
<b>Composition:</b>	$X = 0.760, Z = 0.001$ throughout, except in $1.0E5 < T < 1.0E6$ , where $X = 0.661, Y = 0.239, Z = 0.100$ , with ramped $Z$ /opacity-enhancement of 100 and 20, respectively.
<b>Numerical viscosity:</b>	$CQ = 4.0, \alpha = 0.005$

\* Number of mass shells from the surface down to the Hydrogen ionization zone at  $T = 11000 \text{ K}$ .

**TABLE 4.** LNA properties of the Blazhko toy model.

Type	$P_0$	$P_1$	$P_2$	$P_3$	$P_2/P_0$
	$\eta_0$	$\eta_1$	$\eta_2$	$\eta_3$	$P_1/P_0$
NOT ENH*	0.42	0.32	0.26	0.21	0.62
	0.01	0.03	0.03	0.00	0.76
ENH†	0.53	0.33	0.26	0.21	0.49
	0.02	0.03	0.04	-0.01	0.62

\* Standard linear models (no opacity/metal enhancements).

† Opacity/metal enhanced models as described in the text.

the large number of various hydrodynamical simulations performed during the past 23 years did not show signs of modulated variations.

In contemplating the disappearance of stable fixed point solutions in the mildly damped case, we decided to test the case when this happens in real hydrodynamical models. We searched for a means to bring one of the overtones in 2:1 resonance with the fundamental mode and make it less damped (or if possible, even excited, since the more physical hydrodynamical models do have the saturation terms  $\{q_{3i}\}$  that have been neglected in [48] and they will always increase the effective damping in mode ‘3’).

To create RR Lyrae models with the above properties, we tried the ‘good old-fashioned’ opacity/heavy element enhancement [66], [88] [18]. The required size of enhancement is rather large, so there is no good physical reason to introduce such change in the models.<sup>7</sup> Our rather vague excuse for doing this is the assumption that there was an element enhancement in the earlier phase of evolution (e.g., during the ascent to the first giant branch, due to the capture of a companion of high heavy element content – see [65]). Somehow mixing was avoided and most of the heavy elements settled in the deep interior (below the outer convection zone). As a result, they do not affect the measured iron content for these typi-

cally low-metal stars.<sup>8</sup> Admittedly, this whole scenario is highly unlikely, but the present toy model is not intended to be too physical.

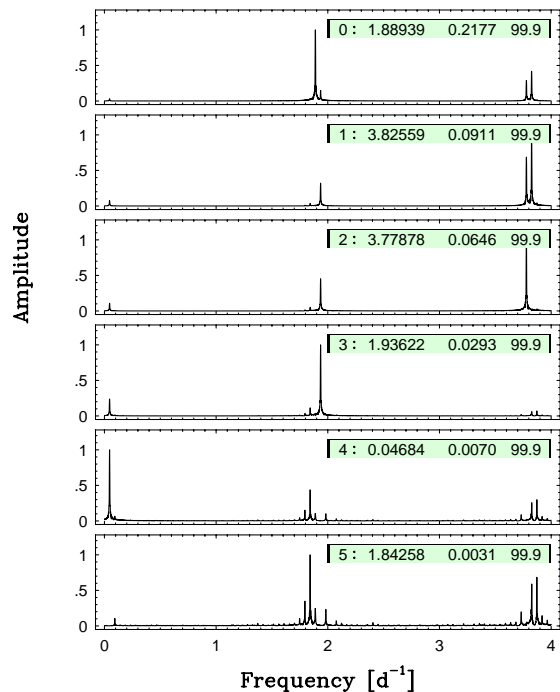
For computing the purely radiative static, linear non-adiabatic (LNA) and nonlinear models, we used the same code as in our earlier works [10]. For a comfortable scaling of the opacity, we used Stellingwerf’s [72] analytical formula. For an easier overview, in Table 3 we summarized the stellar and model construction parameters. We note that the large opacity enhancement is relative to the Los Alamos opacities, prior to the OPAL/OP revision of these [61], [62], [30]. Therefore, in respect of the, e.g., OPAL opacities the increase is ‘only’ a factor of five or so. In addition to the model presented we computed several/many others and the properties to be described below can be regarded as generic.

The LNA properties of the model are shown in Table 4. For comparison, we also give the corresponding non-enhanced properties. We see that the largest changes due to  $Z$ /OP enhancement occurred in the FU mode. The drastic change in the period has resulted the reach of near 2:1 resonance condition between  $P_0$  and  $P_2$  with a moderate increase in the growth rate of the second overtone. These are very favorable changes for the anticipated condition of amplitude modulation within the resonant model of [48] (not so for the standard horizontal branch models, since the values of  $P_1/P_0$  and  $P_0$  are out of range for the double-mode stars and for the PLC relations [43]).

We initialized the static model with a velocity perturbation corresponding to the fundamental mode and integrated in time until the asymptotic state was reached. Figure 2 shows the frequency spectra of the bolometric light variation of the last 500  $P_0$  cycles. Successive prewhitening of the time series revealed the various combination frequencies of  $\nu_0 = 1.88939 \text{ d}^{-1}$  and  $\nu_m = 0.04684 \text{ d}^{-1}$ , corresponding to the fundamental mode and to the modulation frequencies, respectively. It

<sup>7</sup> See however the ‘Iron Project’ [56] and [47] for some renewed efforts on the revisitation of the opacities of complex heavy elements.

<sup>8</sup> It is interesting to note that in the Blazhko star TY Gruis there are signatures of very large enhancements in some heavy elements (see [60]), but this is most probably some peculiarity of this object rather than a general feature of the Blazhko stars.

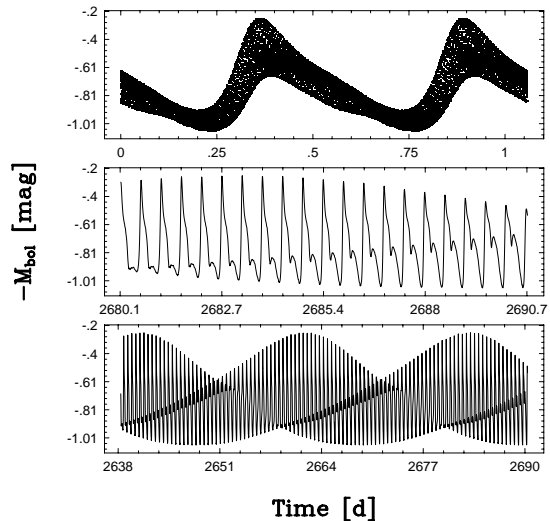


**FIGURE 2.** The frequency spectra of the bolometric light curve of the resonant toy model (see Tables 3 and 4). Each spectrum is normalized to the highest peak. Numbers in the insets of the panels show: the prewhitening order, the peak frequency (in [ $d^{-1}$ ]), the corresponding amplitude (in [mag]) and the signal-to-noise ratio (which is given as 99.9, if it is greater than 100).

is important to note that the components are in very tight numerical relations. Alternatively, and perhaps more naturally, we can represent all frequencies as linear combinations of  $\nu_0$  above and  $\nu_2 = 3.82559 d^{-1}$ , corresponding to the second overtone. This representation is very similar to the one advocated by [5] and [6]. Indeed, if the asymptotic state is an FU/SO double-mode pulsation rather than a genuine amplitude modulation, then the higher frequency modulation component at  $\nu_0$  is  $\nu_2 - \nu_0$ , whereas the much lower amplitude one at the lower frequency side corresponds to  $3\nu_0 - \nu_2$ , in line with the expected lower amplitude for such a high order combination.

The bolometric light variation is shown in Fig. 3. In the middle panel we see the movement of the bump due to the presence of the second overtone. The folded light curve exhibits the combination of phase and amplitude variations. All these are also observable in real Blazhko stars.

We think that the the above model works the way a toy model should; it is certainly entertaining, but requires most probably unacceptable torture of the stellar struc-



**FIGURE 3.** Bolometric light curve of the resonant toy model. Panels from top to bottom show the light curve folded by the pulsation period, close-up of the time series and longer stretch of it, covering three modulation periods.

ture. Further temptations for additional contemplation of a possible viability of the idea is hampered also by the lack of models with nearly symmetric modulation components.

## CONCLUSION AND PROSPECTS

In spite of the renewed effort during the past 15 years, so far none of the observational and theoretical studies led to a breakthrough in our lack of understanding the Blazhko phenomenon. More than a thousand RR Lyrae stars are known in various stellar systems that show periodic amplitude- and phase-modulations. Importantly, the phenomenon has been detected recently also in Cepheids [52] with a seemingly quite high incidence rate (at least for some classes of Cepheids). There are observational projects (Jurcsik and coworkers, Kolenberg and coworkers) that study more individual cases and see if there is anything in the light and color variations that might give us a clue on the underlying mechanism. Sparsely though, but very importantly, there are also spectroscopic works aimed at the detection of magnetic field in RR Lyrae stars [17], [39]. Theoretical works [64], [54] that targeted the two main (magnetic oblique rotator/pulsator and nonradial resonant rotator/pulsator) models have failed mostly for being unable to interpret the unequal modulation components in the frequency spectra and also for other observational and theoretical reasons (strong nonlinearity of the nonradial modes and apparent absence of

strong magnetic field).

It seems to be that the inspiration for new types of models should come from the observational side. Although current ground-based observations can also target searches for additional frequency components in the light variation in the millimagnitude level, the real breakthrough will come from the current space projects CoRoT and Kepler. First signs of this event have already been witnessed from the preliminary results coming from CoRoT (Chadid et al., these Proceedings). Whether the appearance of additional small amplitude components will be a common feature of all Blazhko stars or this feature remains to be a rare occurrence, is still to be seen. Obviously, the presence of low-amplitude modulated group of frequencies would be suggestive of a so far not investigated effect of the dynamical interaction of several/many nonradial and radial modes [27]. It is also interesting how the incidence rate of the Blazhko phenomenon will change as the signal-to-noise ratio of the measurements increases. There are already signs that the phenomenon is much more common than we thought (Jurcsik, these Proceedings). Unfortunately, the number of the spectroscopic works is far below that of the photometric ones. We think that line profile analyses (even if they were based on snapshot observations) would be very important for future modeling. An upper limit on the size of the nonradial component of the velocity field would be instrumental in considering nonradial modes either as members of a periodic energy sink, or retain their leading role in establishing the amplitude modulation, or reject the nonradial mode interaction altogether and search for other mechanisms.

## ACKNOWLEDGMENTS

We highly appreciate the fruitful correspondence with George Preston. Lively discussions during the meeting with Wojtek Dziembowski, Robert Buchler, Katrien Kolenberg and Merieme Chadid were very stimulating. Correspondence with Radek Smolec on nonlinear period change was very helpful. Additional discussions with József Benkő and Róbert Szabó on the CoRoT RR Lyrae are also thanked. Comments on the manuscript by István Dékány were very instrumental during the final phase of writing up. We acknowledge the support of the Hungarian Research Fund (OTKA) K-60750.

## REFERENCES

1. C. Alcock et al., *Ap.J.*, **598**, 597 (2003).
2. H. M. Babcock, *Ap.J. Suppl.*, **3**, 141 (1958).
3. J. Balázs, *Kleine Veröff. Remeis-Sternw.* **27**, 26 (1959).
4. G. Bono, and R. F. Stellingwerf, *Ap.J. Suppl.*, **93**, 233 (1994).
5. K. J. Borkowski, *Acta Astr.*, **30**, 393 (1980).
6. M., Breger, and K. Kolenberg, *A&A*, **460**, 167 (2006).
7. J. R. Buchler, and M.-J. Goupil, *Ap.J.*, **279**, 394 (1984).
8. J. R. Buchler, and G. Kovács, *Ap.J.*, **303**, 749 (1986).
9. J. R. Buchler, and G. Kovács, *Ap.J.*, **318**, 232 (1987).
10. J. R. Buchler, in *The Numerical Modelling of Nonlinear Stellar Pulsations*, NATO ASI Series, **302**, 1 (1990).
11. J. R. Buchler, P. Moskalik, and G. Kovács, *Ap.J.*, **351**, 617, (1990).
12. J. R. Buchler, M.-J. Goupil, and C. J. Hansen, *A&A*, **321**, 159 (1997).
13. J. R. Buchler, P. Yecko, Z. Kolláth, and M.-J. Goupil, *ASPC*, **173**, 141 (1999).
14. G. Burki, M. Mayor, and W. Benz, *A&A*, **109**, 258 (1982).
15. S. I. Bailey, *Ap.J.*, **10**, 255 (1899).
16. S. Blazhko, *Astr. Nachr.*, **175**, 325 (1907).
17. M. Chadid, M., G. A. Wade, S. L. S. Shorlin, and J. D. Landstreet, *A&A*, **413**, 1087 (2004).
18. S. Charpinet, G. Fontaine, and P. Brassard, *A&A*, **493**, 595 (2009).
19. M. J. Collinge, T. Sumi, and D. Fabrycky, *Ap.J.*, **651**, 197 (2006).
20. A. Cousens, *MNRAS*, **203**, 1171 (1983).
21. I. Dékány, G. Kovács, J. Jurcsik et al., *MNRAS*, **386**, 521 (2008).
22. L. Detre, and B. Szeidl, *ASSL*, **36**, 31 (1973).
23. W. A. Dziembowski in *Nonradial and Nonlinear Stellar Pulsation*, Eds. H. A. Hill, and W. A. Dziembowski, *Lecture Notes in Physics*, **125**, 22 (1980).
24. W. A. Dziembowski, *Acta Astr.*, **32**, 147 (1982).
25. W. A. Dziembowski and G. Kovács *MNRAS*, **206**, 497 (1984).
26. W. A. Dziembowski and S. Cassisi, *Acta Astr.*, **49**, 371 (1999).
27. W. A. Dziembowski and T. Mizerski, *Acta Astr.*, **54**, 363 (2004).
28. M.-J. Goupil and J. R. Buchler, *A&A*, **291**, 481 (1994).
29. Zs. Hurta, J. Jurcsik, B. Szeidl, and Á. Sódor, *AJ*, **135**, 957 (2008).
30. C. A. Iglesias, and F. J. Rogers, *Ap.J.*, **464**, 943, (1996).
31. T. Ishida, *Astrophys. Space Sci.*, **168**, 243 (1990).
32. J. Jurcsik, B. Szeidl, A. Nagy, and Á. Sódor, *Acta Astr.*, **55**, 303 (2005).
33. J. Jurcsik, Á. Sódor, Zs. Hurta et al., *MNRAS*, **391**, 164 (2008).
34. J. Jurcsik, Á. Sódor, B. Szeidl et al., *MNRAS*, **393**, 1553 (2009).
35. J. Jurcsik, Zs. Hurta, Á. Sódor, et al., *MNRAS*, **397**, 350 (2009).
36. J. Kevorkian, in 'Periodic Orbits, Stability and Resonances', Ed. Giacaglia, D. Reidel Pub. Comp., Dordrecht-Holland, pp. 286. (1970).
37. C. Koen, *MNRAS*, **322**, 97 (2001).
38. K. Kolenberg, *JPhCS*, **118**, Issue 1, 2060 (2008).
39. K. Kolenberg, and S. Bagnulo, *A&A*, **498**, 543 (2009).
40. K. Kolenberg, E. Guggenberger, T. Medupe, et al., *MNRAS*, **396**, 263 (2009).
41. G. Kovács, and J. R. Buchler, *Ap.J.*, **324**, 1026 (1988).
42. G. Kovács, *Annals of the New York Acad. Sci.*, **706**, 70 (1994).
43. G. Kovács, A. R. Walker, *A&A*, **371**, 579 (2001).

44. G. Kovács, *ASPC*, **259**, 396 (2002).
45. D. W. Kurtz, *MNRAS*, **200**, 497 (1982).
46. T. Mizerski, *ASPC*, **310**, 124 (2004).
47. M. Montenegro, S. Nahar, A. Pradhan, and C. Sur, in ‘Am. Phys. Soc. 39th Ann. Meet.’, *APS.DMP*, L2056 (2008).
48. P. Moskalik, *Acta Astr.*, **36**, 333, (1986).
49. P. Moskalik, J. R. Buchler, *Ap.J.*, **355**, 590, (1990).
50. P. Moskalik, Z. Kolaczowski, and T. Mizerski, *ASPC*, **310**, 498 (2004).
51. P. Moskalik, and A. Olech, *CoAst*, **157**, 345 (2008).
52. P. Moskalik, and Z. Kolaczowski, *MNRAS*, **394**, 1649 (2009).
53. A. Nagy, and G. Kovács, *A&A*, **454**, 257 (2006).
54. R. M. Nowakowski and W. A. Dziembowski, *Acta Astr.*, **51**, 5 (2001).
55. R. M. Nowakowski and W. A. Dziembowski, *Astrophys. Space Sci.*, **284**, 273 (2003).
56. J. Oelgoetz, C. J. Fontes, H. L. Zhang et al., *MNRAS*, **394**, 742 (2009).
57. A. Olech, J. Kaluzny, I. B. Thompson et al., *AJ* **118**, 442 (1999).
58. R. C. Peterson, B. W. Carney, and D. W. Latham, *Ap.J. (Letters)*, **465**, L47 (1996).
59. G. W. Preston, in ‘The Magnetic and Related Stars’, Ed. R. C. Cameron (Baltimore: Mono Book Corp.), pp. 26 (1967).
60. G. W. Preston, I. B. Thompson, C. Sneden et al., *AJ*, **132**, 1714 (2006).
61. F. J. Rogers, and C. A. Iglesias, *Ap.J. Suppl.*, **79**, 507, (1992).
62. M. J. Seaton, *ASPC*, **40**, 222 (1993).
63. H. Shapley, *Ap.J.*, **43**, 217 (1916).
64. H. Shibahashi, *ASPC*, **203**, 299 (2000).
65. L. Siess, and M. Livio, *astro-ph/9808153v1*, (1998)
66. N. R. Simon, *Ap.J. (Letters)*, **260**, L87 (1982).
67. N. R. Simon, and E. G. Schmidt, *Ap.J.*, **205**, 162 (1976).
68. H. A. Smith, *MmSAI*, **77**, 492 (2006).
69. R. Smolec, and P. Moskalik, *Acta Astr.*, **58**, 193 (2008).
70. I. Soszynski et al., *Acta Astr.*, **52**, 369 (2002).
71. I. Soszynski et al., *Acta Astr.*, **58**, 163 (2008).
72. R. F. Stellingwerf, *Ap.J.*, **195**, 441 (1975).
73. R. F. Stellingwerf, *ASSL*, **60**, 153 (1976).
74. R. F. Stellingwerf, *Ap.J.*, **262**, 330 (1982).
75. R. B. Stothers, *Ap.J.*, **652**, 643 (2006).
76. R. Szabó, Z. Kolláth, and J. R. Buchler, *A&A*, **425**, 627 (2004).
77. D. M. Szczygiel and D. C. Fabrycky, *MNRAS*, **377**, 1263 (2007).
78. B. Szeidl, *ASSL*, **60**, 133 (1976).
79. B. Szeidl, in *Multimode Stellar Pulsations*, Konkoly Observatory – Kultúra, Budapest, Eds. G. Kovács, L. Szabados & B. Szeidl, pp. 45 (1988).
80. M. Takata and H. Shibahashi, *PASJ*, **46**, 301 (1994).
81. M. Takata and H. Shibahashi, *PASJ*, **47**, 115 (1995).
82. T. S. van Albada and N. Baker, *Ap.J.*, **185**, 477 (1973).
83. T. van Hoolst and P. Smeyers, *A&A*, **279**, 417 (1993).
84. T. van Hoolst and C. Waelkens, *A&A*, **295**, 361 (1995).
85. T. van Hoolst, W. A. Dziembowski, and S. D. Kawaler, *MNRAS*, **297**, 536 (1998).
86. F. Verheest, *Astrophys. Space Sci.*, **166**, 77 (1990).
87. P. Wils, S. Kleidis, and E. Broens, *MNRAS*, **387**, 783 (2008).
88. T. Zdravkov and A. A. Pamyatnykh, *CoAst*, **157**, 385 (2008).