

Nuclear Quadrupole Resonance Frequency in Multi-Layered Cuprates

M. Mori¹, N. Afzal Shooshtary¹, T. Tohyama², S. Maekawa^{1,3}

¹*Institute for Materials Research, Tohoku University, Sendai 980-8577, Japan*

²*Yukawa Institute for Theoretical Physics, Kyoto University, Kyoto 606-8502, Japan*

³*JST, CREST, 5 Sanbancho, Chiyoda-ku, Tokyo, 102-0075, Japan*

The ⁶³Cu nuclear quadrupole resonance (NQR) frequency, ν_Q , in the multi-layered cuprates is calculated in the cluster model by the exact diagonalization method. The charge imbalance between the outer CuO₂ plane (OP) with apical oxygen O_A and the inner plane (IP) without O_A in three-layered Tl₂Ba₂Ca₂Cu₃O₁₀ is estimated by comparing our results with the experimental ν_Q . In TI-based cuprates with more than three layers, we predict a large enhancement of the splitting of ν_Q between OP and IP by taking into account the reduction of bond length between Cu and O_A and a resulting enhancement of the charge transfer energy. Our results show that the NQR frequency is a useful quantity to estimate the charge imbalance in the multi-layered cuprates.

KEYWORDS: nuclear quadrupole resonance, multi-layered cuprates, exact diagonalization, apical site, Madelung potential

Much study has aimed the higher superconducting transition temperature, T_c . Regarding the high- T_c cuprates, maximum T_c depends on materials, e.g., $T_c \sim 40$ K for La-family and $T_c \sim 90$ K for Y-family, even if carrier densities are optimized. In particular, among hole doped cuprates, such a material dependence closely correlates with an energy difference between in-plane and apical oxygens, $\Delta\epsilon_A$.¹⁾ Actually, a spatial variation of the pairing gap due to a modulation of the apical oxygen, O_A, is observed by the scanning tunneling microscopy.^{2,3)} In addition, it is known that disorder around the apical site is much more harmful on T_c than other randomness.⁴⁾

On the other hand, T_c of multi-layered cuprates correlates with the number of CuO₂ planes in a unit cell, n , and shows a maximum at $n=3$.^{5,6)} One of the reasons why T_c is suppressed for $n > 3$ is the charge imbalance, i.e., a hole concentration in the pyramidally-coordinated-outer-planes (OP's) is different from that in the square-coordinated-inner-planes (IP's).^{5,7-10)} The nuclear magnetic resonance (NMR) study has reported that the hole concentration in OP, δ_{OP} , is larger than that in IP, δ_{IP} .¹⁰⁾ The magnitude of charge imbalance, $\Delta\delta = \delta_{OP} - \delta_{IP}$, increases with n , and becomes 0.10 at most for $n=3$.¹⁰⁾ Such a charge imbalance induces some interesting phases, e.g., two kinds of superconducting gap⁹⁾ and coexistence of superconducting and anti-ferromagnetic states.¹¹⁻¹⁶⁾

To estimate the local charge density, the nuclear quadrupole resonance (NQR) frequency,

ν_Q , is a useful quantity,^{17,18)} since ν_Q is determined by a local charge distribution in the ground state. In the NQR measurement for a three-layered $\text{Tl}_2\text{Ba}_2\text{Ca}_2\text{Cu}_3\text{O}_{10}$ (Tl2223),¹⁸⁾ the charge imbalance has been observed as two separated peaks with about 6.6 MHz difference. Here, we note that the Knight shift, K_c , is also proportional to a local charge density on a measured site. However, one needs to examine not only the ground state but also the excited states and the neighboring spin-spin interactions, since K_c is proportional to the susceptibility and the transferred hyperfine couplings.¹⁹⁾ In addition, one needs to measure not only ^{63}Cu site but also ^{17}O site to estimate the hole densities in CuO_2 plane. However, the NMR measurement on ^{17}O site is known to be rather difficult. Hence, an empirical relation between K_c on ^{63}Cu at room temperature and the hole density estimated by the NQR measurement has been used in general.¹⁰⁾

Previous theoretical studies on the NQR showed material dependence of ν_Q by neglecting a contribution from O_A .²⁰⁻²²⁾ By following Ohta *et al.*,²²⁾ we tried to estimate the charge imbalance observed in the NQR measurement by assuming $\Delta\delta=0.10$ and no difference of charge transfer energy, Δ , between IP and OP. However, our estimated value of the difference was only 2.8 MHz at most. The experimentally observed 6.6 MHz difference is hard to be explained without taking account of O_A .²³⁾ To obtain more accurate value of charge imbalance, which correlates with T_c , one cannot ignore O_A .

In this Letter, ν_Q on a Cu site is numerically studied in a cluster model including the $2p_z$ orbital of O_A by the exact diagonalization method. We carefully study effects of $\Delta\varepsilon_A$ and Δ on ν_Q , and show the doping dependence of ν_Q in IP and OP. To make a link between our theoretical result and real multi-layered material, we calculate the Madelung potential of ionic model for several different series of multi-layered cuprates. We predict a large enhancement of the splitting of ν_Q between OP and IP in Tl-based cuprates with more than three layers.

The hole densities on the Cu site, which determine ν_Q , are numerically calculated by the exact diagonalization method in the cluster model as shown in Fig. 1(a) for OP. On the other hand, for IP, we adopt another cluster, in which $2p_z$ and $4p_z$ orbitals are omitted from the cluster in Fig. 1(a).²²⁾ We assume that the on-site Coulomb interactions $U_d=8.5$ eV, $U_p=U_{p_z}=4.1$ eV and $U_{4p}=U_{4p_z}=2.0$ eV are material independent,^{22,24)} and the hopping integrals $T_{pd}=1.06$ eV, $T_{pp}=0.46$ eV, $T_{pp_z}=0.22$ eV, $T'_{p4p}=1.07$ eV and $T'_{p_z4p_z}=0.38$ eV are adjusted to the case of Tl2223 (ref. 24) by the standard bond-length dependence of $T_{pd} \propto d^{-4}$, $T_{pp} \propto d^{-3}$ with the parameters given in refs. 1 and 21. The notations, p , p_z , $4p$, $4p_z$ and d , denote $2p_{x,y}$, $2p_z$, $4p_{x,y}$, $4p_z$ and $d_{x^2-y^2}$, respectively. Figure 1(b) is the schematic picture of level separations; $\Delta\varepsilon_A$ between p_z and p , Δ between p and d , and Δ' between d and $4p$. We assume that $4p_{x,y}$ and $4p_z$ are degenerate. For both IP and OP, Δ' is fixed to 4.8 eV.²²⁾ Regarding the doping rate, δ_p ($p=\text{OP, IP}$), we calculate two cases of hole number in the cluster: 7 and 8 holes (5 and 6 holes) in OP (IP), where 7 (5) holes are associated with the

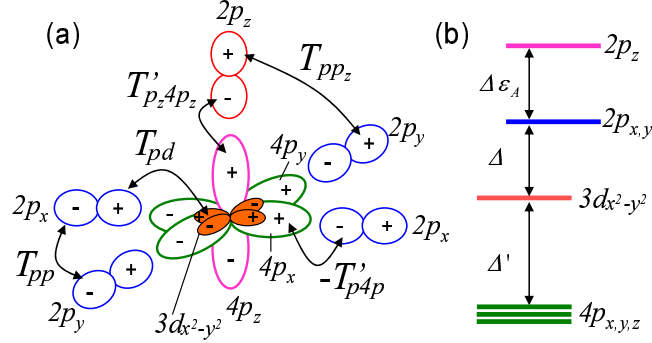


Fig. 1. Schematic pictures of (a) CuO₅ cluster with Cu 4p_α orbitals for OP, and (b) its energy level scheme for holes. For IP, CuO₄ cluster with Cu 4p_{x(y)} orbitals is adopted, and then 2p_z and 4p_z orbitals are omitted.²²⁾

half-filling, $\delta_{\text{OP}}=0$ ($\delta_{\text{IP}}=0$). The case of 8 (6) holes in OP (IP) corresponds to the hole-doped case with $\delta_{\text{OP}}=1$ ($\delta_{\text{IP}}=1$). Since the cluster size is small, we assume that an intermediate case of δ_{p} could be linearly interpolated between ν_{Q} 's of $\delta_{\text{p}}=0$ and 1:

$$\nu_{\text{Q}}(\delta_{\text{p}}) = (1 - \delta_{\text{p}})\nu_{\text{Q}}(\delta_{\text{p}} = 0) + \nu_{\text{Q}}(\delta_{\text{p}} = 1)\delta_{\text{p}}, \quad (1)$$

where the notations, $\nu_{\text{Q}}(\delta_{\text{IP}})$ and $\nu_{\text{Q}}(\delta_{\text{OP}})$, are used to denote the NQR frequency in IP with δ_{IP} and OP with δ_{OP} , respectively.

On a ⁶³Cu nucleus with the quadrupole moment $Q = -0.211$ barn and the spin angular moment $I = 3/2$, ν_{Q} in OP is calculated by

$$\nu_{\text{Q}} = \frac{eQ}{2h} \left\{ n_{3d_{x^2-y^2}} M_{3d} + (4 - n_{4p_x} - n_{4p_y}) M_{4p} - 2(2 - n_{4p_z}) M_{4p} \right\}. \quad (2)$$

The hole density on a Cu site is denoted by n_i ($i = 3d_{x^2-y^2}, 4p_x, 4p_y, 4p_z$). Since the third term in eq. (2) represents the O_A contribution to OP, ν_{Q} in IP is given by the sum of the first and the second terms. We use the values $M_{3d} = -47 \times 10^{21}$ V/m² and $M_{4p} = 125 \times 10^{21}$ V/m².²²⁾ The M_{4p} -terms in eq. (2) arise from 4p_α ($\alpha = x, y, \text{ and } z$) orbitals on a Cu site, which are partial-wave components of the 2p_α wave function in the neighboring O sites.^{21,22)} The z -axis is perpendicular to the plane, and the isotropy of x and y is assumed.

In Fig. 2, ν_{Q} is plotted as a function of Δ for a fixed value of $\Delta\varepsilon_{\text{A}} = 2.5$ eV. We note that moderate variation of $\Delta\varepsilon_{\text{A}}$ does not change the results so much. The symbols shown in Fig. 2 are fitted by a quadratic form, $\nu_{\text{Q}} = A_0 + A_1\Delta + A_2\Delta^2$. We find that the values of A_1 and A_2 between OP and IP are similar for a given δ_{p} .²⁵⁾ ν_{Q} increases monotonically with Δ , because of the increase of $n_{3d_{x^2-y^2}}$ as reported in Ref. 21. The large enhancement of ν_{Q} (~ 25 MHz) from $\delta_{\text{p}}=0$ to $\delta_{\text{p}}=1$ is also attributed to the increase of $n_{3d_{x^2-y^2}}$. For a given δ_{p} , ν_{Q} at OP is larger by ~ 2.5 MHz than ν_{Q} at IP. This is due to the contribution of the third term in

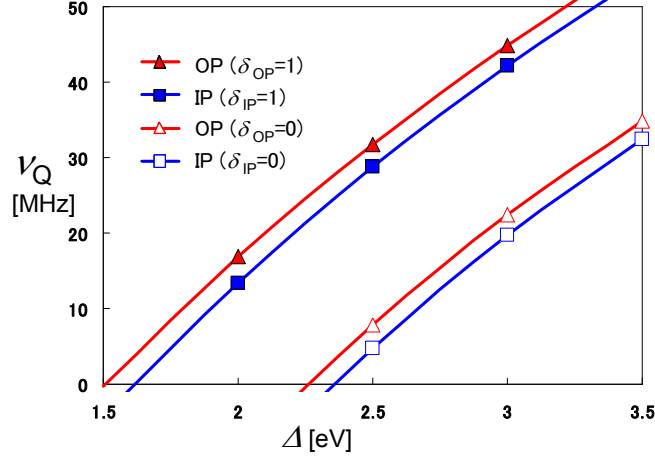


Fig. 2. The calculated NQR frequency ν_Q as a function of Δ . Square and triangle symbols are the results for IP and OP, and the open and closed symbols mean the undoped ($\delta_p=0$) and doped ($\delta_p=1$) cases, respectively. These symbols are fitted by a quadratic form $\nu_Q = A_0 + A_1\Delta + A_2\Delta^2$.

eq. (2).

It is worth emphasizing that Fig. 2 is available for evaluating one of the three quantities (ν_Q , Δ , and δ_p (see eq. (1)) when two of them are provided. As an example, let us evaluate the charge imbalance $\Delta\delta$ for Tl2223 to which the 6.6 MHz difference of ν_Q 's between OP and IP has been reported.¹⁸⁾ First of all, we need to know Δ at OP and IP. Since it is very difficult to evaluate Δ experimentally, we have to rely on theoretical results. As will be discussed below, both Δ 's at OP and IP are estimated to be ~ 2.5 eV when $n \leq 3$. Putting the estimated Δ into the fitted equation of ν_Q , we find

$$\nu_Q(\delta_{OP}) - \nu_Q(\delta_{IP}) \approx 3.0 + 24.0\Delta\delta. \quad (3)$$

This is a useful relation between the frequency difference and charge imbalance for the case of $n \leq 3$. The 6.6 MHz difference of ν_Q gives $\Delta\delta=0.15$, which is slightly larger than 0.10 estimated by the empirical relation used in the NMR study.¹⁰⁾ One possibility of this discrepancy is that the linear interpolation eq. (1) is too simple. Another one is that the empirical relation may need to be modified by considering the coordination number of oxygens around Cu site.

We can see in Fig. 2 that ν_Q sensitively changes with Δ , i.e., 0.1 eV increment of Δ provides 5~6 MHz enhancement in ν_Q . Therefore, to study the charge imbalance in the multi-layered cuprates, we need to estimate Δ in each plane. Below, the following three series of multi-layered cuprates are examined (1) Tl-12 series, $\text{TlBa}_2\text{Ca}_{n-1}\text{Cu}_n\text{O}_{2n+3}$,²⁶⁻²⁹⁾ ($T_c=48\text{K}$, 110K, 123K, 112K, 107K from $n=1$ to $n=5$), (2) Tl-22-series, $\text{Tl}_2\text{Ba}_2\text{Ca}_{n-1}\text{Cu}_n\text{O}_{2n+4}$,²⁹⁻³³⁾ ($T_c=95\text{K}$, 118K, 125K, 112K, 105K from $n=1$ to $n=5$), (3) Hg-12-series, $\text{HgBa}_2\text{Ca}_{n-1}\text{Cu}_n\text{O}_{2n+2}$,³⁴⁻³⁷⁾ ($T_c=98\text{K}$, 128K, 135K, 127K, 111K from $n=1$ to $n=5$). The distance between Cu and O_A , d_A , is plotted as a function of n in Fig. 3. Obviously, d_A decreases for $n > 3$ except for Hg-family.

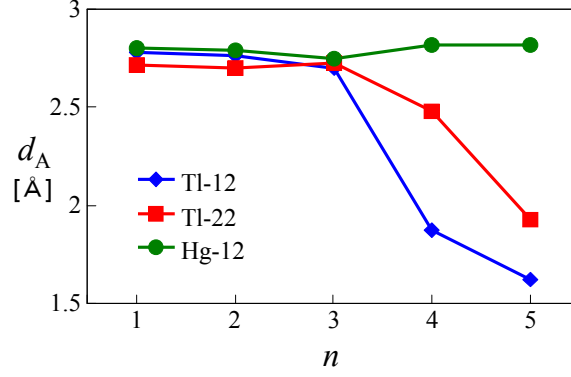


Fig. 3. The bond length between Cu and O_A , d_A , versus the number of CuO_2 layer, n , for three series of multi-layered cuprates. The atomic coordinates are found in the following references: Refs.^{26–29}) for Tl-12 family, Refs.^{29–33}) for Tl-22 family, Refs.^{34–37}) for Hg-12 family.

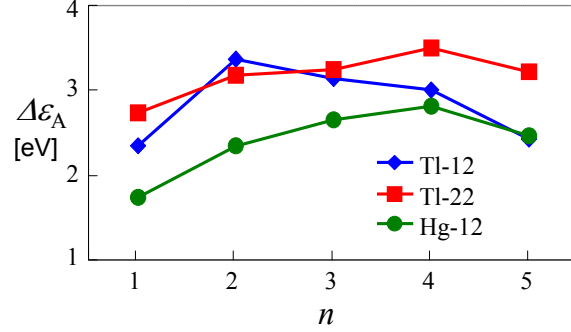


Fig. 4. Potential difference between apical oxygen and in-plane oxygen, $\Delta\epsilon_A \equiv (V(O_A) - V(O))/\epsilon_0$, versus n for three different series of multi-layered cuprates.

This may be a common feature of Tl-based cuprates.³⁸⁾ The suppression of d_A may be relevant to the suppression of T_c , since the apical oxygen position directly correlates with $\Delta\epsilon_A$ and the pairing gap.^{1,3)}

To estimate $\Delta\epsilon_A$ and Δ , we calculate the Madelung potential $V(A)$ ($A=\text{Cu}$, O_A , and O in the plane) in the ionic model. In Fig. 4, $\Delta\epsilon_A \equiv (V(O_A) - V(O))/\epsilon_0$ is plotted with n for each family. Note that the screening effect by the long-ranged Coulomb interaction can be effectively expressed by dividing the Madelung potentials by a constant ϵ_0 , whose value is assumed to be $\epsilon_0 = 3.5$.^{1,39)} On the whole, $\Delta\epsilon_A$ does not strongly depend on n , while each family shows different trend. In Tl-12 families, $\Delta\epsilon_A$ slightly decreases with n (> 2), while $\Delta\epsilon_A$ in Hg-family increases up to $n = 4$. Since the moderate variation of $\Delta\epsilon_A$ shown in Fig. 4 does not change ν_Q so much, we can assume $\Delta\epsilon_A = 2.5$ eV in calculating ν_Q .

On the other hand, one cannot ignore the variation of Δ shown in Fig. 5, where Δ in OP, $\Delta(\text{OP})$, is plotted as a function of n . We used the relation, $\Delta \equiv (V(O) - V(\text{Cu}))/\epsilon_0 - 10.9$.¹⁾ It is noticed that $\Delta(\text{OP})$ of Tl-families increases particularly for $n=4$ and 5. The deviation of

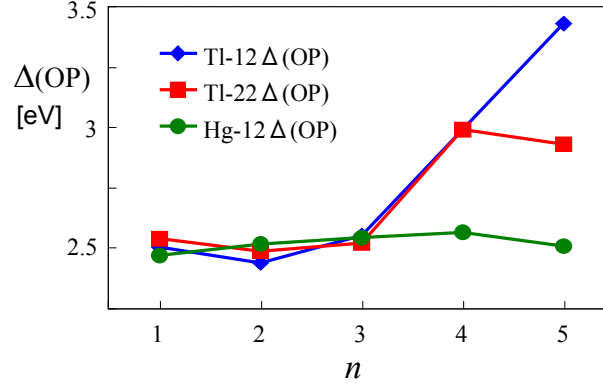


Fig. 5. The charge transfer energy in the outer plane, $\Delta(\text{OP})$, versus n for three series of multi-layered cuprates. The charge transfer energy in the inner plane, $\Delta(\text{IP})$, is almost independent of n as, $\Delta(\text{IP}) \sim 2.5$ eV.

Tl-family or the flatness of Hg-family must be due to their characteristic local structure as shown in Fig. 3. Note that Δ in IP, $\Delta(\text{IP})$, is always about 2.5 eV independent of family. Let us consider Tl1245, i.e., $n=5$ in the Tl-12 family. Taking $\Delta(\text{OP})=3.4$ eV and $\Delta(\text{IP})=2.5$ eV, we can predict from Fig. 2 a large NQR splitting, $\nu_{\text{Q}}(\text{OP}) - \nu_{\text{Q}}(\text{IP}) \sim 25$ MHz, for the case of no carrier ($\delta_{\text{OP}} = \delta_{\text{IP}} = 0$). Since real Tl1245 has carriers and $\delta_{\text{OP}} > \delta_{\text{IP}}$, the NQR splitting for Tl1245 must be more enhanced than 25 MHz. Such a large NQR splitting has not been observed so far, but careful NQR measurements may discover a large enhancement of the NQR splitting in the Tl-families with $n=4$ and 5. When we try to estimate the charge imbalance from observed ν_{Q} , we should be careful about the difference of $\Delta(\text{OP})$ and $\Delta(\text{IP})$. For example, for Tl2234 or Tl2245 one should take $\Delta(\text{OP}) \approx 3.0$ eV and $\Delta(\text{IP}) \approx 2.5$ eV according to Fig. 5 in obtaining a relation between the splitting and the charge imbalance. The relation reads $\nu_{\text{Q}}(\delta_{\text{OP}}) - \nu_{\text{Q}}(\delta_{\text{IP}}) = 17.64 + 24.0(\delta_{\text{OP}} - \delta_{\text{IP}}) - 1.5\delta_{\text{OP}} \sim 17.64 + 24.0\Delta\delta$. If one observed a NQR splitting, for instance, with 20 MHz, one might obtain $\Delta\delta=0.10$.

To conclude, we studied the NQR frequency, ν_{Q} , in the cluster model including the contribution from p_z orbital of apical oxygen by the exact diagonalization method. The charge imbalance in the three-layered Tl2223 is estimated by comparing our result and the experimental ν_{Q} . Our estimate on the charge imbalance $\Delta\delta = \delta_{\text{OP}} - \delta_{\text{IP}}$ is 0.15, which is larger than the NMR result, $\Delta\delta=0.10$. The Madelung potential in several types of multi-layered cuprates is calculated in each plane to show the n -dependences of energy difference between apical and in-plane oxygens, $\Delta\varepsilon_{\text{A}}$, and charge transfer energy, Δ . It is found that a large splitting of ν_{Q} between OP and IP can be expected in the Tl-12 and Tl-22 families.

Recently, the angle-resolved photoemission spectroscopy (ARPES) study in $\text{Bi}_2\text{Ba}_2\text{Ca}_2\text{Cu}_3\text{O}_{10}$ has reported that $\delta(\text{OP})=0.26$ and $\delta(\text{IP})=0.06$, which is a quite large charge imbalance, $\Delta\delta=0.20$.⁴⁰⁾ In the ARPES study, the hole densities are estimated by

the ratio of the Fermi surface volume and the first Brillouin zone. The ARPES result is larger than both ours and the NMR result. These discrepancies among theory and experiments must be solved in near future.

We would like to thank H. Mukuda, Y. Kitaoka, A. Iyo, H. Eisaki, and A. Fujimori for useful discussions. This work was supported by the Grand-in-Aid for Scientific Research and Nanoscience Program of Next Generation Supercomputing Project from MEXT. The authors thank the Supercomputer Center, Institute for Solid State Physics, University of Tokyo for the use of facilities.

References

- 1) Y. Ohta, T. Tohyama, and S. Maekawa: Phys. Rev. B **43** (1990) 2968.
- 2) J. A. Slezak, J. Lee, M. Wang, K. McElroy, K. Fujita, B. M. Andersen, P. J. Hirschfeld, H. Eisaki, S. Uchida, and J. C. Davis: Proc. Natl. Acad. Sci. U. S. A. **105** (2008) 3203.
- 3) M. Mori, G. Khaliullin, T. Tohyama, and S. Maekawa: Phys. Rev. Lett. **101** (2008) 247003.
- 4) H. Eisaki, N. Kaneko, D. Feng, A. Damascelli, P. Mang, K. M. Shen, Z.-X. Shen, and M. Greven: Phys. Rev. B **69** (2004) 064512.
- 5) M. Karppinen and H. Yamauchi: Mater. Sci. Eng. R. **26** (1999) 51.
- 6) A. Iyo, Y. Tanaka, H. Kito, Y. Kodama, P. Shirage, D. Shivagan, H. Matsuhata, K. Tokiwa, and T. Watanabe: J. Phys. Soc. Jpn. **76** (2007) 123702.
- 7) A. Trokiner, L. L. Noc, J. Schneck, A. M. Pougnet, R. Mellet, J. Primot, H. S. adn Y. M. Gao, and S. Aubry: Phys. Rev. B **44** (1991) 2426.
- 8) M.-H. Julien, P. Carretta, M. Horvatić, C. Berthier, Y. Berthier, P. Ségranan, A. Carrington, and D. Colson: Phys. Rev. Lett. **76** (1996) 4238.
- 9) Y. Tokunaga, K. Ishida, Y. Kitaoka, K. Asayama, K. Tokiwa, A. Iyo, and H. Ihara: Phys. Rev. B **61** (2000) 9707.
- 10) H. Kotegawa, Y. Tokunaga, K. Ishida, G. q. Zheng, Y. Kitaoka, H. Kito, A. Iyo, K. Tokiwa, T. Watanabe, and H. Ihara: Phys. Rev. B **64** (2001) 064515.
- 11) H. Kotegawa, Y. Tokunaga, Y. Araki, G. q. Zheng, Y. Kitaoka, K. Tokiwa, K. Ito, T. Watanabe, A. Iyo, Y. Tanaka, and H. Ihara: Phys. Rev. B **69** (2004) 014501.
- 12) H. Mukuda, M. Abe, Y. Araki, Y. Kitaoka, K. Tokiwa, T. Watanabe, A. Iyo, H. Kito, and Y. Tanaka: Phys. Rev. Lett. **96** (2006) 087001.
- 13) H. Mukuda, M. Abe, S. Shimizu, Y. Kitaoka, A. Iyo, Y. Kodama, H. Kito, Y. Tanaka, K. Tokiwa, and T. Watanabe: J. Phys. Soc. Jpn. **75** (2006) 123702.
- 14) H. Mukuda, Y. Yamaguchi, S. Shimizu, Y. Kitaoka, P. Shirage, and A. Iyo: J. Phys. Soc. Jpn. **77** (2008) 124706.
- 15) M. Mori and S. Maekawa: Phys. Rev. Lett. **94** (2005) 137003.
- 16) J. Y. Gan, M. Mori, T. K. Lee, and S. Maekawa: Phys. Rev. B **78** (2008) 094504.
- 17) G. q. Zheng, Y. Kitaoka, K. Ishida, and K. Asayama: J. Phys. Soc. Jpn. **64** (1995) 2524.
- 18) G. q. Zheng, Y. Kitaoka, K. Asayama, K. Hamada, H. Yamauchi, and S. Tanaka: Physica C **260** (1996) 197.
- 19) F. Mila and T. M. Rice: Physica C **157** (1989) 561.
- 20) K. Hanzawa, F. Komatsu, and K. Yosida: J. Phys. Soc. Jpn. **59** (1990) 3345.
- 21) K. Schwartz, C. Ambrosch-Draxl, and P. Blaha: Phys. Rev. B **42** (1990) 2051.
- 22) Y. Ohta, W. Koshibae, and S. Maekawa: J. Phys. Soc. Jpn. **61** (1992) 2198.
- 23) If we do not include a contribution from O_A of 3.0 MHz in eq. (3), $\Delta\delta = 0.275$ is necessary to reproduce 6.6 MHz difference in ν_Q .
- 24) Y. Ohta, T. Tohyama, and S. Maekawa: Phys. Rev. Lett. **66** (1991) 1228.
- 25) $A_0=-109.527$, $A_1=58.647$, $A_2=-5.175$ for IP with $\delta_{IP}=0$, $A_0=-68.617$, $A_1=49.052$, $A_2=-4.044$ for IP with $\delta_{IP}=1$, $A_0=-103.463$, $A_1=57.016$, $A_2=-5.008$ for OP with $\delta_{OP}=0$, and $A_0=-62.648$, $A_1=47.482$, $A_2=-3.888$ for OP with $\delta_{OP}=1$.
- 26) B. Morosin, D. Ginley, P. Hlava, M. Carr, R. Baughman, and J. Schirber: Physica C **152** (1988)

- 413.
- 27) S. Parkin, V. Lee, A. Nazzal, R. Savoy, R. Beyers, and S. La Placa: Phys. Rev. Lett. **61** (1988) 750.
- 28) H. Ihara, R. Sugise, M. Hirabayashi, N. Terada, M. Jo, K. Hayashi, A. Negishi, M. Tokumoto, Y. Kimura, and T. Shimomura: Nature **334** (1988) 510.
- 29) S. Nakajima, M. Kikuchi, Y. Syono, T. Oku, D. Shindo, K. Hiraga, N. Kobayashi, H. Iwasaki, and Y. Muto: Physica C **158** (1989) 471.
- 30) F. Izumi, J. Jorgensen, Y. Shimakawa, Y. Kubo, T. Manako, S. Pei, T. Matsumoto, R. Hitterman, and Y. Kanke: Physica. C **193** (1992) 426.
- 31) M. Subramanian, J. Calabrese, C. Torardi, J. Gopalakrishnan, T. Askew, R. Flippen, K. Morrissey, U. Chowdhry, and A. Sleight: Nature **332** (1988) 420.
- 32) D. Cox, C. Torardi, M. Subramanian, J. Gopalakrishnan, and A. Sleight: Phys. Rev. B **38** (1988) 6624.
- 33) M. Kikuchi, S. Nakajima, Y. Syono, K. Hiraga, T. Oku, D. Shindo, K. Hiraga, N. Kobayashi, H. Iwasaki, and Y. Muto: Physica C **158** (1989) 79.
- 34) Q. Huang, J. W. Lynn, Q. Xiong, and C. W. Chu: Phys. Rev. B **52** (1995) 462.
- 35) B. Hunter, J. Jorgensen, J. Wagner, P. Radaelli, D. Hinks, H. Shaked, R. Hitterman, and R. Vondreele: Physica. C. Superconductivity **221** (1994) 1.
- 36) M. Paranthaman and B. Chakoumakos: J. Solid State Chem. **122** (1996) 221.
- 37) Q. Huang, O. Chmaissem, J. Capponi, C. Chaillout, J. Marezio, M. and Tholence, and A. Santoro: Physica C **227** (1995) 1.
- 38) The value of $d_A=2.87 \text{ \AA}$ for $\text{TlBa}_2\text{Ca}_4\text{Cu}_5\text{O}_{13}$, which is different from the data in ref. 29 has been reported; M.T. Weller, M.J. Pack, C.S. Knee, D.M. Ogborne, and A. Gormezano: Physica C **282** (1997) 849. We hope precise measurements of d_A in the near future.
- 39) S. Maekawa, T. Tohyama, S. Barnes, S. Ishihara, W. Koshibae, and G. Khaliullin: *Physics of Transition Metal Oxides* (Springer Verlag, Berlin, 2004).
- 40) S. Ideta, K. Takashima, M. Hashimoto, T. Yoshida, A. Fujimori, H. Anzai, T. Fujita, Y. Nakashima, A. Ino, M. Arita, H. Namatame, M. Taniguchi, K. Ono, M. Kubota, D. H. Lu, Z.-X. Shen, K. M. Kojima, and S. Uchida: cond-mat/0905.1223.