

DENSE STAR-FORMING GAS AND DUST IN THE MAGELLANIC CLOUDS

F.P. Israel¹

Abstract. The early stages of the star formation process are closely related to the condition of the parent interstellar medium, in particular to the heating/cooling balance, which itself is a function of ambient conditions. Important questions such as dust abundance, size distribution, temperature distribution, fraction of molecular gas, fraction of dense gas, gas surface density and total amount of gas and dust require separation of metallicity and radiation effects. The Magellanic Clouds provide an ideal laboratory to carry out such studies almost under 'controlled conditions'. Although they are prominent targets for space observatories (Spitzer, Herschel), an important role remains for large groundbased facilities, such as a 25 m class sub-millimeter telescope on Dome C. Large-scale mapping at high resolution should be carried out both in the continuum and in various lines, fully complementing other groundbased and spacebased observing programs.

1 Introduction

The formation of stars out of the tenuous interstellar medium is a process involving condensation of gas, mostly hydrogen, by a factor of the order of 10^{23} . The beginning of this process is usually discussed in mostly qualitative terms, and even less is known about how it proceeds in the early stages. In particular, it is not obvious how the initial contraction proceeds, how contracting cores subdivide, what determines how many stars are formed, and what will be the distribution of their masses (see e.g. Myers 2005, 2008). Once stars are formed, and nuclear fusion provides a huge increase in energy output lighting up the star as well as its environments, the situation becomes much more accessible to observers. However, the very energy output that draws our attention to newly formed stars also overwhelms the star's surroundings, rapidly changing their physical condition and wiping out any clues to the initial conditions that existed before the star was born.

¹ Sterrewacht Leiden, Leiden University, Postbus 9513, 2300 RA Leiden, the Netherlands

Although there may be various ways to start this process, all assume that the early stages involve the formation and evolution of clouds of molecular gas and dust, having astrophysically high densities of at least a thousand up to a million atoms per cc. In our Milky Way, research is focusing on nearby quiescent dark clouds and dense cloud cores to elucidate the early stages of star formation stages by looking at the physical conditions in these dense clouds of gas and dust. Of great significance is the heating and cooling balance as a function of cloud properties such as size, volume density and column density, temperature, composition etc. The clouds are not isolated entities but are especially sensitive to ambient conditions, because most clouds have filamentary and fractal structures, which means that they are mostly surface and little volume. Molecular gas and dust are subject to processing as a function of irradiation (energy input) on the one hand and shielding on the other hand. Depending on the degree of processing, the properties of the molecular gas and the dust may undergo considerable change. It is important to be aware that interstellar clouds of any type are not static in nature, but instead are highly dynamical entities.

Major questions regarding interstellar dust are: how much dust is there? what is the dust particle composition? what is the grain size distribution? Perhaps surprisingly, the answers to these questions are still debated, even for nearby dust in the Solar Neighbourhood. The answers depend on the outcome of a complex interplay of interstellar processes and conditions controlling accretion, erosion and even destruction of individual dust grains.

Major questions on dense gas are: how much molecular gas is there? What is the fraction of very dense gas? what is the fraction of well-shielded gas? Molecular gas clouds consist almost entirely of molecular hydrogen (H_2). By its symmetric structure, molecular hydrogen is very difficult to observe, especially at the low temperatures (10 - 100 K) characterizing the quiescent interstellar medium. It has no convenient bi-pole transitions. When cold, it is observable only in the UV, in absorption against a bright background. At near- and mid-infrared wavelengths it can be observed directly, but only in an excited condition. In either case, only tiny and unrepresentative fractions of all molecular gas are sampled. Thus, we can only study the bulk of molecular gas clouds by measuring its tracers. This raises questions such as: what tracer to use? how reliable are the answers provided by these tracers? The answers depend on detailed knowledge of the ambient chemistry, in turn dependent on elemental abundances, shielding and irradiation, in particular the conditions governing the process of molecular photo-dissociation.

2 Dust: an elusive ISM component

Dust particles are an important component of the interstellar medium. They shield fragile molecules such as CO from destruction by UV photons, and they allow other molecules such as H_2 to form by grain-surface reactions. Dust grain populations depend strongly on local conditions, such as metallicity and energy density. For instance, shocks from expanding SNRs are a major and efficient source of dust particle erosion and destruction on short timescales (Jones et al.

1994, 1996). This rapid erosion may be countered by efficient accretion of dust particles in quiescent, dense (molecular) gas clouds. Several authors have attempted to extract the resulting equilibrium particle size distribution from measurements of Solar-Neighbourhood objects (e.g. Mathis et al 1977). At the small end of their distribution, hot and very small grains excited by the absorption of a single photon (Draine & Anderson, 1985) and even smaller PAHs (Léger & Puget 1984) occur. Including these additional populations, Weingartner & Draine (2001) constructed metallicity-dependent size distributions for carbonaceous and silicate grains pertinent to the different conditions in the Galaxy, the LMC and the SMC and other physically-based dust emission models are also becoming available (e.g. Li & Draine 2001; Zubko et al. 2003),

As the erosion timescales are short compared to accretion timescales, variations in ambient conditions may rapidly and substantially alter local grain size distributions. Alteration of the balance between big grains and very small grains may cause noticeable changes in SED shapes. This appears to be the case in the strong star-burst environment characterizing the dwarf galaxy NGC 1569 (Lisenfeld et al. 2002). A small but clear emission excess occurs on the Rayleigh-Jeans side of the far-infrared peak. It is unlikely to be caused by cold ‘classical’ big grains. It is much more probable that this ‘excess’ originates in very small grains completely out of thermal equilibrium, with a relatively small total mass. Thus, in environments with extensive dust grain processing, traditional interpretations easily overestimate dust masses, and consequently underestimate both gas-to-dust ratios and gas masses deduced from dust emission.

As a major part of the astration cycle, the ISM plays an essential role in galaxy evolution. It is thus important to gain insight in the processes that govern dust grain processing and dust particle size distributions. Studying far-infrared/sub-millimeter SEDs as a function of varying ambient conditions is a very promising way of making significant progress.

3 Molecular gas: a controversial ISM component

There is no doubt that most late type galaxies - both spiral and irregular galaxies - contain significant amounts of molecular gas. However, is this true for *all* late type galaxies, in particular the dwarf irregulars with the lowest metallicities (cf. Leroy et al. 2007)? An even more importantly: how much molecular gas is there? As mentioned before, the bulk of the molecular gas cannot be observed directly, and must be revealed by tracer observations. Here the controversy starts. Traditionally, the second most abundant molecule, carbon monoxide (CO), was used to trace H₂. CO column densities were calculated from the measured intensities of the optically thick ¹²CO line and the optically thin ¹³CO line, assuming LTE conditions. Molecular masses could then be determined by applying the appropriate abundance ratio. Alternatively, nearby Galactic molecular clouds were mapped in CO, and by assuming the clouds to be in virial equilibrium, masses could be determined. Finally, a rough estimate resulted from an analysis of low-energy gamma-ray emission (Bloemen et al. 1986). All three methods seemed to

yield consistent results, implying a remarkably constant ratio between the optically thick CO line luminosity, and the H₂ column density. This standard CO-to-H₂ conversion factor became known as the *X*-factor. It is, however, on shaky ground as LTE conditions do not apply to most of the CO-emitting gas, and the structure of molecular clouds as well as their limited lifetimes do not justify use of the virial theorem. Several authors have expressed doubt as to the validity of a 'standard' *X*-factor, using e.g. the far-infrared or sub-millimeter emission from dust as a tracer to finding values up to an order of magnitude different. A more accurate and detailed gamma-ray analysis led Strong et al. (2004) to suggest a significant radial variation across the Milky Way. Ignoring these the 'standard' factor was and still is by some conveniently applied to CO observations of other galaxies, no matter whether we are dealing with a poorly shielded dwarf galaxy, low in carbon content, or with a very luminous young galaxy at high cosmological redshifts. However, use of other tracers than CO is not without its own problems. Dust emits as a very strong function of temperature. This introduces a significant uncertainty in column density, as does the uncertainties in dust emissivity and abundance. Another tracer is ionized carbon, but it does not distinguish between molecular and atomic hydrogen, and the derived molecular gas column densities depend on carbon chemistry, abundance, and excitation.

In order to derive reliable molecular gas column densities the problems associated with their tracers need to be resolved. This requires better and detailed determination of CO physics and photodissociation, better and detailed determination of dust properties and temperatures, and better and detailed observation of ionized carbon, and preferably also neutral carbon in order to completely determine the carbon excitation and abundance.

4 The Magellanic Clouds: ideal 'controlled environment' laboratories

Further progress in the analysis of the dense interstellar medium in general requires accurate determination of the influence of the environment under varying conditions. In physics, experiments may be conducted by systematically changing one variable after another. In astronomy, only the 'experiments' presented by nature are available. In case of the ISM, much would already be gained if we could analyze its properties systematically as a function of ambient radiation field and metallicity (shielding). This requires a set of environments of *distinctly different metallicity*, each environment of a *constant metallicity throughout*, and each environment *presenting a range of radiation field strengths*. These environments should be observable with a good linear resolution so that each resolution element in principle samples a homogeneous section of the environment, eliminating as much as possible confusion by beam-smearing. The baseline environment is the Solar Neighbourhood in the Milky Way galaxy. The close Milky Way satellites, the Large Magellanic Cloud (LMC) and the Small Magellanic Cloud (SMC) provide the ideal astrophysical laboratories for the complementary investigations. With distances of 50 kpc (Feast 1999) and 61 kpc (Keller & Wood 2006) respectively, they are ten times closer than other major systems in the Local Group of galaxies,




Fig. 1. Infrared images of the LMC (left) and the SMC (right) from Spitzer Space Observatory data. Images produced by the SAGE and SMCSAGE collaborations.

and typically 40-100 times closer than other ‘nearby’ galaxies. Their external nature but close proximity simultaneously provides full global and unimpeded very detailed views. They allow us to resolve parsec-sized structures, making it possible to study ISM processes unambiguously on scales dominated by a single star. They are gas-rich but have low dust and metal abundances, different from each other and from the Milky Way, thus providing three different metallicity environments.

The LMC, with a metallicity one quarter solar (Dufour et al. 1984), has a mass of $9 \times 10^9 M_{\odot}$ (van der Marel et al. 2002), a gas fraction of one third, a size of about 8 kpc and a star formation rate of $0.1 M_{\odot}/\text{yr}$ (Whitney et al. 2007). The SMC, with a metallicity one tenth solar (Dufour et al. 1984) has a mass of $2.5 \times 10^9 M_{\odot}$, a gas fraction of about a quarter, a size of about 3 kpc, and a star formation rate of $0.05 M_{\odot}/\text{yr}$ (Wilke et al. 2003). Metallicities show little variation across either system, but luminous star formation has created a very large range of ambient radiation field intensities in each Cloud. In the LMC, over 300 ionized gas complexes associated with various degrees of star formation have been identified; in the SMC over half that number. UV radiation field intensities

in both Clouds range from less than those in the Solar Neighbourhood to hundreds of times higher.

This allows us to study the effects of ambient radiation fields at constant metallicities. Because of their particular nature, the Magellanic Clouds provide well-determined environments representing a variety of metallicities and energy densities in which the resulting properties of the interstellar medium can be studied in a detailed and systematic manner not offered elsewhere. Not only is by far the largest part of the Milky Way inaccessible to such studies, but much of the Milky Way suffers from confusion caused by line-of-sight crowding and distance ambiguities. In the LMC and the SMC, everything is essentially at the same distance, and determinations of mass and luminosity are unambiguous and directly comparable. The LMC is particularly favourable because its limited depth and its viewing angle of 35° (van der Marel & Cioni 2001) place only a single cloud along any line of sight.

5 Gas and dust processing in the Magellanic Clouds

In low-metallicity dwarf galaxies, such as the LMC and the SMC, use of tracers other than CO first led to different results. Progress in far-infrared observing techniques made it possible to use dust continuum emission (NGC 6822, LMC, SMC, see Israel 1997) and the line emission from ionized carbon [CII] (IC 10, cf. Madden et al. 1997) as a tracer for the total amount of molecular gas. Although these tracers also have some problems, the X -factors implied by them are so much higher, by one to two orders of magnitude, than those found with the traditional CO methods that they are hard to ignore. Most recent studies confirm a dependence of the CO-to-H₂ ratio on metallicity (and radiation intensity) but disagree on the measure. It appears that studies encompassing large sections of the LMC and the SMC ('big beams') yield significantly higher X -values than those concentrating on individual CO clouds (cf. Israel 2001). This is, however, easily understood if dense central regions, containing H₂ and CO, are embedded in less dense regions of molecular gas with CO largely photo-dissociated into atomic carbon and oxygen, e.g. lacking CO emission. For a recent investigation, discussing in detail the problems associated with a reliable determination of molecular gas in a low-metallicity SMC molecular cloud complex, see the study by Leroy et al. (2009), which also contains many references to earlier work. In the end, however, the most and perhaps the only reliable way to establish molecular gas parameters is by careful and detailed modelling of molecular line spectroscopy, for instance involving several transitions of various isotopes of CO in particular, but also higher-density tracers such as HCN, HCO⁺, HNC, CS etc..

In both the LMC and the SMC, molecular gas is significantly processed, changing the relation between molecular hydrogen and less abundant species, starting with CO. The occurrence and importance of molecular gas processing, i.e. CO photo-dissociation, is well-illustrated by a comparison of the distribution of CO and ionized carbon [CII] emission across the LMC (Figure 1). On large linear scales, CO and [CII] emitting regions occur together, but on smaller scales the

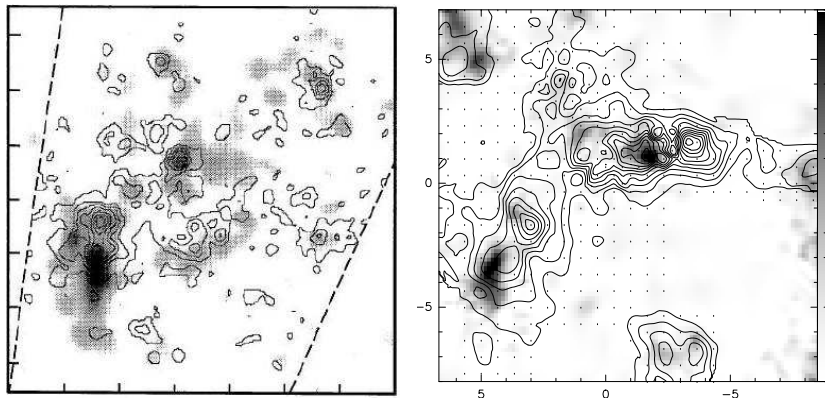


Fig. 2. The effects of CO photodissociation are very well illustrated by superposing ionized carbon ([CII]) contours on greyscale images of $J=1-0$ CO. Left: all of the LMC in low resolution (Mochizuki et al. 1994). Right: part of the N 11 complex in the upper NW corner of the LMC (Israel et al., 2009). In both images, the associative but complementary nature of the two is obvious.

emission is strongly anti-correlated.

In both Clouds, dust is also processed, leading to changes in the emission across the far-infrared/submillimeter part of the spectrum. Not only the spectrum of NGC 1569 shows evidence for enhanced emission in the Rayleigh-Jeans (RJ) wing of the infrared peak, such excess emission has also been noted in the continuum flux distributions of Virgo-cluster blue compact dwarf galaxies (Popescu et al. 2002), in the late-type spiral star-burst galaxy NGC 4631 (Dumke et al. 2004), in the Sombrero galaxy NGC 4594 (Bendo et al. 2005), and in the Milky Way galaxy itself (Reach et al. 1995). A difficulty in interpreting the local RJ excess emission is our lack of absolute sub-mm measurements within the Milky Way, and an even greater difficulty in extragalactic studies is the lack of spatial resolution and hence wide range of temperatures within a single beam. In the case of external galaxies, the poor sampling of the RJ wing of the spectral energy distributions and limited accuracy of the few data points available considerably adds to this difficulty.

In the LMC and the SMC, the situation is more favourable. In a recent study, Israel et al. (2009) present unusually well-sampled *global* spectral energy distributions of the Magellanic Clouds, covering the RJ wing in the 30-1000 GHz (1 cm to 300 μ m wavelength) range. The RJ excess is clearly discernible in the LMC spectrum, and even more pronounced in the SMC spectrum. No such strong RJ excess occurs in the predominantly thermal spectra of larger star-burst galaxies such as NGC 253, M 82, and NGC 4945. In principle, a number of different explanations may apply: large amounts of very cold classical dust grains, fractal dust aggregates, heating by diffuse non-ionizing UV radiation, spinning dust, changes in grain composition etc. We believe, for various reasons, that the most likely

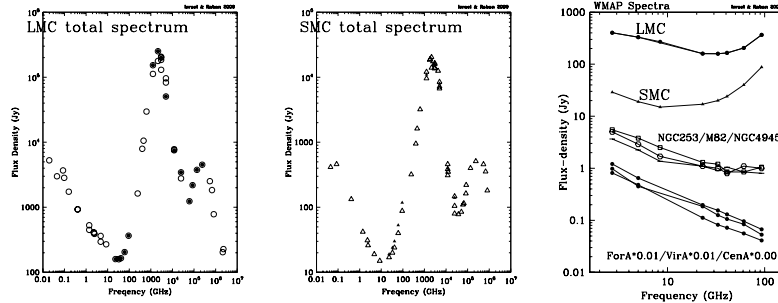


Fig. 3. In the LMC (left) and SMC (center) spectra, ranging from low-frequency radio range to the ultraviolet, the presence of Rayleigh-Jeans excess emission in the 30-1000 GHz range is clearly visible. When we compare emission of these galaxies in the 10-100 GHz range (right) to that of strong extragalactic radio sources (nonthermal spectrum throughout) and starburst galaxies (mostly thermal spectra), the magnitude of the RJ excess in the Magellanic Clouds is even more pronounced (Israel et al. 2009).

explanation is the erosion of large dust particles changing the balance between big grains in thermal equilibrium and stochastically heated very small grains, leading to a preponderance of the latter. The RJ excess then represents the nonthermal emission from the cold tail of the temperature distribution of the small grains.

A difficulty in interpreting the local RJ excess emission is our lack of absolute sub-mm measurements within the Milky Way, and an even greater difficulty in extragalactic studies is the lack of spatial (linear) resolution and hence wide range of temperatures within a single beam. Detailed observations of the Magellanic Clouds in the far-infrared, sub-millimeter range would address this problem. Specifically, it would allow us to (i) obtain accurate dust mass estimates, (ii) provide us in detail with the dust response to various local radiation field intensities, (iii) reveal the metallicity dependence of these dust responses, and (iv) establish the relation between dust processing, and molecular gas photo-dissociation.

6 A proposed FIR/Sub-mm observing program

At present, no systematic far-infrared/sub-millimeter survey of either LMC or SMC exists. Short-wards of 200 microns, IRAS and Spitzer maps are available, not allowing, however, to investigate the crucial sub-millimeter excess. This may become possible, for the first time, if the Herschel Space Observatory mission is successful. One of its accepted Open Time Key Programmes aims at conducting uniform surveys of the LMC and the SMC in the 250, 350 and 500 micron bands.

However, the limited aperture of the Herschel Space Observatory allows for very big improvement - in fact essential to solving the problems sketched above -

by using the best possible site on Earth to conduct ground-based surveys of the Clouds in the 200, 350, and 450 micron bands with a large 25 m class telescope. Such a telescope would be extremely sensitive, with a 50 times larger collecting, and it would have a linear resolution 7 times higher. With such resolutions and sensitivities, we will be able to systematically sample interstellar conditions on scales of 1-2 parsec. These scales, that correspond the spheres of influence of individual stars, are completely out of reach of the Spitzer and Herschel surveys. The dust maps will show the distribution of (cool) dust on linear scales corresponding to typical gas column densities of the order of 10^{21} H-atoms/cm², the threshold for the phase change of atomic into molecular hydrogen.

A similar argument can be presented in favour of sub-millimeter spectroscopy. Under moderately good daytime conditions, 440-900 GHz frequency atmospheric opacities allow straightforward mapping of the higher ¹²CO and ¹³CO transitions ($J=4-3$ to $J=8-7$), the only two relevant C^o transitions, and e.g. the $J=5-4$ and $J=8-7$ transitions of HCN, HNC, and HCO⁺ that together allow us to model the moderately warm dense and very dense molecular gas. Under exceptional conditions, even the very important C⁺ line at 9000 GHz (157 μ m) may be accessible.

The resulting images will provide unique insight in the conditions dominating dust in the interstellar medium of galaxies. They will be relatively little affected by large temperature-related uncertainties, and allow study of the coldest ISM dust in the Magellanic Clouds. The high resolution also will provide even much better identification of embedded young stellar objects (YSOs). The variation in dust properties gleaned from the dust maps together with the inventory of radiation sources and gas densities obtained from other already existing data-sets will allow us, in particular, to study changes in interstellar grain excitation and size distribution, i.e. follow in detail the process of dust particle erosion in areas dominated by radiation, by shocks, and at significantly different metallicities.

It will not be necessary to survey the full extent of the Magellanic Clouds. We may use the lower resolution, less sensitive Spitzer and Herschel surveys to select specific emission regions, and specific sectors of the Clouds for more detailed and more sensitive imaging. Depending on the scope of such a program, emission in both LMC and SMC may then be probed an order of magnitude deeper than in these maps. This is important, because the observations will then reach low-mass, low-surface column density dust and gas representative of the diffuse ISM, which will not be reached by the Herschel results. This diffuse ISM may be the most susceptible to the processing effects we intend to study.

Such an observing program benefits not only from the superb quality of the Antarctic site, but also from the fact that the Magellanic Clouds are circumpolar, and *always* high in the sky: round-the-clock observing is quite feasible.

The first part of a dedicated Magellanic Cloud observing program, detailed and full modelling of dust, should be based on the availability of large, many-pixel bolometer arrays allowing simultaneous multiband mapping. With only a modest extrapolation of present-day capabilities we estimate that continuum mapping of essential Cloud sections can be completed in a year's time, assuming 12hr/day observing. The second part, full and detailed modelling of warm, moderately

dense molecular gas using observations of C, CO, and its isotopes, also must be based on the availability of large, many-pixel hetero-dyne arrays operating at various frequencies. Again assuming 12 hrs/day observing, this part requires 2-4 years for completion depending on the scope of the program and the technical capabilities of the then available arrays. The results of this part of the program can be complemented and completed with a full detailed modelling of the subset of warm and very dense clouds, using the more complex molecules as tracers in 1-2 years additional time. Thus, we envision use of a large sub-millimeter telescope on the best Antarctic site to carry out a program to fully characterize the Magellanic Clouds interstellar medium constitution and energetics

References

- Bendo, G.J. *et al.* 2006, Ap.J., 645, 134
Bloemen, J.B.G.M. *et al.* 1986, A&A, 154 ,25
Draine, B.T., & Anderson, N., 1985, Ap.J., 292, 494
Dufour, R. *et al.* 1982, Ap.J, 252, 461
Dumke, M. *et al.* 2004, A&A, 414, 475
Feast, M., 1999, PASP, 111, 775
Israel, F.P., 1997, A&A, 328, 471
Israel, F., 2001, in 'Molecular hydrogen in space', Cambridge Univ. Press, UK, Ed.F. Combes, & G. Pineau des Forêts, p.293
Jones, A.P. *et al.* 1994, Ap.J., 433, 797
Jones, A.P, *et al.* 1996, Ap.J., 469, 740
Keller, S.C., & Wood, P.R., 2006, Ap.J., 642, 834
Léger, A., & Puget, J.L., 1984 A&A, 137, L5
Leroy, A. *et al.* 2007, Ap.J., 663, 990
Leroy, A. *et al.* 2009, Ap.J., in press
Li, A., & Draine, B.T., 2001, Ap.J., 554, 778
Lisenfeld U. *et al.* 2002, A&A, 382, 860
Madden, S.C. *et al.* 1997, Ap.J., 483, 200
Mathis, J.S. *et al.* 1977, Ap.J., 217, 425
Mochizuki, K. *et al.* 1994, Ap.J.L, 430, L37
Myers, P.C., 2005, Ap.J., 623, 280
Myers, P.C., 2008, Ap.J., 687, 340
Popescu, C.C., *et al.* 2002, Ap.J., 567, 221
Reach, W.T. *et al.* 1995, Ap.J., 451, 188
Strong, A. W. *et al.* 2004, A&A, 422, L47
van der Marel, R., & Cioni, M.-R., 2001, A.J., 122, 1807
van der Marel, R. *et al.* 2002, A.J., 124, 2639
Weingartner, J.C., & Draine, B.T., 2001, Ap.J., 548, 296
Whitney, B. *et al.* 2008, A.J., 136, 18
Wilke, C.O. *et al.* 2003, A&A, 401, 873
Zubko, V. *et al.* 2004, Ap.J.S., 152, 211