

# General properties of response functions of nonequilibrium steady states

Akira Shimizu\*

Department of Basic Science, University of Tokyo, 3-8-1 Komaba, Meguro-City, Tokyo 153-8902

Tatsuro Yuge†

Institute for International Advanced Interdisciplinary Research, Tohoku University, Miyagi 980-8578

(Dated: February 26, 2019)

We derive general properties, which hold for both quantum and classical systems, of response functions of nonequilibrium steady states. We clarify differences from those of equilibrium states. Since almost no assumptions are made, our results are applicable to diverse physical systems.

PACS numbers: 05.70.Ln, 05.60.Gg, 05.60.Cd, 72.10.Bg, 05.40.-a

Stable states of macroscopic systems can be well characterized by their responses to external probe fields. When the probe fields are weak, the responses are linear functions of the probe fields. General properties of the linear response functions are well-known for equilibrium states [1, 2]. In contrast, those for nonequilibrium steady states (NESSs) are not well understood yet, although NESSs have been attracting much attention for long years and many advances have been made [3, 4, 5, 6, 7, 8, 9, 10, 11]. The purpose of the present work is to derive general properties of the linear response functions of NESSs and to clarify which properties are common or different between NESSs and equilibrium states. We also confirm some of the properties by a molecular dynamic (MD) simulation of a many-body interacting system.

*Response function of NESS* – Suppose that a strong static field  $F$  is applied to the target system (the macroscopic system of our interest), and a NESS is realized for a sufficiently long time, i.e., for  $[t_{\text{in}}, t_{\text{out}}]$ , where  $t_{\text{out}} - t_{\text{in}}$  is macroscopically long. In such a NESS every macroscopic variable  $A$  takes a constant value  $\langle A \rangle_F$  in the sense that its expectation value at time  $t$  behaves as

$$\langle A \rangle_F^t = \langle A \rangle_F + o(\langle A \rangle). \quad (1)$$

Here,  $o(\langle A \rangle)$  represents a (time-dependent) term which is negligibly small in the sense that  $o(\langle A \rangle)/\langle A \rangle \rightarrow 0$  as  $V \rightarrow \infty$ , where  $V$  denotes the volume of the target system and  $\langle A \rangle$  a typical value of  $A$ . When  $A$  is the energy  $U$ , e.g.,  $\langle U \rangle = O(V)$  and  $\langle U \rangle_F^t = \langle U \rangle_F + o(V)$ .

Suppose that a weak and time-dependent probe field  $f(t)$  is applied, in addition to  $F$ , to the target system for  $t \geq t_0$ , where  $t_{\text{in}} < t_0 \leq t < t_{\text{out}}$ . We are interested in the response of the NESS to  $f(t)$ . Specifically, we focus on the response,

$$\Delta A(t) \equiv \langle A \rangle_{F+f}^t - \langle A \rangle_F, \quad (2)$$

of a macroscopic variable  $A$  of the target system. To the

linear order in  $f$ ,  $\Delta A(t)$  can be expressed as

$$\Delta A(t) = \int_{t_0}^t \Phi_F(t-t')f(t')dt', \quad (3)$$

which is called the *linear response relation*, as in the equilibrium case [1, 2]. This and the causality relation

$$\Phi_F(\tau) = 0 \text{ for } \tau < 0, \quad (4)$$

define the *response function*  $\Phi_F(\tau)$  of the NESS.

*Microscopic expression of  $\Phi_F$*  – Equations (3) and (4) do not refer to microscopic physics at all – they are phenomenological equations which are closed in a macroscopic level. We now relate them to microscopic physics by deriving a microscopic expression of  $\Phi_F(\tau)$ .

Since we are interested in *general* properties of NESSs, we do *not* employ perturbation expansion with respect to *both*  $F$  and  $f(t)$  [4, 10], which is valid only in limited physical situations. To treat  $F$  non-perturbatively, we consider a large *isolated* system which includes the target system, a driving source that generates  $F$ , and a heat reservoir. When the target system is an electrical conductor, e.g., the driving source may be a battery, the heat reservoir may be the air, and the isolated system is the total system that includes them all, as shown in Fig. 1. We do *not* include the source of a probe field  $f$  in this total system, and assume that  $f$  gives rise to the interaction term  $-\hat{B}f(t)$ , where  $\hat{B}$  is a macroscopic variable of the target system. We denote the Hamiltonian of the total system without this interaction term by  $\hat{H}^{\text{tot}}$ . Hence, the density operator of the total system  $\hat{\rho}_{F+f}^{\text{tot}}(t)$  evolves as

$$i\hbar \frac{\partial}{\partial t} \hat{\rho}_{F+f}^{\text{tot}}(t) = [\hat{H}^{\text{tot}} - \hat{B}f(t), \hat{\rho}_{F+f}^{\text{tot}}(t)]. \quad (5)$$

We denote  $\hat{\rho}_{F+f}^{\text{tot}}(t)$  with  $f = 0$  by  $\hat{\rho}_F^{\text{tot}}(t)$ . When  $f = 0$ , the reduced density operator of the target system is

$$\hat{\rho}_F \equiv \text{Tr}' [\hat{\rho}_F^{\text{tot}}(t)], \quad (6)$$

where  $\text{Tr}'$  denotes the trace operation over the degrees of freedom other than those of the target system. For

\*Electronic address: shmz@ASone.c.u-tokyo.ac.jp

†Electronic address: yuge@m.tains.tohoku.ac.jp

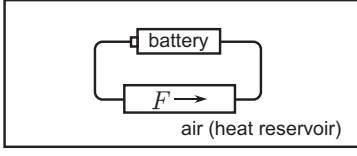


FIG. 1: A large isolated system which includes an electrical conductor, a battery, a heat reservoir, and so on.

a time interval  $[t_{\text{in}}, t_{\text{out}}]$ , a NESS is realized in the target system (while the driving source such as a battery is not in a steady state), and, according to Eq. (1), we can regard  $\hat{\rho}_F$  as being independent of  $t$  as far as macroscopic variables are concerned. Unlike the equilibrium case, however, explicit form of  $\hat{\rho}_F$  is unknown.

When  $f \neq 0$ ,  $\hat{\rho}_F^{\text{tot}}(t)$  is changed into  $\hat{\rho}_{F+f}^{\text{tot}}(t)$ . We assume that the NESS is stable against small perturbations. That is, after small perturbations are removed the target system returns to the same NESS as that before they were applied. Except for NESSs of some soft matters and glass near a melting point, most NESSs, including those of electrical conductors and nonlinear optical materials [4, 5], satisfy this assumption.

For such NESSs, we can evaluate  $\Phi_F$  by evaluating the solution of Eq. (5) using a first-order perturbation expansion with respect to  $f$ . For an observable of interest,  $\hat{A}$ , of the target system, its response  $\Delta A(t) \equiv \text{Tr}[\hat{\rho}_{F+f}^{\text{tot}}(t)\hat{A}] - \text{Tr}[\hat{\rho}_F^{\text{tot}}(t_0)\hat{A}] = \text{Tr}[\hat{\rho}_{F+f}^{\text{tot}}(t)\hat{A}] - \text{Tr}[\hat{\rho}_F\hat{A}]$  is evaluated to the linear order in  $f$  as

$$\Delta A(t) = \int_{t_0}^t \frac{1}{i\hbar} \text{Tr} \left( \hat{\rho}_F^{\text{tot}}(t') \left[ \hat{B}, \check{A}(t-t') \right] \right) f(t') dt', \quad (7)$$

where the symbol  $\check{\cdot}$  denotes an operator in the interaction picture, i.e.,  $\check{A}(t) \equiv e^{\frac{i}{\hbar} \hat{H}^{\text{tot}} t} \hat{A} e^{-\frac{i}{\hbar} \hat{H}^{\text{tot}} t}$ . From consistency with the macroscopic physics, Eq. (3),  $t'$  in  $\hat{\rho}_F^{\text{tot}}(t')$  in Eq. (7) must be irrelevant. Hence, we can take  $t'$  to be an arbitrary time (such as  $t_0$ ) in  $[t_{\text{in}}, t_{\text{out}}]$ , and simply write  $\hat{\rho}_F^{\text{tot}}(t')$  as  $\hat{\rho}_F^{\text{tot}}$ . We thus obtain a general formula;

$$\Phi_F^{AB}(\tau) = \frac{1}{i\hbar} \text{Tr} \left( \hat{\rho}_F^{\text{tot}} \left[ \hat{B}, \check{A}(\tau) \right] \right) \text{ for } \tau \geq 0. \quad (8)$$

Here, we denote  $\Phi_F(\tau)$  by  $\Phi_F^{AB}(\tau)$  to designate variables  $A$  and  $B$ . We call this microscopic expression of  $\Phi_F$  the *response-correlation relation* (RCR). For classical systems,  $[\hat{B}, \check{A}(\tau)]/i\hbar$  (and similar expressions in the following equations) should be replaced with the corresponding Poisson bracket.

*Fluctuation-dissipation and reciprocal relations* – Before deriving useful properties, we use the RCR to discuss why the fluctuation-dissipation relation (FDR) and the reciprocal relations (including the one that is generalized to finite frequencies [1]) are violated in NESSs.

When  $F = 0$ , the RCR reduces to the equilibrium RCR (see, e.g., Ref. [2]), in which  $\hat{\rho}_F^{\text{tot}}$  and  $\Phi_F^{AB}$  of Eq. (8) reduce to the equilibrium state  $\hat{\rho}_{\text{eq}}$  and its response function  $\Phi_{\text{eq}}^{AB}$ , respectively. When the canonical ensemble,

e.g., is employed, both  $\hat{\rho}_{\text{eq}} \propto e^{-\beta \hat{H}^{\text{tot}}}$  and  $e^{\frac{i}{\hbar} \hat{H}^{\text{tot}} t}$  (which defines  $\check{A}(\tau)$ ) are exponential functions of  $\hat{H}^{\text{tot}}$ . Using this fact, we can recast the equilibrium RCR as

$$\Phi_{\text{eq}}^{AB}(\tau) = \frac{1}{k_B T} \langle \dot{\hat{B}}(0); \check{A}(\tau) \rangle_{\text{eq}}, \quad (9)$$

where  $\langle \cdot; \cdot \rangle_{\text{eq}}$  denotes the canonical correlation [1]. This result is known as the Kubo formula, from which one can easily derive the FDR and the reciprocal relations [1, 2].

When  $F \neq 0$ , in contrast,  $\hat{\rho}_F^{\text{tot}}$  (although its explicit form is unknown) cannot be an exponential function of  $\hat{H}^{\text{tot}}$  only. As a result, the RCR cannot be rewritten into a form similar to Eq. (9). That is, the RCR holds both for equilibrium states and for NESSs, whereas it is equivalent to the Kubo formula only for the former. As a result, the FDR and the reciprocal relations are violated in NESSs. The difference between the right-hand side of the RCR and the corresponding one of the FDR is the violating term.

*Properties derived from the phenomenological equations* – Equations (3) and (4) take the same forms as those for the response of equilibrium states. Therefore, among many properties of  $\Phi_{\text{eq}}$ , those derivable only from Eqs. (3) and (4) (without using the Kubo formula) hold also for  $\Phi_F$ . For example, the Fourier transform [12]

$$\Xi_F(\omega) \equiv \int_{-\infty}^{\infty} \Phi_F(\tau) e^{i\omega\tau} d\tau \quad (10)$$

satisfies the dispersion relations,

$$\text{Re } \Xi_F(\omega) = \int_{-\infty}^{\infty} \frac{\mathcal{P}}{\omega' - \omega} \text{Im } \Xi_F(\omega') \frac{d\omega'}{\pi}, \quad (11)$$

$$\text{Im } \Xi_F(\omega) = - \int_{-\infty}^{\infty} \frac{\mathcal{P}}{\omega' - \omega} \text{Re } \Xi_F(\omega') \frac{d\omega'}{\pi}. \quad (12)$$

We also see that  $\text{Re } \Xi_F(\omega)$  is even, whereas  $\text{Im } \Xi_F(\omega)$  is odd. We can also derive many other properties such as the moment sum rules [1].

*Properties derived from the RCR and the phenomenological equations* – For  $F = 0$ , many properties were previously derived for  $\Phi_{\text{eq}}$  from the Kubo formula [1, 2]. As discussed above, some of them (such as the FDR) are violated for  $\Phi_F$  when  $F \neq 0$ . However, the other properties of  $\Phi_{\text{eq}}$  can actually be derived from the RCR without using the Kubo formula, although they were often derived from the Kubo formula (or similar expressions) in the literature. Basically, such properties hold also for  $\Phi_F$  because the RCR holds even when  $F \neq 0$ . We now present them. Note that although their *forms* are similar to those for  $\Phi_{\text{eq}}$  [1, 2], their *values* are often different between  $\Phi_F$  and  $\Phi_{\text{eq}}$ , as will be illustrated later.

Integration of  $\Xi_F^{AB}(\omega)$  yields  $\int_{-\infty}^{\infty} \Xi_F^{AB}(\omega) d\omega/\pi = \Phi_F^{AB}(+0) = \text{Tr}(\hat{\rho}_F^{\text{tot}}[\hat{B}, \check{A}(0)])/i\hbar$ . Since  $\check{A}(0) (= \hat{A})$  and  $\hat{B}$  are operators of the target system, we obtain the following sum rule for  $\text{Re } \Xi_F^{AB}$ ;

$$\int_{-\infty}^{\infty} \text{Re } \Xi_F^{AB}(\omega) \frac{d\omega}{\pi} = \frac{1}{i\hbar} \text{Tr} \left( \hat{\rho}_F \left[ \hat{B}, \hat{A} \right] \right). \quad (13)$$

By integrating Eq. (10) by parts, multiplying the result with  $\omega$ , and integrating the resultant equation, we obtain the following sum rule for  $\text{Im } \Xi_F^{AB}$ ;

$$\int_{-\infty}^{\infty} \left\{ \omega \text{Im } \Xi_F^{AB}(\omega) - \frac{1}{i\hbar} \text{Tr} \left( \hat{\rho}_F [\hat{B}, \hat{A}] \right) \right\} \frac{d\omega}{\pi} = \frac{1}{i\hbar} \text{Tr} \left( \hat{\rho}_F [\hat{B}, \dot{\hat{A}}(0)] \right). \quad (14)$$

In the second line, we have replaced  $\hat{\rho}_F^{\text{tot}}$  with  $\hat{\rho}_F$  because  $\dot{\hat{A}}(0)$  is localized in the target system (since all physical interactions in  $\hat{H}^{\text{tot}}$  should be local interactions).

From these sum rules we can see the asymptotic behavior of  $\Xi_F^{AB}(\omega)$ . As  $|\omega|$  is increased,  $\Xi_F^{AB}(\omega)$  should decay quickly enough such that the integrals of Eqs. (13) and (14) converge. When  $\text{Tr}(\hat{\rho}_F [\hat{B}, \hat{A}]) \neq 0$ , in particular, we find

$$\text{Im } \Xi_F^{AB}(\omega) \sim \frac{1}{i\hbar\omega} \text{Tr} \left( \hat{\rho}_F [\hat{B}, \hat{A}] \right) \quad \text{for large } \omega. \quad (15)$$

As discussed above, the reciprocal relation for  $\Phi_{\text{eq}}^{AB}(t)$  does not hold for  $\Phi_F^{AB}(t)$ , i.e., for  $\Xi_F^{AB}(\omega)$  for *each*  $\omega$ . However, Eq. (13) yields

$$\int_{-\infty}^{\infty} \text{Re } \Xi_F^{AB}(\omega) d\omega = - \int_{-\infty}^{\infty} \text{Re } \Xi_F^{BA}(\omega) d\omega, \quad (16)$$

i.e., a reciprocal relation holds for the *integrated* values.

*Implications* – The left-hand side of Eq. (13) equals to  $\Phi_F^{AB}(+0)$ , which however is hardly measurable in real physical systems. In contrast,  $\text{Re } \Xi_F^{AB}(\omega)$  is easily measurable in a certain finite range of  $\omega$ . For higher  $\omega$ , which is out of such a range,  $\text{Re } \Xi_F^{AB}(\omega)$  decays quickly, as shown above. Hence, one does not necessarily have to measure it for higher  $\omega$ . Therefore, Eq. (13) is most important and useful when one wants to get information on  $\text{Re } \Xi_F^{AB}(\omega)$  (rather than  $\Phi_F^{AB}(+0)$ ). The same can be said for Eqs. (14) and (16). These equations, like the corresponding ones for  $\Xi_{\text{eq}}^{AB}(\omega)$ , are very useful for measuring or theoretically calculating  $\Xi_F^{AB}(\omega)$ . For example, one can check experimental or theoretical results against them. One can also estimate  $\Xi_F^{AB}(\omega)$  in some range of  $\omega$  from the data of  $\Xi_F^{AB}(\omega)$  in another range. Furthermore, we can see the following.

According to Eq. (13), the sum value (integral) of  $\text{Re } \Xi_F(\omega)$  equals to  $\langle \hat{C} \rangle_F$ , where  $\langle \cdot \rangle_F \equiv \text{Tr}(\hat{\rho}_F \cdot)$  and  $\hat{C} \equiv [\hat{B}, \hat{A}]/i\hbar$ . Since this is an equal-time commutator,  $\hat{C}$  depends neither on the Hamiltonian nor on the state. There is no difference in  $\hat{C}$  between free particles and interacting ones or between equilibrium states and NESSs. Only through  $\hat{\rho}_F$  the sum value can be affected by these factors.

When  $\hat{A}$  and  $\hat{B}$  are linear functions of canonical variables, in particular,  $\hat{C} \propto \hat{1}$  (identity operator) and hence the sum takes the same value for every state. More generally, we can say the same when  $\hat{C}$  is a constant of motion. For example, suppose that the target system is an electrical conductor of length  $L$ . A static electric field  $F$  is

applied in the  $x$  direction (along the conductor). Let  $\hat{q}_x^j$  and  $\hat{p}_x^j$  be the  $x$  components of the position and momentum, respectively, of the  $j$ th electron in the conductor. Then,  $\hat{B} = \sum_j e \hat{q}_x^j$ , and the electric current averaged over the  $x$  direction may be given by

$$\hat{I} \equiv \frac{1}{L} \sum_j \frac{e}{m} \hat{p}_x^j, \quad (17)$$

where  $m$  is electron's mass. If one is interested in  $\hat{I}$ , putting  $\hat{A} = \hat{I}$  yields  $\hat{C} = (e^2 N_e / mL) \hat{1}$ , where  $N_e$  is the number of electrons in the conductor. We thus find

$$\int_{-\infty}^{\infty} \text{Re } \Xi_F^{IB}(\omega) \frac{d\omega}{\pi} = \frac{e^2 N_e}{mL}, \quad (18)$$

which is independent of  $F$ . Generally,  $\text{Re } \Xi_F^{IB}(\omega)$  for low  $\omega$  depends strongly on  $F$  for large  $|F|$ . For high  $\omega$ , on the other hand, it is expected that  $\text{Re } \Xi_F^{IB}(\omega)$  would be insensitive to  $F$  because each particle would not collide with other particles in a short time period  $\sim 1/\omega$ . (These facts will be illustrated later.) From these viewpoints, Eq. (18) may be counterintuitive, and therefore is useful.

Regarding  $\text{Im } \Xi_F^{IB}$ , we can apply Eqs. (14) and (15). For example, the latter yields

$$\omega \text{Im } \Xi_F^{IB}(\omega) \sim \frac{e^2 N_e}{mL} \quad \text{for large } \omega, \quad (19)$$

which is also independent of  $F$ .

For more general cases where  $\hat{C}$  becomes a nonconserved quantity, the sum value generally depends on  $F$ . For example, if one is interested in  $\hat{I}^2$  (to investigate, e.g., current fluctuation) in the above example, putting  $\hat{A} = \hat{I}^2$  yields  $\hat{C} = (2e^2 N_e / mL) \hat{I}$ . We thus find

$$\int_{-\infty}^{\infty} \text{Re } \Xi_F^{I^2 B}(\omega) \frac{d\omega}{\pi} = \frac{2e^2 N_e}{mL} \langle I \rangle_F, \quad (20)$$

which depends strongly on  $F$ . This fact demonstrates that although the *form* of Eq. (13) is similar to the corresponding sum rule for  $\Phi_{\text{eq}}$  [1, 2], their *values* can be very different.

*Numerical example* – Finally, we illustrate the validity of Eqs. (18) and (19) by an MD simulation of a model of a classical two-dimensional electrical conductor [13, 14, 15]. The model includes  $N_e$  electrons ( $e$ ),  $N_p$  phonons ( $p$ ) and  $N_i$  impurities ( $i$ ), where  $N_e, N_p, N_i \gg 1$ . The  $e$ - $e$ ,  $e$ - $p$ ,  $e$ - $i$ ,  $p$ - $p$  and  $p$ - $i$  interactions are all present, whereas the static electric field  $F$  acts only on electrons. The energy of this many-body system is dissipated through thermal walls (which simulate a heat reservoir) for phonons, and a NESS is realized for each value of  $F$ . Except for the thermal walls for phonons, this model is a genuine mechanical one. For NESSs at large  $|F|$ , we previously confirmed the following: (i)  $\langle I \rangle_F$  is nonlinear in  $F$  [13], (ii) the long-time tail is strongly modified [14], and (iii) the FDR is significantly violated [15].

To compute  $\Xi_F^{IB}(\omega)$ , we take the probe field  $f(t)$  to be monochromatic;  $f(t) \propto \sin(\omega t)$ . We apply it in the  $x$

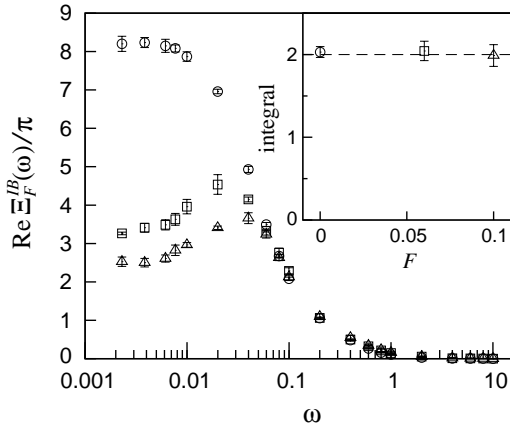


FIG. 2:  $\text{Re } \Xi_F^{IB}(\omega)/\pi$  for  $F = 0$  (circles),  $0.06$  (squares) and  $0.1$  (triangles). The inset shows the  $\omega$ -integral of  $\text{Re } \Xi_F^{IB}(\omega)/\pi$  plotted against  $F$ , where the dashed line represents the right-hand side of Eq. (18).

direction in addition to  $F$ , and perform an MD simulation, in which we here take  $e = m = 1$ ,  $N_e = 1500$ ,  $N_p = 1500$ ,  $N_i = 500$  and  $L = 750$ . By calculating the classical counterpart of  $\hat{I}(t)$  of Eq. (17) for a sufficiently long time ( $\gg 1/\omega$ ), we obtain  $\Xi_F^{IB}(\omega)$ . This procedure is repeated for various values of  $\omega$  and  $F$ .

Figure 2 shows  $\omega$ -dependences of  $\text{Re } \Xi_F^{IB}(\omega)/\pi$  for three different values of  $F$ . At low frequencies  $\text{Re } \Xi_F^{IB}(\omega)$  depends strongly on  $F$ , i.e., the response is nonlinear. At high frequencies, the  $F$ -dependence looks quite weak. However, since the horizontal axis of this plot is not  $\omega$  but  $\log \omega$ , small differences in  $\text{Re } \Xi_F^{IB}(\omega)$  at high frequencies contribute significantly to the  $\omega$ -integral of Eq. (18). As a result, the integral over all  $\omega$  (i.e., the left-hand side of Eq. (18)) becomes independent of  $F$  (within possible numerical errors), as shown in the inset of Fig. 2. Moreover, the value of the integral agrees with that predicted by Eq. (18).

Figure 3 shows  $\omega$ -dependences of  $\omega \text{Im } \Xi_F^{IB}(\omega)$  for three different values of  $F$ . We observe that as  $\omega$  is increased  $\omega \text{Im } \Xi_F^{IB}(\omega)$  approaches the same asymptotic value, which agrees with that predicted by Eq. (19), for all values of  $F$ .

We have thus confirmed Eqs. (18) and (19), which have been derived from the general results, Eqs. (13) and (15), respectively. Conversely, the agreement of our numerical results with the general results indicates that our MD simulation well describes NESSs and their responses. This converse viewpoint is useful for numerical or any other theoretical calculations on NESSs: Their validity can be checked against the general results of the present paper, *even for large*  $|F|$ . In contrast, a typical conventional method is to check results against the FDR, which holds *only for small*  $|F|$ .

*Concluding remarks* – For response functions of NESSs, we have derived general properties, Eqs. (11)-(16). Although results similar to some of our results

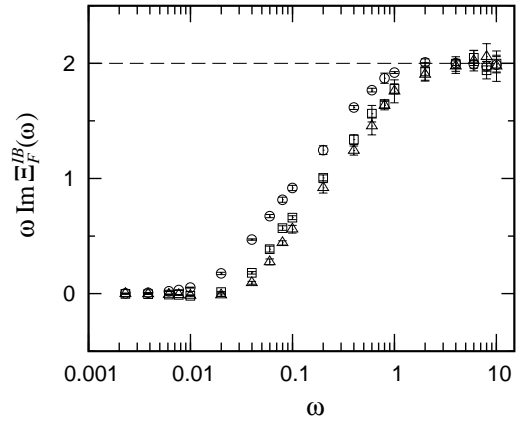


FIG. 3:  $\omega \text{Im } \Xi_F^{IB}(\omega)$  for  $F = 0$  (circles),  $0.06$  (squares) and  $0.1$  (triangles). The dashed line represents the right-hand side of Eq. (19).

might have been derived previously on specific models or under limited assumptions, our results and proof are most general because no assumption has been made except that the NESSs are assumed to be stable. Further generalization to the case of time-dependent and/or spatially-varying  $F$  (and/or  $f$ ) is straightforward.

This work was supported by KAKENHI No. 19540415 and the Grant-in-Aid for the GCOE Program “Weaving Science Web beyond Particle-Matter Hierarchy”.

[1] R. Kubo, M. Toda, and N. Hashitsume, *Statistical Physics II: Nonequilibrium Statistical Mechanics* (Springer-Verlag, Berlin, 1985).  
[2] D. N. Zubarev, *Nonequilibrium Statistical Thermodynamics* (Plenum Press, New York, 1974).  
[3] L. V. Keldysh, JETP **20**, 1018 (1965); J. Rammer, *Quantum Field Theory of Non-equilibrium states* (Cambridge University Press, Cambridge, 2007).  
[4] Y. R. Shen, *The Principles of Nonlinear Optics* (John Wiley & Sons, New York, 1984).  
[5] H. Haug ed., *Optical Nonlinearities and Instabilities in Semiconductors* (Academic Press, San Diego, 1988).

[6] A. Shimizu and M. Ueda, Phys. Rev. Lett. **69**, 1403 (1992); Erratum, *ibid* **86**, 3694 (2001).  
[7] Y. Oono and M. Paniconi, Prog. Theor. Phys., Suppl. **130**, 29 (1998).  
[8] D. J. Evans and D. J. Searles, Advances in Physics **51**, 1529 (2002).  
[9] T. Harada and S.-i. Sasa, Phys. Rev. Lett. **95** (2005) 130602.  
[10] D. Andrieux and P. Gaspard, J. Stat. Mech. P02006 (2007).  
[11] M. Baiesi, C. Maes and B. Wynants, Phys. Rev. Lett. **103**, 010602 (2009).

- [12] For stable NESSs, we expect that  $|\Phi_F(t)|$  is integrable over  $(-\infty, +\infty)$ , and hence  $\Xi_F(\omega)$  should be continuous.
- [13] T. Yuge, N. Ito and A. Shimizu, J. Phys. Soc. Jpn. **74**, 1895 (2005).
- [14] T. Yuge and A. Shimizu, J. Phys. Soc. Jpn. **76**, 093001 (2007); T. Yuge and A. Shimizu, Prog. Theor. Phys. Suppl. **178**, 64 (2009).
- [15] T. Yuge and A. Shimizu, J. Phys. Soc. Jpn. **78**, 083001 (2009).