

Anomalous Finite Size Effects on Surface States in the Topological Insulator Bi_2Se_3

Jacob Linder,¹ Takehito Yokoyama,² and Asle Sudbø¹

¹*Department of Physics, Norwegian University of Science and Technology, N-7491 Trondheim, Norway*

²*Department of Applied Physics, University of Tokyo, Tokyo 113-8656, Japan*

(Dated: Received May 6, 2022)

We study how the surface states in the strong topological insulator Bi_2Se_3 are influenced by finite size effects, and compare our results with those recently obtained for 2D topological insulator HgTe. We demonstrate two important distinctions: (i) contrary to HgTe, the surface-states in Bi_2Se_3 display a remarkable robustness towards decreasing the width L down to a few nm, thus ensuring that the topological surface states remain intact, and (ii) the gapping due to the hybridization of the surface states features an oscillating exponential decay as a function of L in Bi_2Se_3 in sharp contrast to HgTe. Our findings suggest that Bi_2Se_3 is suitable for nanoscale applications in quantum computing or spintronics. Also, we propose a way to experimentally detect both of the predicted effects.

PACS numbers: 73.43.-f, 72.25.Dc, 85.75.-d

Introduction. The class of materials displaying a topological insulating state are currently being intensely investigated [1]. This is due to the topological protection of the conducting states that form at the edges (in 2D) or surfaces (in 3D) of such materials, whereas the bulk states remain insulating due to a charge excitation gap. This distinguishes topological insulators (TIs) from conventional insulators that do not feature such edge/surface states, and introduces several interesting effects [2, 3, 4, 5, 6, 7, 8, 9, 10, 11, 12]. In particular, TIs could find use in quantum computation since the topologically protected edge/surface states remain insensitive to disorder [13, 14, 15, 16].

It has recently been realized that Bi_2Se_3 is a three-dimensional topological insulator with a large charge excitation gap in the bulk [17]. The surface states have an energy dispersion that is linear in momentum and thus form a Dirac cone at low energy, similarly to graphene. In stark contrast, however, Kramer's theorem does not guarantee the survival of the edge states in graphene in the presence of perturbations since it holds an even number of Dirac cones inside the Fermi contour [7]. In Bi_2Se_3 , the number of Dirac points inside the Fermi arc is odd which activates the protection from Kramer's degeneracy theorem.

The prospect of utilizing the protected surface states in topological insulators such as Bi_2Se_3 in actual devices related to quantum computing or spintronics demands that finite size effects are taken seriously. This fact is underlined by the finding of Ref. [18] which showed that the edge states of HgTe quantum wells become gapped due to a finite-size effect as the width L is decreased. The gapping was shown to become experimentally measurable around $L \simeq 200$ nm, suggesting that the material loses its exotic edge state properties in this region. Clearly, this places severe restrictions on potential use of HgTe quantum wells in applications on the nm-scale.

In this Letter, we will demonstrate how the situation changes dramatically when considering Bi_2Se_3 . Within a combined analytical and numerical approach, we show how the surface states in Bi_2Se_3 display a remarkable robustness towards finite-size effects, becoming measurably gapped only

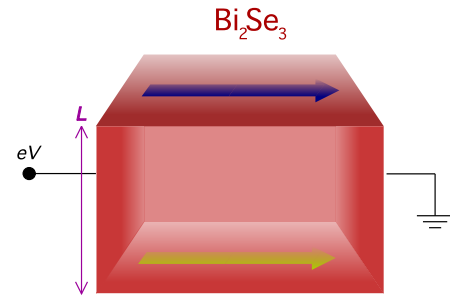


FIG. 1: (Color online) Suggested experimental setup: two-terminal geometry with the topological insulator Bi_2Se_3 . The direction of the current carried by the surface states is shown by the arrows, and the width of the sample is L . For $L \sim 2\hbar v_F/|M|$, finite-size effects become important. Here, $|M|$ is the bulk charge excitation gap.

when the width drops to a few nm. This means that samples of Bi_2Se_3 can be made several tens of times smaller than HgTe while still retaining their characteristic surface states giving rise to the quantum spin Hall effect. We explain this observation in terms of the large charge excitation gap $|M|$ in Bi_2Se_3 which gives rise to a very short localization length of the surface states. Moreover, we show how the finite-size induced gapping in the surface states displays a qualitatively different dependence on L in Bi_2Se_3 compared to HgTe, namely an oscillating exponential decay. Both of these effects can be measured in a two-terminal geometry as sketched in Fig. 1.

Theory. The effective low-energy Hamiltonian for Bi_2Se_3 centered around the Γ point in the Brillouin Zone may be written as [17]:

$$\hat{\mathcal{H}} = \begin{pmatrix} \varepsilon_{\mathbf{k}} \mathbf{1} + \mathcal{M}_{\mathbf{k}} \tau_z + A_1 k_z \tau_x & A_2 k_- \tau_x \\ A_2 k_+ \tau_x & \varepsilon_{\mathbf{k}} \mathbf{1} + \mathcal{M}_{\mathbf{k}} \tau_z - A_1 k_z \tau_x \end{pmatrix}, \quad (1)$$

where we have defined the following quantities: $\varepsilon_{\mathbf{k}} = C + D_1 k_z^2 + D_2 k_{\perp}^2$, $\mathcal{M}_{\mathbf{k}} = M - B_1 k_z^2 - B_2 k_{\perp}^2$. Here, τ_z and τ_x are the Pauli matrices in standard notation, while the parameters $\{A_j, B_j, C, D_j, M\}$ describe the band-structure in Bi_2Se_3 , obtainable by first-principles calculations. Such a fit-

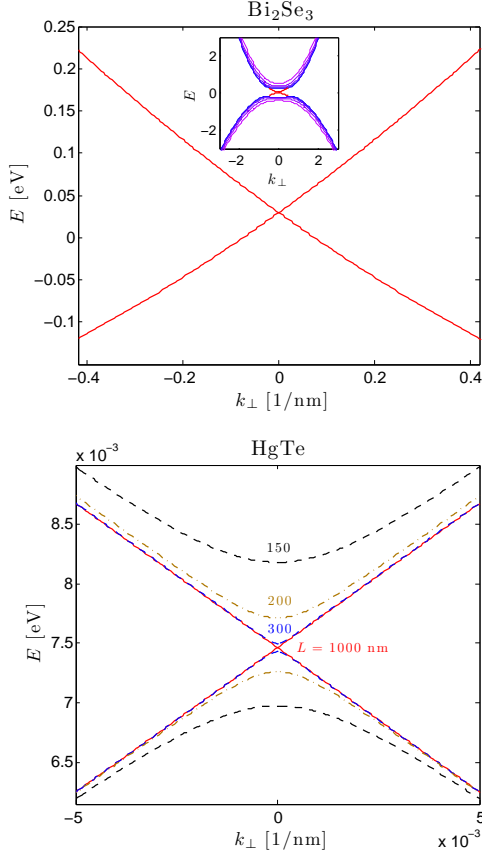


FIG. 2: (Color online) Plot of the surface/edge state energy dispersions versus the transverse momentum k_{\perp} in the case of Bi_2Se_3 and HgTe . For Bi_2Se_3 , we give only the result for $L = 1000$ nm since the dispersion remains completely unchanged down to $L = 150$ nm, in contrast to HgTe where a gap opens up. The inset of Bi_2Se_3 shows the bulk bands and the surface states with a gap of $2|M| = 0.56$ eV opening at the Γ point.

ting procedure was undertaken in Ref. [17], with the result $C = -6.8 \times 10^{-3}$ eV, $M = 0.28$ eV, and

$$\begin{aligned} A_1 &= 2.2 \text{ eV} \cdot \text{\AA}, \quad A_2 = 4.1 \text{ eV} \cdot \text{\AA}, \quad B_1 = 10 \text{ eV} \cdot \text{\AA}^2, \\ B_2 &= 56.6 \text{ eV} \cdot \text{\AA}^2, \quad D_1 = 1.3 \text{ eV} \cdot \text{\AA}^2, \quad D_2 = 19.6 \text{ eV} \cdot \text{\AA}^2. \end{aligned} \quad (2)$$

It should be noted that there is an anisotropy along the \hat{z} -axis and that the full 3D structure of Bi_2Se_3 has been taken into account. The basis Ψ we have used for the 4×4 Hamiltonian is $\Psi = (|P1_z^+, \uparrow\rangle, |P2_z^-, \uparrow\rangle, |P1_z^+, \downarrow\rangle, |P2_z^-, \downarrow\rangle)^{\text{tr}}$, where tr denotes the transpose operation. The above p -orbital states are the relevant ones near the Fermi level of Bi_2Se_3 and may be classified according to their parity \pm since inversion symmetry is preserved on the lattice. The states $|P1\rangle$ stem from the Bi atoms, whereas $|P2\rangle$ stems from the Se atoms. The $|P1_z^+, \sigma\rangle$ and $|P2_z^-, \sigma\rangle$ states ($\sigma = \uparrow, \downarrow$) have opposite parity and the order of them near the Fermi level is interchanged when spin-orbit coupling is taken into account [17]. In this

way, the spin-orbit coupling effect is responsible for driving the system into a topologically insulating phase.

It is interesting to observe that the Hamiltonian Eq. (1) contains spin-mixing terms due to the off-diagonal entries $A_2 k_{\pm} \tau_x$. This in contrast to the 2D topological insulator HgTe , which is diagonal in spin-space. As a result, one might expect new features in the spin-current of Bi_2Se_3 carried by the topological surface states.

Results and discussion. We will consider a finite width L in the z -direction with open boundary conditions at the edges, i.e. $\Psi(x, y, z = \pm L/2) = 0$. Since the translational symmetry is broken along the z -direction, we perform a Peierls substitution $k_z \rightarrow -i\partial_z$ in the Schrödinger equation $\hat{\mathcal{H}}\Psi = \varepsilon\Psi$. Assuming a plane-wave solution $\Psi \sim e^{\Lambda z}$, where Λ determines whether the mode is evanescent or propagating, we solve the secular equation to find the allowed eigenvalues for Λ . These read $\Lambda = \pm\Lambda_{\alpha}$, where

$$\Lambda_{\alpha} = [A_1^2 - 2D_1(C - \varepsilon + D_2 k_{\perp}^2) + 2B_1(B_2 k_{\perp}^2 - M) + \alpha\sqrt{R}]^{1/2} / \sqrt{2(B_1^2 - D_1^2)}, \quad \alpha = \pm 1, \quad (3)$$

with the definition $R = A_1^2[A_1^2 - 4D_1(C - \varepsilon + D_2 k_{\perp}^2) - 4B_1(M - B_2 k_{\perp}^2)] - 4A_2^2 k_{\perp}^2 (B_1^2 - D_1^2) + 4[B_1(C - \varepsilon + D_2 k_{\perp}^2) + D_1(M - B_2 k_{\perp}^2)]^2$. As demanded by consistency, Eq. (3) reduces to the result of [18] in the limiting case of zero anisotropy and $C = 0$. The total wavefunction Ψ is a superposition of the terms $e^{\pm\Lambda_{\alpha} z}$ with belonging normalization coefficients. The open boundary conditions at $z = \pm L/2$ allow us to write down an implicit equation for the energy eigenvalues of Ψ . The values of ε solving this equation then correspond to the bulk states and, where possible, surface-bound states. We arrive at the following energy eigenvalue equation:

$$\sum_{\alpha} \frac{t_{\alpha}}{t_{-\alpha}} = \frac{\Lambda_+^2 + \Lambda_-^2 - (\Lambda_+^2 - \Lambda_-^2)^2 (B_1^2 - D_1^2) / A_1^2}{\Lambda_+ \Lambda_-}, \quad (4)$$

where $t_{\alpha} = \tanh(\lambda_{\alpha} L/2)$. For arbitrary values of k_{\perp} , Eq. (4) cannot be solved analytically. Instead, we employ a numerical solution of Eq. (4) to find the allowed values of ε for a given value of k_{\perp} . All other material parameters are specified in Eq. (2).

To highlight the dramatic difference between the surface states in Bi_2Se_3 and the edge states in HgTe , we show in Fig. 2 the energy dispersion as a function of the transverse momentum k_{\perp} . The plots for HgTe were obtained by utilizing the results in Ref. [18]. In the lower panel, it is seen how a gap Δ opens between the edge states at the Γ point $k_{\perp} = 0$ as L decreases. Let us emphasize here that the gap Δ between the edge/surface states is to be distinguished from the gap $|M|$ between the bulk energy bands. For large $L \simeq 1000$ nm, the edge states remain ungapped for HgTe . In sharp contrast, the edge states in Bi_2Se_3 remain completely ungapped in the entire regime $L \in [150, 1000]$ nm considered in Fig. 2. In fact, we find that a measurable gap Δ does not begin to open until widths of $L \leq 10$ nm are reached. This fact suggests that much smaller samples that retain their conducting surface

states can be fabricated in the case of Bi_2Se_3 than in the case of HgTe , which is our first main result. Such an observation is crucial for the prospect of utilizing topological insulators such as Bi_2Se_3 and HgTe in applications linked to quantum computing or spintronics.

In order to understand the large quantitative difference between the necessary width L that induces gapping between the surface/edge states in Bi_2Se_3 and HgTe , we study more carefully the eigenvalues Λ_α . The physical interpretation of these quantities is that $\text{Re}\{\Lambda_\alpha\}$ corresponds to an inverse localization length (or, alternatively, penetration depth into the bulk) for the surface states. Therefore, the largest of the length scales $(\text{Re}\{\Lambda_+\})^{-1}$ and $(\text{Re}\{\Lambda_-\})^{-1}$ mainly determines the density profile for the surface states and their penetration into the bulk. We have verified numerically that $(\text{Re}\{\Lambda_-\})^{-1} \geq (\text{Re}\{\Lambda_+\})^{-1}$ for all energies inside the bulk gap $\pm|M|$ for both Bi_2Se_3 and HgTe , so that $\alpha = -1$ will determine the penetration depth of the surface states into the bulk. The penetration depth of the surface states can be estimated by $\xi = \hbar v_F/|M|$, where the Fermi velocity is provided by $v_F = A/\hbar$ for HgTe and $v_F = A_2/\hbar$ for Bi_2Se_3 [6, 17]. Since $A \simeq A_2$ while $|M|_{\text{Bi}_2\text{Se}_3} \gg |M|_{\text{HgTe}}$, the large difference in the distribution length of the surface/edge states stems from the sizable charge excitation gap $|M|$ in Bi_2Se_3 . It is tempting to draw an analogy to the midgap Andreev-bound states in d -wave superconductors induced at the interface which extend a distance into the bulk proportional to the inverse of the superconducting gap [19].

Our second main result is related to the manner in which the gap between the surface states in Bi_2Se_3 depends on the width L , in effect $\Delta = \Delta(L)$. It is instructive to first recall that $\Delta(L)$ in HgTe was shown to exhibit a purely exponential decay in Ref. [18]. To investigate the situation in Bi_2Se_3 , we have solved numerically for $\Delta(L)$ and plotted the result in Fig. 3. It is seen that a qualitatively different scenario from HgTe transpires: the decay with L is highly non-monotonous, and in fact features a superimposed oscillatory pattern on the exponential decay. The experimental signature of such an oscillatory decay would be to measure the conductance at a fixed chemical potential for several samples with different widths L and see how the conductance appears and reappears, as we shall describe below.

We now proceed to explain the origin of the oscillatory decay of the gap $\Delta(L)$ found in Bi_2Se_3 , considering the Γ point $k_\perp = 0$. The crucial observation in this context is that the eigenvalues Λ_α are *not purely real* in the bulk insulating regime $\varepsilon \in [C - |M|, C + |M|]$. This is in contrast to HgTe , where Λ_α are purely real in this regime. For Bi_2Se_3 , we find that $\Lambda_+ = \Lambda_-^*$ in $\varepsilon \in [C - |M|, C + |M|]$, as can be verified directly from Eqs. (2) and (3) since $R < 0$. As a consequence, whereas a gap dependence of the type $e^{-\Lambda L}$ found for HgTe [18] dictates an exponential decay, it will give a superimposed oscillatory pattern on top of the exponential decay in the case of Bi_2Se_3 . The natural question is then: is it possible to identify the reason for why $R < 0$ in Bi_2Se_3 whereas $R > 0$ in HgTe , leading to qualitatively different behavior of the sur-

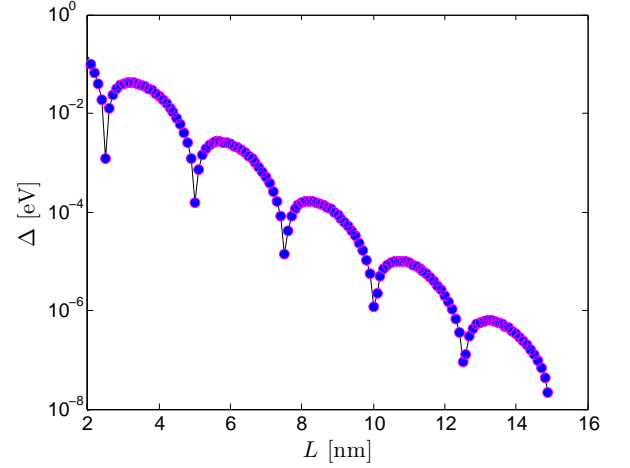


FIG. 3: (Color online) Plot of the finite-size induced gap Δ between the surface states at $k_\perp = 0$ for Bi_2Se_3 as a function of the width L . In contrast to HgTe where the decay with L is purely exponential, an oscillatory pattern is superimposed on the decay for Bi_2Se_3 .

face states gap? Analyzing the expression for R in Eq. (3) at $k_\perp = 0$, it is seen that neither the 3D nature or the anisotropy of the former material can be the reason, since there is no mixing between indices with subscript '1' and '2'. Therefore, $R < 0$ seems to occur as a direct result of the material parameters given in Eq. (2). In principle, since all the parameters in the effective Hamiltonian of HgTe depend on the thickness d of the sample (which also determines whether the material is in the trivial or topologically insulating state), it might be possible to obtain a conversion from exponential decay to oscillating decay also in HgTe , although this clearly warrants a separate investigation based on first-principles calculations.

Experimental signatures. The simplest way to experimentally detect both the gapping of the surface states and their unusual dependence on L is arguably a two-terminal geometry, as shown in Fig. 1. In that case, the conductance can be evaluated in the Landauer-Büttiker framework at a finite temperature T . Considering a zero-bias situation $eV \rightarrow 0$, the transmission coefficient \mathcal{T} may be written as $\mathcal{T}(\varepsilon) = N_c[\Theta(\varepsilon - \Delta/2) + \Theta(-\varepsilon - \Delta/2)]$, where Θ is the Heaviside-step function, N_c is the number of conducting channels on the surfaces $z = \pm L/2$, and ε is the electron energy measured relative to the center of the gap Δ . Similarly to Ref. [18], one arrives at the following expression for the conductance normalized against N_c : $G = \frac{e^2}{h} \{1 + [1 + e^{\beta(\Delta/2 - \mu)}]^{-1} - [1 + e^{\beta(-\Delta/2 - \mu)}]^{-1}\}$, with $\beta^{-1} = k_B T$ and μ being the chemical potential measured relative to the center of the gap Δ . As a direct consequence of the gap Δ , the conductance is suppressed as $T \rightarrow 0$. In Fig. 4, we plot the conductance as a function of L and the chemical potential μ , comparing the temperatures $T = 20$ K and $T = 200$ K. As seen, the conductance displays oscillations for a fixed μ , and the oscillation length depends on the value of the chemical potential. This is qualitatively completely different from HgTe , where the conductance dis-

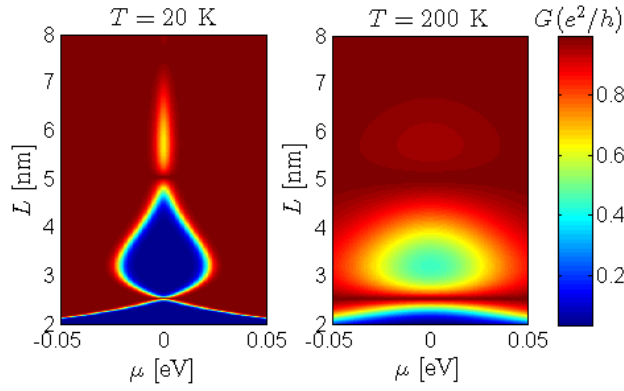


FIG. 4: (Color online) Plot of the two-terminal conductance at $T = 20$ K and $T = 200$ K as a function of μ and L .

plays a monotonic dependence on L . The oscillatory features become more smeared at elevated temperatures, as expected.

In summary, we have investigated finite size effects on the surface states in the strong topological insulator Bi_2Se_3 , comparing the results also with those recently reported for HgTe [18]. We demonstrate that the surface states respond differently to finite size effects in these materials, both quantitatively and qualitatively. First of all, while the edge states become measurably gapped around $L \simeq 200$ nm in HgTe [18], the surface-states in Bi_2Se_3 display a considerable robustness towards decreasing L and become measurably gapped around $L \simeq 10$ nm. In this way, the topological surface state remains intact for a wider range of widths L . Secondly, the gapping between the surface states features a qualitatively distinct dependence on L in Bi_2Se_3 compared to HgTe , namely an oscillatory decay with L which stems from the material parameters that give an eigenvalue pair Λ_α that are complex conjugates. Both of these effects can be experimentally detected in a two-

terminal geometry by varying the width and the chemical potential of the junction.

Acknowledgments. J.L. and A.S. were supported by the Research Council of Norway, Grants No. 158518/431 and No. 158547/431 (NANOMAT), and Grant No. 167498/V30 (STORFORSK). T.Y. acknowledges support by JSPS.

-
- [1] For a review, see *e.g.* M. König *et al.*, J. Phys. Soc. Jap. **77**, 031007 (2008) and references therein.
 - [2] C. L. Kane and E. J. Mele, Phys. Rev. Lett. **95**, 146802 (2005); *ibid* **95**, 226801 (2005).
 - [3] S. Murakami, Phys. Rev. Lett. **97**, 236805 (2006).
 - [4] B. A. Bernevig and S. C. Zhang, Phys. Rev. Lett. **96**, 106802 (2006).
 - [5] B. A. Bernevig *et al.*, Science **314**, 1757 (2006).
 - [6] M. König *et al.*, Science **318**, 766 (2007).
 - [7] L. Fu, C. L. Kane, and E. J. Mele, Phys. Rev. Lett. **98**, 106803 (2007); L. Fu and C. L. Kane, Phys. Rev. B **76**, 045302 (2007); J. E. Moore and L. Balents, Phys. Rev. B **75**, 121306(R) (2007).
 - [8] X.-L. Qi, T. Hughes, and S.-C. Zhang, Phys. Rev. B **78**, 195424 (2008).
 - [9] X.-L. Qi *et al.*, Science **323**, 1184 (2009).
 - [10] T. Yokoyama, Y. Tanaka, and N. Nagaosa, Phys. Rev. Lett. **102**, 166801 (2009).
 - [11] Y. Tanaka, T. Yokoyama, N. Nagaosa, arXiv:0907.2088
 - [12] T. Yokoyama, Y. Tanaka, N. Nagaosa, arXiv:0907.2810
 - [13] L. Fu and C. L. Kane, Phys. Rev. Lett. **100**, 096407 (2008).
 - [14] L. Fu and C. L. Kane, Phys. Rev. Lett. **102**, 216403 (2009).
 - [15] J. Nilsson, A. R. Akhmerov, and C.W. J. Beenakker, Phys. Rev. Lett. **101**, 120403 (2008).
 - [16] A. R. Akhmerov, J. Nilsson, and C.W.J. Beenakker, Phys. Rev. Lett. **102**, 216404 (2009).
 - [17] H. Zhang *et al.*, Nature Phys. **5**, 438 (2009)
 - [18] B. Zhou *et al.*, Phys. Rev. Lett **101**, 246807 (2008).
 - [19] C.-R. Hu, Phys. Rev. Lett. **72**, 1526 (1994).