

Infinitesimal rigidity of cone-manifolds and the Stoker problem for hyperbolic and Euclidean polyhedra

Rafe Mazzeo ^{*}
Stanford University

Grégoire Montcouquiol [†]
Université Paris-Sud

Abstract

The deformation theory of hyperbolic and Euclidean cone-manifolds with all cone angles less than 2π plays an important role in many problems in low dimensional topology and in the geometrization of 3-manifolds. Furthermore, various old conjectures dating back to Stoker about the moduli space of convex hyperbolic and Euclidean polyhedra can be reduced to the study of deformations of cone-manifolds by doubling a polyhedron across its faces. This deformation theory has been understood by Hodgson and Kerckhoff [7] when the singular set has no vertices, and by Weiss [32] when the cone angles are less than π . We prove here an infinitesimal rigidity result valid for cone angles less than 2π , stating that infinitesimal deformations which leave the dihedral angles fixed are trivial in the hyperbolic case, and reduce to some simple deformations in the Euclidean case. The method is to treat this as a problem concerning the deformation theory of singular Einstein metrics, and to apply analytic methods about elliptic operators on stratified spaces. This work is an important ingredient in the local deformation theory of cone-manifolds by the second author [22], see also the concurrent work by Weiss [33].

1 Introduction

A conjecture made by J.J. Stoker in 1968 [28] concerns the rigidity of convex polyhedra in three-dimensional constant curvature spaces. More specifically, he asked whether such a polyhedron is determined by its dihedral angles, i.e. the angles between its faces. In the Euclidean case, the existence of homotheties and translations of faces obviously contradicts rigidity, and Stoker asked the more precise question of whether the *internal* angles of each face are determined by the set of all dihedral angles of the polyhedron. On the other hand, in the spherical and hyperbolic settings, there are no obvious obstacles to the validity of such a rigidity phenomenon.

^{*}Partially supported by the NSF grant DMS-0505709 and 0805529

[†]Partially supported by the ANR program GeomEinstein 06-BLAN-0154

This problem has motivated many papers (see for instance [10], [20], [24]), but until recently results had only been obtained for specific classes of polyhedra. Surprisingly, Schlenker [27] found a counter-example to both the infinitesimal and global versions of this conjecture in the spherical case. In this paper we settle the infinitesimal version of the two remaining cases; this states that there is no nontrivial deformation of a convex hyperbolic polyhedron \mathcal{P} for which the infinitesimal variation of all dihedral angles vanishes. In Euclidean space, there exist such first-order deformations but they preserve the internal angles of the faces.

We work in the somewhat more general context of (hyperbolic or Euclidean) cone-manifolds. This is a class of constant curvature stratified spaces emphasized, if not actually introduced, by Thurston [29] in his investigation of deformations of cusped hyperbolic 3-manifolds. These are Riemannian generalizations of orbifolds in that the cone angles at each edge are arbitrary positive numbers (possibly larger than 2π), and in particular are not necessarily of the form $2\pi/k$, $k \in \mathbb{N}$, as they are for orbifolds. There is a completely analogous problem, which we also call the Stoker conjecture, concerning the rigidity of hyperbolic or Euclidean cone-manifolds, and we resolve the infinitesimal version of this too assuming that the cone angles at all edges are less than 2π . This condition on the cone angles is the analogue of convexity in this setting. In fact, any polyhedron \mathcal{P} can be simultaneously doubled across all its faces, giving rise to a cone-manifold with the same curvature. Convexity of the polyhedron is equivalent to this angle condition on its double.

Theorem 1 (The Infinitesimal Stoker Conjecture for Cone-Manifolds). *Let M be a closed three-dimensional cone-manifold with all cone angles smaller than 2π . If M is hyperbolic, then M is infinitesimally rigid relative to its cone angles, i.e. every angle-preserving infinitesimal deformation is trivial. If M is Euclidean, then every angle-preserving deformation also preserves the spherical links of the codimension 3 singular points of M .*

In particular, convex hyperbolic polyhedra are infinitesimally rigid relative to their dihedral angles, while every dihedral angle preserving infinitesimal deformation of a convex Euclidean polyhedron also preserves the internal angles of the faces.

The cone-manifold rigidity problem has been investigated before, see in particular Hodgson and Kerckhoff's seminal article [7] for the case where the singular locus is a link, and Weiss's paper [32] which treats the case where all dihedral angles are smaller than π .

Our approach to these problems is based on global analysis, and in particular on regarding cone-manifolds as Einstein manifolds with very special types of metric singularities. The infinitesimal rigidity statement reduces eventually to a Bochner argument, but the first main step is to put an infinitesimal deformation which preserves dihedral angles into a good gauge so that it has a tractable form near the singular locus. We employ a now standard formalism for Einstein deformation theory using the Bianchi gauge to do this. The second main step is to study the asymptotics of this gauged infinitesimal deformation h in order to justify the integrations by parts in the Bochner argument. This is equivalent to showing that h lies in a suitable (functional analytic) domain for a semi-bounded self-adjoint extension of the linearized gauged Einstein operator, which involves

a regularity theorem showing that h has an asymptotic expansion and an examination of the leading terms in this expansion. The existence of such an expansion is now standard for manifolds with isolated conic or simple edge singularities. However, three-dimensional cone-manifolds may have slightly more complicated (“depth 2”) singular structure, so this requires some new analytic work.

The plan of this paper is as follows. We begin with a review of cone-manifolds, with an emphasis on the two- and three-dimensional settings, in the context of the more general notion of iterated cone-edge spaces. We then discuss the deformation theory of cone-manifolds via the less obstructed problem of deforming the germ of the cone-manifold structure in a neighbourhood of the singular locus. This leads to a precise statement of the infinitesimal deformation problem. After that we review the analytic tools needed to study the deformation problem on the entire cone-manifold: first, the Einstein equation and Bianchi gauge, and their linearizations, then the analytic theory of conic and iterated edge operators. With these tools we carry out the remainder of the proof.

Since the time we proved this result, but before this paper was written, the second author has studied the local deformation theory and obtained a corresponding local (rather than infinitesimal) rigidity result for 3-dimensional hyperbolic cone-manifolds and polyhedra [22]; this uses the infinitesimal rigidity proved here. At the same time, Weiss has independently proved a similar local rigidity theorem using somewhat different methods [33].

The authors wish to thank Steve Kerckhoff for his interest; the first author is also grateful to Hartmut Weiss for helpful discussions. The authors are also indebted to the referees, both of whom read the manuscript carefully and gave many valuable suggestions to improve the exposition.

2 Geometry of cone-manifolds

Cone-manifolds can be defined synthetically as (X, G) -spaces in Thurston’s sense, but the point of view we first adopt here is to treat them as the constant curvature elements of the class of Riemannian iterated edge spaces, or conifolds. We begin with a brief review of this latter class of singular spaces, then recall the synthetic description of cone-manifolds, relating the two descriptions along the way.

Iterated edge spaces

Let (N, h) be a compact stratified Riemannian space. This means simply that N is a smooth stratified space in the usual sense, cf. [23], that each stratum S carries a Riemannian metric h_S , and that these various metrics satisfy the obvious compatibility relationships. (We do not belabour this definition because all examples considered here will be quite simple.) The (complete) *cone over* N , $C(N)$ is the space $([0, \infty)_r \times N) / \sim$, where

$(0, p) \sim (0, p')$ for all $p, p' \in N$, endowed with the metric $dr^2 + r^2h$; the truncated cone $C_{a,b}(N)$ is the subset where $a \leq r \leq b$. Any singular stratum $S \subset N$ induces a singular stratum $C(S)$ in $C(N)$, with $\dim C(S) = \dim S + 1$.

The class of iterated edge spaces, which we also call conifolds, are those which can be obtained locally by iterated coning and formation of products, starting from smooth compact manifolds. More formally, for each $k \geq 0$ the class \mathcal{I}_k of compact conifolds of depth k is defined by induction as follow:

Definition 1. *A conifold of depth 0 is a compact smooth manifold. A stratified pseudo-manifold X lies in \mathcal{I}_k if it is a compact stratified space and any point $p \in X$, contained in an open stratum S of dimension ℓ , has a neighbourhood \mathcal{U} such that $\mathcal{V} = \mathcal{U} \cap S$ is diffeomorphic to an open ball in \mathbb{R}^ℓ and such that \mathcal{U} is diffeomorphic to a product $\mathcal{V} \times C_{0,1}(N)$ where $N \in \mathcal{I}_j$ for some $j < k$. The dimension of X is defined by induction as $n = \ell + \dim N + 1$; we ask furthermore that this quantity is independent of the point $p \in X$. An incomplete iterated edge metric g on X is one which respects the above diffeomorphism, i.e. is locally quasi-isometric to one of the form $g \sim dr^2 + r^2h + \kappa$, where h is an incomplete iterated edge metric on N and κ is a metric on S . The entire class of conifolds \mathcal{I} is the union over $k \in \mathbb{N}$ of these subclasses \mathcal{I}_k .*

Thus $X \in \mathcal{I}_k$ if it can be formed by a k -fold iterated coning or edging procedure. A point for which $N = \emptyset$ is called *regular*; it lies in the top-dimensional stratum of X . If S is a singular stratum with $\dim S > 0$, then we say that it is an edge in X ; some neighbourhood of S in X is diffeomorphic to a bundle of cones over S with fibre $C(N)$. For various investigations of analysis on these spaces it is usually necessary to assume more about the structure of the metric near the singular strata, but we do not elaborate on this here since our goals are more limited.

A careful discussion of the differential topology of this class of spaces, including a comparison with more classical definitions of stratified pseudomanifolds, and the construction of a resolution of any iterated edge space as a manifold with corners with “iterated fibration structure” is contained in the recent paper [1].

A (constant curvature) *cone-manifold* is a conifold (M, g) such that the induced metric g_S on any stratum has constant sectional curvature κ (in particular, this is true on its top-dimensional stratum, which is an open and dense subset). The name ‘cone-manifold’ is somewhat misleading, but it is the standard and accepted terminology so we do not discard it. A cone-manifold is called hyperbolic, Euclidean or spherical depending on whether $\kappa = -1, 0$ or $+1$ (any other κ can be reduced to one of these three cases by rescaling the metric). We always denote by Σ the entire *singular locus* of M , i.e. the union of all strata with dimension less than $\dim M$.

The two- and three-dimensional settings are the ones of interest in this paper. Thus, a cone-surface N is a two-dimensional space with isolated conic singularities (hence an element of \mathcal{I}_1) and with constant Gauss curvature κ on its smooth part. Near each

singular point p it is a (constant curvature) cone over a circle, with metric

$$dr^2 + \operatorname{sn}_\kappa^2 r d\theta^2, \quad \theta \in \mathbb{R}/\alpha\mathbb{Z} \equiv \mathbb{S}_\alpha^1. \quad (1)$$

The number α is called the *cone angle* at p . Here and throughout the paper we use the convention that sn_κ and cs_κ are the unique solutions to the initial value problem $f'' + \kappa f = 0$ satisfying

$$\begin{aligned} \operatorname{sn}_\kappa(0) &= 0 & \operatorname{cs}_\kappa(0) &= 1 \\ \operatorname{sn}'_\kappa(0) &= 1 & \operatorname{cs}'_\kappa(0) &= 0. \end{aligned}$$

Accordingly, a three-dimensional cone-manifold is an element $M \in \mathcal{I}_2$ with $\dim M = 3$ and with constant sectional curvature κ on its top-dimensional stratum. Its singular locus Σ is a (combinatorial) graph which decomposes as a disjoint union $\Sigma_0 \cup \Sigma_1$; here $\Sigma_0 = \mathcal{V}$ is the vertex set and consists of a finite number of points, and $\Sigma_1 = \mathcal{E}$ is the edge set and consists of a finite union of smooth arcs each of which is either closed or else has endpoints lying in Σ_0 . It is also useful to think of Σ as a geodesic network. Near any point $p \in \Sigma_1$, the metric g can be written in cylindrical coordinates as

$$d\rho^2 + \operatorname{sn}_\kappa^2 \rho d\theta^2 + \operatorname{cs}_\kappa^2 \rho dy^2, \quad \theta \in \mathbb{S}_\alpha^1, y \in (-a, a) \subset \mathbb{R}. \quad (2)$$

This is a ‘constant curvature cylinder’ over the constant curvature cone $C_{0,1}(\mathbb{S}_\alpha^1)$. The number α is still called the *cone angle* or *dihedral angle* of the singular edge, and does not depend of the chosen point p on the edge. Near a singular vertex $p \in \Sigma_0$, M is a constant curvature cone over a spherical cone-surface (N, h) , and here g has the form

$$dr^2 + \operatorname{sn}_\kappa^2 r h. \quad (3)$$

The metric h in turn has the form (1) with $\kappa = +1$ near each one of its singular points, so in a conic neighbourhood of a cone point of N , the metric g on M has the form

$$dr^2 + \operatorname{sn}_\kappa^2 r (ds^2 + \sin^2 s d\theta^2), \quad \theta \in \mathbb{S}_\alpha^1, s \in (0, \epsilon), r \in (0, a). \quad (4)$$

In particular, each cone point of N corresponds to an edge of M .

Since we are only concerned with these low-dimensional cases in this paper, the terms cone-surface and cone-manifold will always refer to the two- and three-dimensional cases, respectively.

Synthetic formulation

We now review the more traditional definitions of cone-surfaces and cone-manifolds ‘modeled on a geometry’, following [30], but cf. the monograph by Hodgson and Kerckhoff [8] for an alternate and excellent reference on hyperbolic cone-manifolds.

A *geometry* refers to a pair (X, G) consisting of a complete Riemannian n -manifold X and a subgroup $G \subset \text{Isom}(X)$. There are no restrictions on G , and in particular, it need not be the full isometry group, nor must it act transitively on X . An (X, G) -manifold M is a manifold admitting an (X, G) -atlas, i.e. a locally finite open covering $\{\mathcal{U}_i\}$ of M and maps $\phi_i : \mathcal{U}_i \rightarrow X$, such that the transition maps $\phi_i \phi_j^{-1}$ all lie in G . Since the elements of G are isometries, M possesses a natural Riemannian metric for which each ϕ_i is an isometry.

Given a n -dimensional geometry (X, G) ($n > 1$) and a point q on X , denote by $G_q = \{g \in G \mid gq = q\}$ the stabilizer of q in G and $X_q = \{v \in T_q X \mid \|v\| = 1\}$, the unit sphere in $T_q X$. The group G_q acts by isometries on X_q , so the pair (X_q, G_q) defines a new geometry, of dimension $n - 1$. If Ω is a subset of X_q , then for a smaller than the injectivity radius of X at q we define the (X, G) -cone of radius a ,

$$C_a(\Omega) = \{\exp_q(tv), 0 \leq t < a, v \in \Omega\} \subset X.$$

Any transition map $\psi \in G_q$ which glues together neighbourhoods Ω_1 and Ω_2 extends in an obvious way to a transition map gluing the (X, G) -cones $C_a(\Omega_1)$ and $C_a(\Omega_2)$. This process

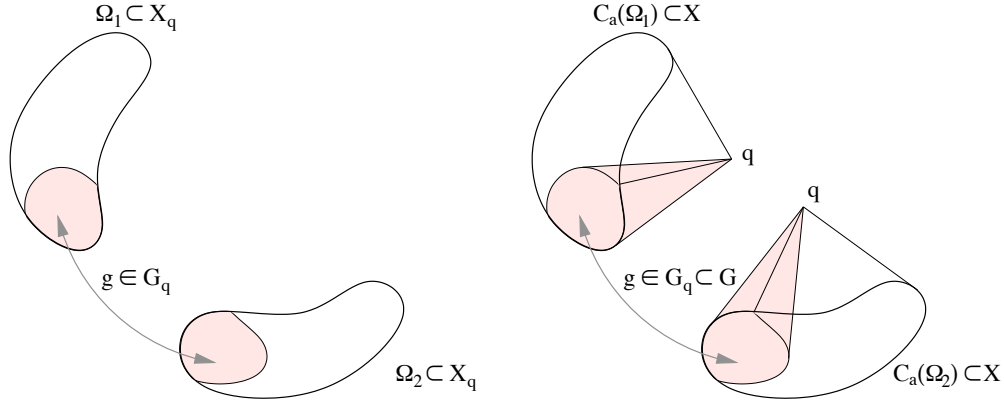


Figure 1: Extending a gluing from X_q to X

allows us to define the (X, G) -cone associated to any (X_q, G_q) -manifold, or inductively, any (X_q, G_q) -cone-manifold, and thus leads to the following definition:

Definition 2. Let (X, G) be a geometry as defined above.

- If X is of dimension 1, an (X, G) -cone-manifold is an (X, G) -manifold;
- If $\dim X > 1$, an (X, G) -cone-manifold is a complete metric space in which each point p has a neighbourhood isometric to an (X, G) -cone over a closed, connected,

orientable (X_q, G_q) -cone-manifold N_p for some $q \in X$; the lower dimensional cone-manifold N_p is called the *link of the point p* . (The reader should be aware that this does not coincide with the more standard definition of the link of a cone bundle.)

Even if (X, G) is homogeneous, i.e. G acts transitively on X , this may not be the case for the induced geometry (X_q, G_q) , hence it is important not to include the statement that X be a homogeneous space into the definition of a geometry.

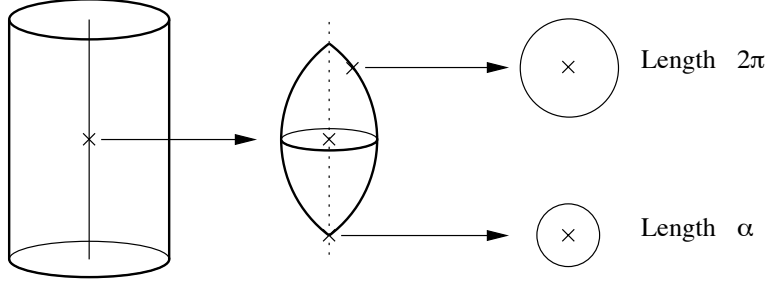


Figure 2: The inductive steps in the definition of a cone-manifold

An (X, G) -cone-manifold is actually an iterated edge space with an additional structure. A point in an (X, G) -cone-manifold M is regular (i.e. in the top-dimensional stratum) if its link is the standard unit sphere; otherwise it is in the singular locus. Equivalently, a point is regular if it admits a neighbourhood isometric to an open set in X . The stratification of the singular locus of M is defined by induction as follows. If $p \in M$ is not contained in any cone neighbourhood other than the one centered at p , then the codimension of p is n . Otherwise, p belongs to a cone neighbourhood centered at some other point p_0 . If N_0 is the (X_q, G_q) -link of p_0 , then the geodesic ray from p_0 through p determines a point p' in N_0 . The codimension of p is then defined inductively as the codimension of p' in N_0 (in this case the link N_p of p is a suspension over the link $N_{p'}$ of p' in N_0). Note that cone-manifolds of dimension 1 are by definition regular, so the codimension of a singular point is always at least two. The set of points of codimension k forms the $(n - k)$ -dimensional stratum Σ_k ; the strata are totally geodesic in M , and are locally isometric to some $(n - k)$ -dimensional totally geodesic submanifold of X .

The cases of interest in this paper are the following:

- spherical cone-surfaces, modeled on $(\mathbb{S}^2, \text{SO}(3))$;
- three-dimensional hyperbolic cone-manifolds, modeled on $(\mathbb{H}^3, \text{SO}_0(1, 3))$;
- three-dimensional Euclidean cone-manifolds, modeled on $(\mathbb{R}^3, \mathbb{R}^3 \rtimes \text{SO}(3))$.
- three-dimensional spherical cone-manifolds, modeled on $(\mathbb{S}^3, \text{SO}(4))$.

Note that for each of these three-dimensional geometries, the induced link geometry is always spherical; Euclidean or hyperbolic cone-surfaces do not arise here. If the link is

one-dimensional, the only invariant is its length, i.e. the cone angle; for two-dimensional links, the ‘solid angle analogue’ of cone angle *is* the spherical cone-surface structure on the link. We elaborate on this below.

In this paper, we restrict attention to Euclidean and hyperbolic cone-manifolds whose cone angles are less than 2π . We included the other cases since much of the analysis below carries over directly to these settings, although the ultimate infinitesimal rigidity theorem does not.

Spherical cone-surfaces

As just indicated, to study cone-manifolds with all cone angles less than 2π , we must first study spherical cone-surfaces with the same angle restriction. This is an interesting story in its own right, and is described in detail in [17]. Here are the relevant features of that theory.

The first important fact is that if N is any (compact) cone-surface, then its regular part is conformally equivalent to a compact Riemann surface \overline{N} with ℓ points removed. (Equivalently, although the cone metric is singular at each of the cone points, the conformal structure extends smoothly across these points.) This is classical, but see [16] for a simple proof.

Next, let N be a spherical cone-surface with cone points $\{q_i\}$ and corresponding cone angles $\alpha_i \in (0, 2\pi)$, $i = 1, \dots, \ell$. We claim that if N is orientable, then $\overline{N} = \mathbb{S}^2$. To see this, recall that the Gauss-Bonnet formula extends to cone-surfaces as

$$\int_N \kappa dA + \sum_{i=1}^{\ell} (2\pi - \alpha_i) = 2\pi \chi(\overline{N}).$$

Since $\kappa = 1$ and each $\alpha_i < 2\pi$, the left hand side of this equality is strictly positive, hence $\chi(\overline{N}) > 0$, which proves the claim.

For any collection of $\ell \geq 3$ distinct points $\{q_1, \dots, q_\ell\} \subset \mathbb{S}^2$ and cone angles $\alpha_i \in (0, 2\pi)$, there exists a unique spherical cone metric on \mathbb{S}^2 in the given conformal class with cone points at the q_i with the specified cone angles. The existence is due to Troyanov [31], and uniqueness was proved by Luo and Tian [14]. We denote by $\mathcal{M}_\ell(\mathbb{S}^2)$ the moduli space of all spherical cone-surface structures (with curvature $+1$) with ℓ marked points on \mathbb{S}^2 and with cone angles less than 2π . The result we have just quoted is captured in the identification

$$\mathcal{M}_\ell(\mathbb{S}^2) = \{(q_1, \dots, q_\ell) \in (\mathbb{S}^2)^\ell : q_i \neq q_j \ \forall i \neq j\} / \text{Möb} \times (0, 2\pi)^\ell, \quad \ell \geq 3,$$

where the Möbius group acts diagonally on the product. Notice that we are not dividing by the action of the symmetric group, i.e. we regard the cone points as labelled.

We discuss the cases with few cone points separately. It is classical that a spherical cone-surface (with cone angles smaller than 2π) must have at least two cone points, and

that $\mathcal{M}_2(\mathbb{S}^2) \cong (0, 2\pi)$. More explicitly, if $N \in \mathcal{M}_2(\mathbb{S}^2)$, then the cone metric has an \mathbb{S}^1 -symmetry, so that $\alpha_1 = \alpha_2$, and N has the shape of a football (or rugby ball), see figure 2; the metric can be expressed globally as (1) with $r \in [0, \pi]$. The three-dimensional cone with constant curvature κ over such an N is isometric to the cylinder with constant curvature κ over the two-dimensional cone with constant curvature κ (and with the same cone angle), see eq. (2). Hence this case never occurs as the link of a ('nonremovable') vertex in a cone-manifold. Thus the first really interesting case in terms of three-dimensional geometry is when N has three conical points. In this case, we can assume that all points lie on an equator of \mathbb{S}^2 (in the above identification), and by uniqueness, the metric is preserved by reflection across this equator, so that N is the double of a spherical triangle with geodesic edges. In particular, N is determined entirely by its cone angles.

Three dimensional cone-manifolds

By considering the spherical reduction and link geometry, it is quite easy to see that a neighbourhood of any point p in a three-dimensional cone-manifold M with constant curvature κ is isometric to a neighbourhood of a point in a space obtained by gluing together some number of tetrahedra with constant curvature κ and with totally geodesic boundary faces. In such a gluing, the metric extends smoothly across the codimension 1 boundary faces. At points where several edges are glued together, the metric is smooth if and only if the sum of the corresponding dihedral angles for each tetrahedron is equal to 2π , otherwise the resulting edge is in the singular locus of the cone-manifold and a neighbourhood of this edge is isometric to a constant curvature cylinder (2). The sum of the dihedral angles is called the *dihedral angle* (or cone angle) of this edge. A point where several vertices are glued together is smooth if and only if the links of these tetrahedral vertices tile \mathbb{S}^2 ; otherwise, the link is a spherical cone-surface N and must lie in the space $\mathcal{M}_\ell(\mathbb{S}^2)$ for some $\ell \geq 3$ which is the valence of that vertex in the cone-manifold. The cone angle at each cone point of N equals the dihedral angle of the edge coming into that point.

More globally, it follows from the definition that the singular locus Σ of a closed three-dimensional cone-manifold M is a finite graph, where each vertex is at least trivalent, but possibly with both endpoints of an edge equal to the same vertex. We have described local geometry around each edge and vertex, and away from Σ the metric is locally isometric to the model geometry.

An important and simple case of the gluing construction is as follows. Let \mathcal{P} be a convex polyhedron in \mathbb{S}^3 , \mathbb{R}^3 or \mathbb{H}^3 . Its double across all faces is a (spherical, Euclidean or hyperbolic) cone-manifold M . The edges and vertices of \mathcal{P} are in bijective correspondence with the edges and vertices of M . The dihedral angle along an edge of M is twice that of the corresponding edge in \mathcal{P} , so the convexity of the original polyhedron corresponds to the fact that all cone angles of M are less than 2π . The spherical cone surface at any vertex p in M is the double of a convex spherical polygon in \mathbb{S}^2 . Consequently, rigidity results for 3-cone-manifolds imply corresponding results for polyhedra.

3 Geometric deformation theory

We now examine the more geometric aspects of the deformation theory of cone-manifolds. The main idea is to localize near Σ and study the deformations of a ‘tubular neighbourhood’ \mathcal{U} around the singular locus. These local cone-manifold structures, which we call *singular germs*, have unobstructed deformation theory in a sense to be made precise later, hence are quite easy to parameterize. Any cone-manifold determines a singular germ along its singular locus, but the converse problem of extending a singular germ to a global compact cone-manifold is much more subtle. We shall return to this question in a later paper. Here we use these singular germs as a convenient setting to study the infinitesimal deformations of cone-manifold structures.

Singular germs

Fix a compact, topological graph Σ and define $\mathcal{SG}(\Sigma, \kappa)$ to be the set of all cone metrics defined in a neighbourhood of Σ with curvature κ and cone angles smaller than 2π , modulo the equivalence relation that two such structures are identified if they are isometric (in possibly smaller neighbourhoods). We call any such equivalence class \mathcal{S} the *singular germ* of a cone-manifold structure. Any singular germ \mathcal{S} is represented by an infinite dimensional set of mutually isometric cone metrics. We stress that we do not emphasize explicit uniformizations of constant curvature metrics but focus instead on classes of mutually isometric metric tensors.

We now describe these singular germs synthetically. The singular locus is described entirely by its simplicial structure, e.g. its vertex set \mathcal{V} and edge set \mathcal{E} , and the length of each of its edges. (Note that unlike a one-dimensional simplicial complex in the usual sense, Σ may have closed components which contain no vertices; however, we still call Σ a graph or a simplicial complex.) To describe a cone metric in a neighbourhood of its singular locus, we must extend it from the interior of each of the edges and also near the vertices, and these extensions must satisfy certain local and global compatibility conditions.

The extension near (the interior of) any edge e is determined uniquely by the curvature κ and the cone angle $\alpha = \alpha(e)$ associated to that edge, as in (2). To each vertex p , we specify a spherical cone-surface $N_p \in \mathcal{M}_\ell(\mathbb{S}^2)$, where ℓ is the valence of p . One additional parameter along each edge is needed to completely describe the singular germ. Any edge e joins two vertices $p_1, p_2 \in \mathcal{V}$ (where the case $p_1 = p_2$ is allowed), and determines cone points $q_1 \in N_{p_1}$ and $q_2 \in N_{p_2}$. These must both have cone angle $\alpha(e)$, or equivalently, the same ‘link circle’ $\mathbb{S}_{\alpha(e)}^1$. Parallel transport along e gives an orientation-reversing isometry between these two circles; after fixing one such isometry for each singular edge, any other such identification is identified with a rotation of the circle, i.e. a number $\tau(e) \in \mathbb{S}_{\alpha(e)}^1$. This is called the *twist parameter* associated to e .

Thus each singular germ corresponds to the following data: the curvature κ ; the graph Σ with vertex set \mathcal{V} and edge set \mathcal{E} ; a length $\lambda(e)$, cone angle $\alpha(e)$ and twist parameter

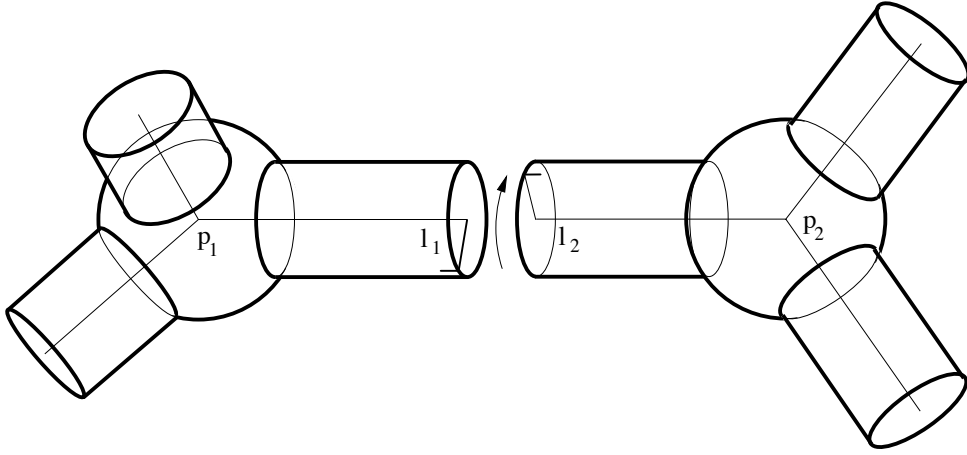


Figure 3: The twist parameter

$\tau(e)$ for each $e \in \mathcal{E}$; a spherical cone-surface N_p to each vertex $p \in \mathcal{V}$. Let $n(p)$ denote the valence of each vertex p and set

$$\mathcal{N}(\Sigma) = \prod_{p \in \mathcal{V}} \mathcal{M}_{n(p)}(\mathbb{S}^2).$$

Then a singular germ on a fixed graph Σ with curvature κ is encoded by some element of the space

$$\mathcal{SG}^*(\Sigma, \kappa) := (\mathbb{R}^+)^{|\mathcal{E}|} \times (0, 2\pi)_{\alpha}^{|\mathcal{E}|} \times [0, 2\pi)_{\tau}^{|\mathcal{E}|} \times \mathcal{N}(\Sigma).$$

The subset of elements which are realizable as singular germs is the space $\mathcal{SG}(\Sigma, \kappa)$ defined earlier; this has the explicit description as consisting of the subset of data for which the cone angles at the points $q_1 \in N_{p_1}$ and $q_2 \in N_{p_2}$ corresponding to the two ends p_1 and p_2 of any edge e are the same, and equal $\alpha(e)$. We frequently omit the Σ and κ from this notation. There is a natural map

$$G : \mathcal{CM} \longrightarrow \mathcal{SG}$$

associating to any cone-manifold M the singular germ along its singular locus Σ .

It is almost tautological to construct a local cone metric from any point in \mathcal{SG} . Indeed, given $(\Sigma, \kappa, \{\lambda(e)\}, \{\alpha(e)\}, \{\tau(e)\}, \{N_p\})$, choose $a > 0$ sufficiently small (in particular, $a < \frac{1}{2}\lambda(e)$ for all $e \in \mathcal{E}$ and also less than $\pi/\sqrt{\kappa}$ if $\kappa > 0$). Now take the cone of curvature κ and radius a over the cone-surface N_p for each vertex p ; attach to these cones singular tubes of constant curvature κ (of sufficiently small radius b) and of specified cone angles. The result is depicted in figure 3. The final step is to glue these pieces together using the combinatorics of Σ and the twist parameter along each edge and to ensure that each edge-length is the prescribed one.

Deformations of singular germs

Fix a singular germ $\mathcal{S} \in \mathcal{SG}$ and choose a representative cone metric g . There are several ways to deform \mathcal{S} in \mathcal{SG} :

1. One can change the curvature, or the simplicial structure of the singular locus (see fig. 4). Such deformations are quite interesting, and are considered in [22], [25] and [33]; however, in this paper we fix Σ and κ once and for all.

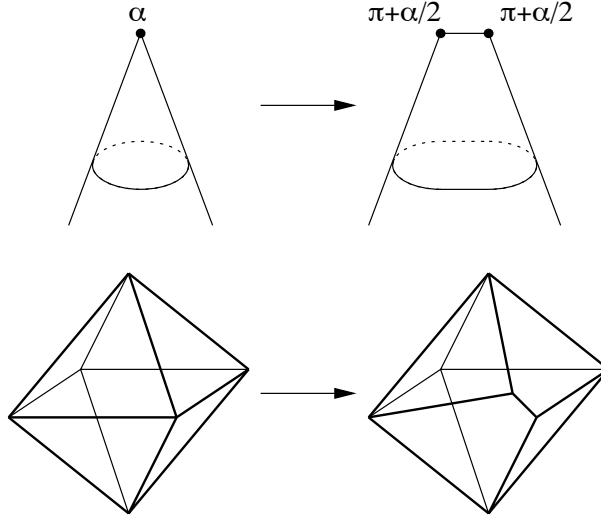


Figure 4: Deformation of the singular locus in dimension 2 and 3

2. One can change the length $\lambda(e)$ of any edge of Σ . We present an explicit family of metrics which does this. In cylindrical coordinates (ρ, θ, y) around any point in the interior of e , the metric has the form (2). Let $f(y)$ be a smooth nondecreasing function which vanishes for $y \leq \lambda/4$ and which equals 1 for $y \geq 3\lambda/4$. Now define

$$g_\epsilon = d\rho^2 + \text{sn}_\kappa^2 \rho d\theta^2 + \text{cs}_\kappa^2 \rho (1 + \epsilon f'(y))^2 dy^2 \quad (5)$$

in the tube around this edge (and let $g_\epsilon = g$ around all other edges and vertices). The length of e with respect to g_ϵ is $\lambda + \epsilon$.

3. One can change the twist parameter around an edge e in much the same way. The family of metrics g_ϵ is now given by

$$g_\epsilon = d\rho^2 + \text{sn}_\kappa^2 \rho (d(\theta + \epsilon f(y)))^2 + \text{cs}_\kappa^2 \rho dy^2 \quad (6)$$

near e and is left the same elsewhere. The twist parameter for e with respect to g_ϵ equals $\tau + \epsilon$.

4. Finally, one can change the cone-surface structures at each of the vertices $p \in \Sigma$. We refer to [17] for a complete description of this moduli space theory of cone-surfaces, but as discussed earlier, the moduli parameters are the locations of the various cone points on each spherical link, and the cone angles at these points. Each moduli space $\mathcal{M}_\ell(\mathbb{S}^2)$ is smooth, hence so is $\mathcal{N}(\Sigma)$. Let h_ϵ be a path of metrics representing a curve in this space; the corresponding path of metrics in cones around the vertex set is then given by

$$g_\epsilon = dr^2 + \text{sn}_\kappa^2 r h_\epsilon \quad (7)$$

If the deformation h_ϵ leaves all cone angles unchanged, then the variation of g_ϵ is localized in a neighbourhood of the vertex set and so $g_\epsilon = g_0$ in a neighbourhood of the edge set. However, a change of cone angle in any N_p ripples throughout the singular germ; in particular the cone angles of some edges are deformed, and the metric in cylindrical coordinates near those edges is given by

$$g_\epsilon = d\rho^2 + \text{sn}_\kappa^2 \rho (1 + a(\epsilon))^2 d\theta^2 + c \text{sn}_\kappa^2 \rho dy^2 \quad (8)$$

where $a(\epsilon)$ is the modification of the cone angle.

The expression (7) is not canonical; there is a wide latitude in choosing the representative metric tensor h_ϵ on a given spherical cone-surface N and the most obvious choice is not the best one for our purposes. We discuss this further now.

Fix a spherical cone-surface N with ℓ conic points. We can always write any representative metric tensor h in the form $e^{2\phi} F^* \bar{g}$, where \bar{g} is the standard $\text{SO}(3)$ invariant metric tensor on \mathbb{S}^2 , F is a diffeomorphism of \mathbb{S}^2 and ϕ is a smooth function away from the conic points and has a logarithmic singularity (with coefficient determining the cone angle) at each cone point. Indeed, near each q_j , $\phi = \beta \log s + \psi$ where ψ is smooth, s is the spherical distance to q_j and $2\pi(1 + \beta) = \alpha$ is the cone angle there, see [17].

If σ_ϵ is a family of spherical cone-surface structures on N , then the ‘obvious’ choice is to choose a curve of ℓ -tuples $q(\epsilon) = (q_1(\epsilon), \dots, q_\ell(\epsilon))$ fixing a choice of locations of the conic points (modulo Möbius transformations) in this deformation and then write $h_\epsilon = e^{2\phi_\epsilon} \bar{g}$, where ϕ_ϵ is singular at the $q_j(\epsilon)$. However, the differential of this family at $\epsilon = 0$ blows up like the inverse of distance to the q_j on \mathbb{S}^2 . We prefer to find another representative for this element by representing $h_\epsilon = e^{2\phi_\epsilon} F_\epsilon^* \bar{g}$ where F_ϵ is a diffeomorphism of \mathbb{S}^2 which maps a neighbourhood of $q_j(0)$ to a neighbourhood of $q_j(\epsilon)$, for each j , isometrically with respect to \bar{g} , and where the singularities of the ϕ_ϵ remain fixed at the points $(q_1(0), \dots, q_\ell(0))$.

Finally, the corresponding deformation of the cone metric near the vertex $p \in M$ for which N is the link can be represented in the form

$$dr^2 + \text{sn}_\kappa^2 r e^{2\phi_\epsilon} F_\epsilon^* \bar{g}, \quad (9)$$

where ϕ_ϵ and F_ϵ are as described above.

Definition 3. Let \mathcal{S}_ϵ be any family of singular germs (for some fixed Σ and κ). We say that a family of metrics g_ϵ representing this deformation is in standard form if it is given in the neighbourhoods of each edge and vertex by the formulæ (5), (6), (8) and (9).

Infinitesimal deformations of singular germs

The space of infinitesimal deformations of singular germs (on a fixed graph Σ and with curvature κ) is simply the tangent space of $\mathcal{SG}(\Sigma, \kappa)$ at some given \mathcal{S} :

$$T_{\mathcal{S}}\mathcal{SG} := \left\{ \dot{g} = \left. \frac{d}{d\epsilon} \right|_{\epsilon=0} g_{\epsilon} : g_{\epsilon} \in \mathcal{SG} \text{ for } |\epsilon| < \epsilon_0, g_0 \text{ represents } \mathcal{S} \right\} / \sim,$$

where $\dot{g} \sim \dot{g}'$ if these two elements correspond to paths of metrics g_{ϵ} and g'_{ϵ} which are mutually isometric for each ϵ small enough (or more generally, such that there exists a one-parameter family of diffeomorphisms ϕ_{ϵ} for which $\partial_{\epsilon}(\phi_{\epsilon}^* g_{\epsilon} - g'_{\epsilon})|_{\epsilon=0} = 0$). This contains two distinguished subspaces:

$$\mathbb{V}_{\mathcal{S}} := \{ \dot{g} \in T_{\mathcal{S}}\mathcal{SG} : \alpha(e, g_{\epsilon}) = \alpha(e, g_0) \ \forall e \in \mathcal{E} \text{ and } |\epsilon| < \epsilon_0 \} / \sim$$

consisting of derivatives of deformations which preserve all dihedral angles (the notation $\alpha(e, g)$ indicates that the dihedral angle at e is to be measured with respect to g), and

$$\mathbb{W}_{\mathcal{S}} := \mathbb{V}_{\mathcal{S}} \cap \{ \dot{g} \in T_{\mathcal{S}}\mathcal{SG} : N(p, g_{\epsilon}) = N(p, g_0) \ \forall p \in \mathcal{V} \text{ and } |\epsilon| < \epsilon_0 \} / \sim$$

which is the subset of $\mathbb{V}_{\mathcal{S}}$ consisting of derivatives of deformations which preserve all spherical links (the notation $N(p, g)$ indicates the spherical cone-surface structure on N_p induced by g).

Using Definition 3, we can calculate representatives for the elements $[\dot{g}] \in T_{\mathcal{S}}\mathcal{SG}$. Indeed, by differentiating each family of standard form deformations with respect to ϵ we obtain a local description of the basis elements of this space. These are:

$$\begin{aligned} \dot{g}_e^{\lambda} &= \text{cs}_{\kappa}^2 \rho f'(y) dy^2, & \dot{g}_e^{\tau} &= \text{sn}_{\kappa}^2 \rho f'(y) dy d\theta, & \dot{g}_e^{\alpha} &= \text{sn}_{\kappa}^2 \rho d\theta^2 \\ \text{and } \dot{g}_p^N(\dot{\phi}, X) &= \text{sn}_{\kappa}^2 r (2\dot{\phi} g + e^{2\phi} \mathcal{L}_X \bar{g}); \end{aligned}$$

here X is the infinitesimal generator of the family of diffeomorphisms F_{ϵ} at $\epsilon = 0$. Thus \dot{g}_e^{λ} , \dot{g}_e^{τ} and \dot{g}_e^{α} correspond to changing the length, twist parameter and cone angle along an edge e , while $\dot{g}_p^N(\dot{\phi}, X)$ represents the effect of changing the spherical cone-surface structure on the link of p . (The coefficient of the logarithmic singularity in $\dot{\phi}$ encodes the change of cone angles while X represents the changes of position of the conic points.)

As already noted, if $[\dot{g}]$ preserves all dihedral angles, then it can be written as a sum of noninteracting deformations localized along each edge and vertex. In other words,

$$\mathbb{W}_{\mathcal{S}} \ni \dot{g} \sim \sum_{e \in \mathcal{E}} \left(a_e \dot{g}_e^{\lambda} + b_e \dot{g}_e^{\tau} \right)$$

and

$$\mathbb{V}_{\mathcal{S}} \ni \dot{g} \sim \sum_{e \in \mathcal{E}} \left(a_e \dot{g}_e^{\lambda} + b_e \dot{g}_e^{\tau} \right) + \sum_{p \in \mathcal{V}} \dot{g}_p^N(\dot{\phi}, X)$$

where each $(\dot{\phi}, X)$ represents an infinitesimal change of spherical cone metric in standard form on N_p . In this case, because the angles are fixed, $\dot{\phi}$ is smooth on \mathbb{S}^2 . The infinitesimal deformations which correspond to a variation of dihedral angles also include terms of the form $c_e \dot{g}_e^\alpha$ as well as $\dot{g}_p^N(\dot{\phi}, X)$ where $\dot{\phi}$ has a logarithmic singularity.

Proposition 1. *Every infinitesimal deformation $\dot{g} \in T_{\mathcal{S}}\mathcal{SG}$ in standard form is represented by a symmetric 2-tensor in the neighbourhood \mathcal{U} of Σ which is polyhomogeneous and lies in $L^2(\mathcal{U}; g)$ (where g is the cone metric representing \mathcal{S}). However, the covariant derivative $\nabla \dot{g}$ lies in L^2 if and only if it corresponds to a deformation of metrics which leaves the dihedral angles invariant.*

We refer to §5 for the definition of polyhomogeneity. The proof follows from the observation that while $\text{sn}_\kappa^2 \rho d\theta^2$ lies in L^2 near an edge, its covariant derivative equals $-\text{cs}_\kappa \rho \text{sn}_\kappa \rho d\theta \otimes (d\rho \otimes d\theta + d\theta \otimes d\rho)$ and this is not in L^2 near $\rho = 0$.

This result is the key to our proof of the infinitesimal Stoker conjecture for cone-manifolds since it shows how to distinguish the angle-preserving deformations from all others by a simple analytic criterion. This explains the importance of putting infinitesimal deformations into standard form.

We may now finally rephrase Theorem 1 and provide a succinct statement of the infinitesimal Stoker conjecture.

Theorem 2. *Let (M, g_ϵ) be a family of cone-manifolds with fixed singular locus Σ and curvature κ . Let $\dot{g} \in T_{\mathcal{S}}\mathcal{SG}$ be the derivative at $\epsilon = 0$ of the corresponding family of singular germs $G(g_\epsilon)$, where $G(g_0) = \mathcal{S}$. Suppose that the infinitesimal deformation preserves the dihedral angles, i.e. $\dot{g} \in \mathbb{V}_{\mathcal{S}}$. If $\kappa = 0$, then $\dot{g} \in \mathbb{W}_{\mathcal{S}}$; if $\kappa = -1$, then $\dot{g} \sim 0$ on all of M .*

Proposition 1 states that all infinitesimal deformations which preserve dihedral angles have polyhomogeneous (at Σ) representatives \dot{g} such that both \dot{g} and $\nabla \dot{g}$ lie in L^2 ; the proof of Theorem 2 shows that in the hyperbolic case, any global infinitesimal deformation which has this property must be trivial, and hence the corresponding family of metrics g_ϵ must all be isometric to first order. Another way to state this is that any nontrivial deformation of a hyperbolic cone-manifold (M, g) must necessarily change the cone angles, and that no representative \dot{g} for the corresponding infinitesimal deformation can lie in L^2 along with its covariant derivative. The proof in the Euclidean case involves showing that the infinitesimal deformation is a harmonic 1-form with values in T^*M , and then interpreting this conclusion geometrically.

4 Analytic deformation theory

In this section we recall a framework from geometric analysis for studying the deformation theory of cone manifolds. The monograph [2] contains a comprehensive (albeit now somewhat outdated) review of deformation theory of Einstein metrics; we refer also to [3], which provides a closer guide for the treatment here.

The Einstein equation and the Bianchi gauge

If M is a manifold of dimension n with a metric g of constant sectional curvature κ , then g satisfies the Einstein equation $E(g) = 0$, where $E(g) := \text{Ric}(g) - (n-1)\kappa g$; when $\dim M = 2$ or 3 , the converse is true as well. Hence in these low dimensions we may apply formalism developed for the Einstein equation to study cone-manifolds.

The Einstein equation is diffeomorphism invariant, so for any metric tensor which satisfies this equation there is an infinite dimensional family of nearby metrics which also do, namely anything of the form F^*g where F is a diffeomorphism of the underlying space. A one-parameter family g_ϵ of deformations of a given Einstein metric $g = g_0$ is called trivial if there exists a one-parameter family of diffeomorphisms F_ϵ with $F_0 = \text{Id}$ and such that $g_\epsilon = F_\epsilon^*g$.

If g_ϵ is a one-parameter family of Einstein metrics (i.e. $E(g_\epsilon) = 0$ for all ϵ) then the derivative $k = \frac{d}{d\epsilon}g_\epsilon|_{\epsilon=0}$ satisfies $DE_{g_0}(k) = 0$; any such symmetric 2-tensor is called an infinitesimal Einstein deformation of g_0 . To obtain a clean formula for the linearization DE_g of the Einstein equation, let us introduce the Bianchi operator B^g , which carries symmetric 2-tensors to 1-forms,

$$B^g(k) = \delta^g k + \frac{1}{2} d \text{tr}^g k.$$

Here $\text{tr}^g k = k^i_i = g^{ij}k_{ji}$ designs the trace of k with respect to g , and $(\delta^g k)_i = -(\nabla^g k)^j_{ji}$ is the operator ∇^* applied to symmetric 2-tensors. Note that $B^g(g) = 0$ for any metric g , and more interestingly, $B^g(\text{Ric}(g)) = 0$ as well, which is simply the contracted second Bianchi identity. Now define the operator L^g which acts on a symmetric 2-tensor k by

$$L^g k = \nabla^* \nabla k - 2\mathring{R}k + \text{Ric} \circ k + k \circ \text{Ric} - 2(n-1)\kappa k;$$

where

$$(\mathring{R}k)_{ij} = R_{ipjq} k^{pq}, \quad (\text{Ric} \circ k)_{ij} = \text{Ric}_i^p k_{pj}, \quad (k \circ \text{Ric})_{ij} = k_i^p \text{Ric}_{pj},$$

and all curvatures and covariant derivatives are computed relative to g . In particular, when $\text{Ric}(g) = (n-1)\kappa g$, then

$$L^g = \nabla^* \nabla - 2\mathring{R};$$

if g has constant sectional curvature κ then the action of \mathring{R} is scalar on the pure-trace and trace-free parts of k , and

$$L^g k = \nabla^* \nabla k - 2\kappa(k - \text{tr}^g(k)g). \tag{10}$$

In any case, the linearized Einstein operator has the expression

$$DE_g = \frac{1}{2} L^g - (\delta^g)^* B^g;$$

here $((\delta^g)^*\omega)_{ij} = \frac{1}{2}((\nabla^g\omega)_{ij} + (\nabla^g\omega)_{ji})$ is the adjoint of δ^g defined above. Clearly, any symmetric 2-tensor k of the form

$$k = \frac{d}{d\epsilon} F_\epsilon^* g|_{\epsilon=0} = \mathcal{L}_X g = 2(\delta^g)^*\omega$$

satisfies $DE_g(k) = 0$. Here F_ϵ is a family of diffeomorphisms with $F_0 = \text{Id}$, X is the generating vector field and ω its dual 1-form.

Definition 4. *Let g be an Einstein metric. An infinitesimal Einstein deformation of g is any symmetric 2-tensor k which satisfies $DE_g(k) = 0$. It is called trivial if $k = 2(\delta^g)^*\omega$ for some 1-form ω .*

The Bianchi operator provides a gauge in which the Einstein operator is elliptic, and in our case positive; let us recall briefly how this goes in the compact smooth case. Let g be Einstein and set

$$N^g(k) := \text{Ric}(g+k) - (n-1)\kappa(g+k) + (\delta^{g+k})^* B^g(k).$$

Then $N^g(k) = 0$ if $g+k$ is Einstein and $B^g(k) = 0$, but conversely, as proved in [3],

Proposition 2. *If M is a compact smooth manifold and $N^g(k) = 0$, then $g+k$ is Einstein and in Bianchi gauge, i.e. $B^g(k) = 0$, provided $\text{Ric}(g+k)$ is negative. If $\text{Ric}(g+k) \equiv 0$, then $B^g(k)$ is parallel. The same conclusions are true when M is a cone-manifold provided the integrations by parts in the proof indicated below can be justified.*

In the smooth case, the proof follows immediately from the Weitzenböck formula

$$2B^{g+k} N^g(k) = \left((\nabla^{g+k})^* \nabla^{g+k} - \text{Ric}(g+k) \right) (B^g(k))$$

and the integration by parts

$$\begin{aligned} & \int_M \langle \left((\nabla^{g+k})^* \nabla^{g+k} - \text{Ric}(g+k) \right) (B^g(k)), B^g(k) \rangle \\ &= \int_M |\nabla^{g+k} B^g(k)|^2 - \langle \text{Ric}(g+k) B^g(k), B^g(k) \rangle. \end{aligned}$$

For cone-manifolds, one must verify that this last step introduces no extra boundary terms.

Gauging an infinitesimal deformation

We now briefly sketch how Theorem 1 is proved below. Let (M, g) be a closed cone-manifold and \dot{g} an angle-preserving infinitesimal deformation of this cone-manifold structure which is in standard form. In particular, according to Proposition 1 \dot{g} is polyhomogeneous along the singular locus, with $\dot{g}, \nabla \dot{g} \in L^2$, and in addition $DE_g(\dot{g}) = 0$. Our goal is to prove that in the hyperbolic case, \dot{g} is a trivial Einstein deformation, i.e. that $\dot{g} = 2\delta^*\omega$

for some 1-form ω with reasonable regularity properties at Σ (in the Euclidean case we prove that \dot{g} is equivalent to a harmonic T^*M -valued 1-form). The main step is to put \dot{g} in Bianchi gauge. Thus we seek a 1-form η such that

$$B^g(\dot{g} - 2\delta^*\eta) = 0,$$

or equivalently, using the classical 1-form Weitzenböck identity $\delta d + d\delta = \nabla^*\nabla + \text{Ric}$, we must find η as a solution to the equation

$$P^g\eta = B^g\dot{g}, \tag{11}$$

where P^g is the operator

$$P^g = 2B^g\delta^* = (\nabla^g)^*\nabla^g - \text{Ric}(g)$$

acting on 1-forms.

The main result which will allow us to prove the infinitesimal rigidity theorem is the following:

Theorem 3. *Let M be a compact connected three-dimensional cone-manifold which is either hyperbolic or Euclidean, and suppose that all of its cone angles are smaller than 2π . If it is Euclidean, then suppose too that it has at least one singular point of codimension 3.*

*If $f \in L^2(M; T^*M)$ and is polyhomogeneous, then there exists a unique polyhomogeneous solution η to the equation $P^g\eta = f$ such that η , $\nabla\eta$, $\nabla d\eta$, and $d\delta\eta$ all lie in L^2 .*

There is a version of this theorem which does not assume polyhomogeneity, but the version here is simpler to work with and is all we need anyway. By construction, $\dot{g} - 2\delta^*\eta$ lies in the kernel of the operator L^g . This gauged deformation is polyhomogeneous, and by examining the specific structure of the terms in its expansion, we can justify the integration by parts which shows that \dot{g} either vanishes (hyperbolic case) or is a harmonic T^*M -valued 1-form (Euclidean case).

5 Some elliptic theory on stratified spaces

In the preceding sections we introduced the formalism through which the infinitesimal rigidity problem can be transformed into a set of purely analytic questions concerning existence and behaviour of solutions of certain elliptic operators on conifolds. We now discuss the analytic techniques needed to study these questions. Although much of this can be carried out for general elliptic ‘iterated edge operators’, for brevity we only describe the main results for generalized Laplacians on tensor bundles, i.e. operators of the form

$\nabla^*\nabla + \mathcal{R}$ where \mathcal{R} is an endomorphism built out of the curvature. This includes the specific operators L^g and P^g on cone-surfaces and cone-manifolds.

We begin by discussing general iterated edge operators and reviewing the notions of conormal and polyhomogeneous regularity. This leads to a more detailed description of the three ‘low depth’ cases of interest here: generalized Laplacians for metrics which are conic, have incomplete edges, or which are cones with links equal to spaces with isolated conic singularities. For simplicity, we refer to singularities of this last type as restricted depth 2 (since general depth 2 singularities are cone bundles over spaces with isolated singularities). In each case we state the basic mapping properties and the regularity of solutions. This is required to understand the self-adjoint extensions of these operators, which along with the regularity theory is an important tool later in this paper.

The discussion in the remainder of this section is phrased for operators acting on functions rather than sections of bundles. There is no loss of generality in doing this, and all these results generalize (usually trivially) to systems.

Incomplete iterated edge operators

Just as iterated edge spaces are defined inductively, so too are the natural classes of differential operators on these spaces. Let M be an iterated edge space, and S a stratum of depth d ; thus, any point of S has a neighbourhood diffeomorphic to the product $\mathcal{U} \times C_{0,1}(N)$ where \mathcal{U} is an open ball in \mathbb{R}^m , $m = \dim S$, and the link N is an iterated edge space of depth strictly less than d . Let r be the radial variable in $C_{0,1}(N)$, y a coordinate system in \mathcal{U} , and z a ‘generic’ variable in N . If \mathcal{L} is a generalized Laplacian on M associated to an incomplete iterated edge metric g , then there is an induced generalized Laplacian \mathcal{L}_N on N , so that in this neighbourhood, and with respect to appropriate trivializations of the bundles between which these operators act,

$$\mathcal{L} = -\partial_r^2 - \frac{n-m-1}{r}\partial_r + \frac{1}{r^2}\mathcal{L}_N + \Delta_S + \frac{1}{r}E; \quad (12)$$

here

$$E = A_{1,0}(r, y) r \partial_r + \sum_{|\alpha| \leq 2} A_{0,\alpha}(r, y) \partial_y^\alpha$$

where each $A_{0,\alpha}$ is an incomplete iterated edge operator (the precise definition of which is given just below) of order $2 - |\alpha|$ on N which is smooth down to $r = 0$ and $A_{1,0}$ is an operator of order 0 (i.e. it acts by matrix multiplication). The important point is not the exact expression of E but the fact that it contains only ‘lower order terms’ in a sense that will be made clear soon. If $d > 1$, then \mathcal{L}_N has a similar expression. For example, when $d = 2$, then using ‘edge coordinates’ (s, w, θ) on N , where θ is a variable on the smooth link N' for the cone-bundle structure of N , we can write

$$\mathcal{L} = -\partial_r^2 - \frac{n-m-1}{r}\partial_r + \frac{1}{r^2}(-\partial_s^2 - \frac{\ell}{s}\partial_s + \frac{1}{s^2}\mathcal{L}_{N'} + \Delta_w) + \Delta_S + \frac{1}{r}E_2, \quad (13)$$

where once again E_2 contains the various lower order terms and $\ell = \dim N'$.

The key point is that when $d = 1$, the operators $r^2\mathcal{L}$ and $r\mathcal{L}r$ are sums of smooth multiples of products of the vector fields $r\partial_r, r\partial_y, \partial_z$, while if $d = 2$, then $r^2s^2\mathcal{L}$ is a similar combination of the vector fields $rs\partial_r, s\partial_s, rs\partial_y, s\partial_w, \partial_\theta$. We shall denote the span over \mathcal{C}^∞ of these the *edge* and *iterated edge vector fields*, \mathcal{V}_e and \mathcal{V}_{ie} , respectively; if $d = 1$ and the singular stratum consists of isolated points, then \mathcal{V}_e reduces to the space of b -vector fields \mathcal{V}_b , see [18]. In general, an *iterated edge operator* in one of these three cases is any differential operator which is a locally finite sum of products of elements of $\mathcal{V}_b, \mathcal{V}_e$ or \mathcal{V}_{ie} . As above, we shall actually be dealing with operators of the form $r^{-m}A$ or $(rs)^{-m}A$ where A is an iterated edge operator of order m , and we call these conic, incomplete edge or incomplete iterated edge operators.

Associated to these three spaces of vector fields and the associated operators are the L^2 -based weighted Sobolev spaces:

$$\begin{aligned} H_*^\ell(M) &= \{u : V_1 \cdots V_j u \in L^2 \ \forall j \leq \ell, \ V_i \in \mathcal{V}_*\}, \\ r^\delta s^{\delta'} H_*^\ell(M) &= \{u = r^\delta s^{\delta'} v : v \in H_*^\ell(M)\}, \quad * = b, e \text{ or } ie. \end{aligned}$$

We also define $r^\delta s^{\delta'} H_*^\infty(M)$ to be the intersection of the above spaces for all integer ℓ . Of course, when $* \neq ie$, the $s^{\delta'}$ factor is absent. To avoid redundancy, in the rest of this section we follow a similar convention by writing various formulæ with both r and s factors present, with the understanding that s should be omitted unless we are discussing operators on depth 2 spaces.

Directly from these definitions, if \mathcal{L} is a generalized Laplacian on an iterated edge space, then

$$\mathcal{L} : r^\delta s^{\delta'} H_*^{\ell+2}(M) \longrightarrow r^{\delta-2} s^{\delta'-2} H_*^\ell(M) \quad (14)$$

is bounded for any real numbers δ, δ' . The more interesting problem is to determine whether these mappings are Fredholm, and whether solutions of $\mathcal{L}u = 0$ have special regularity properties. It turns out that the answers to these questions are sensitive to the values of the weight parameters.

Domains of closed extensions of conic operators

The Fredholm properties for the incomplete iterated edge operator \mathcal{L} acting between weighted Sobolev spaces with *different* weights is actually not what is needed below; we are more interested in the unbounded operator

$$\mathcal{L} : L^2(M) \longrightarrow L^2(M).$$

More specifically, we consider closed extensions of the operator \mathcal{L} , initially acting on the core domain $\mathcal{C}_0^\infty(M \setminus \Sigma)$. In other words, we wish to choose a domain \mathcal{D} with $\mathcal{C}_0^\infty(M \setminus \Sigma) \subset \mathcal{D} \subset L^2(M)$ such that the graph of \mathcal{L} over \mathcal{D} , $\{(u, \mathcal{L}u) : u \in \mathcal{D}\}$, is a closed subspace; we are most interested in domains \mathcal{D} such that the corresponding unbounded Hilbert space

operator $(\mathcal{L}, \mathcal{D})$ is self-adjoint. We refer to [26] for a discussion of this general theory, and to [6] or [13] for its application in the conic setting.

There always exist two canonical closed extensions of the differential operator \mathcal{L} :

a) The maximal domain of \mathcal{L} is the subspace

$$\mathcal{D}_{\max}(\mathcal{L}) = \{u \in L^2(M) : \mathcal{L}u \in L^2(M)\};$$

where $\mathcal{L}u$ is defined in the sense of distributions. This is the largest possible subset of L^2 on which \mathcal{L} can be defined.

b) The minimal domain of \mathcal{L} is the subspace

$$\begin{aligned} \mathcal{D}_{\min}(\mathcal{L}) = \{u \in L^2(M) : \exists u_j \in \mathcal{C}_0^\infty(M \setminus \Sigma) \text{ such that} \\ ||u_j - u||_{L^2} \rightarrow 0, \{\mathcal{L}u_j\} \text{ Cauchy in } L^2\}. \end{aligned}$$

In other words, $u \in \mathcal{D}_{\min}$ if $\mathcal{L}u = f$ distributionally and (u, f) lies in the closure in $L^2 \times L^2$ of the graph of \mathcal{L} over \mathcal{C}_0^∞ .

Notice that we always have $r^2 s^2 H_{\text{ie}}^2(M) \subseteq \mathcal{D}_{\min} \subseteq \mathcal{D}_{\max}$.

If $(\mathcal{L}, \mathcal{D})$ is any closed extension of \mathcal{L} , then the Hilbert space adjoint $(\mathcal{L}, \mathcal{D}^*)$ is defined as follows: the adjoint domain is given by

$$\mathcal{D}^* = \{v \in L^2 : |\langle \mathcal{L}u, v \rangle| \leq C ||u||_{L^2} \text{ for all } u \in \mathcal{D}\}.$$

(We are using the inner product $\langle u, v \rangle = \int_M g(u, v) dV_g$, so that \mathcal{L} is symmetric, i.e. $\langle \mathcal{L}u, v \rangle = \langle u, \mathcal{L}v \rangle$ for all $u, v \in \mathcal{C}_0^\infty$.) Then, for $v \in \mathcal{D}^*$, define $\mathcal{L}v$ by the Riesz representation theorem: $\mathcal{L}v = f$ is the unique element in L^2 such that $\langle \mathcal{L}u, v \rangle = \langle u, f \rangle$ for all $u \in \mathcal{D}$.

It is straightforward to check that $\mathcal{D}_{\max} = \mathcal{D}_{\min}^*$ and $\mathcal{D}_{\min} = \mathcal{D}_{\max}^*$, and more generally, that if $\mathcal{D}_1 \subseteq \mathcal{D}_2$, then $\mathcal{D}_2^* \subseteq \mathcal{D}_1^*$. An extension $(\mathcal{L}, \mathcal{D})$ is called self-adjoint if $\mathcal{D}^* = \mathcal{D}$; in particular, if $\mathcal{D}_{\min} = \mathcal{D}_{\max} := \mathcal{D}$, then \mathcal{L} is called *essentially* self-adjoint and $(\mathcal{L}, \mathcal{D})^* = (\mathcal{L}, \mathcal{D})$ is the unique self-adjoint extension of \mathcal{L} . For convenience, we often write $\mathcal{L}_{\mathcal{D}}$ for $(\mathcal{L}, \mathcal{D})$, and in particular \mathcal{L}_{\max} or \mathcal{L}_{\min} when $\mathcal{D} = \mathcal{D}_{\max}$ or \mathcal{D}_{\min} .

If \mathcal{L} has the special form $\mathcal{L} = A^*A + \mathcal{R}$ where \mathcal{R} is bounded above and below, then there is a natural domain on which \mathcal{L} is self-adjoint, called the Friedrichs extension. It is defined by

$$\mathcal{D}_{\text{Fr}} = \{u \in \mathcal{D}_{\max}(\mathcal{L}) : \exists u_j \in \mathcal{C}_0^\infty \text{ with } ||u_j - u||_{L^2} \rightarrow 0, Au_j \text{ Cauchy}\}.$$

By definition, $\mathcal{L}_{\text{Fr}} = (A_{\min})^*A_{\min} + \mathcal{R} = (A^*)_{\max}A_{\min} + \mathcal{R}$.

To illustrate how this arises, consider the case where $A = \nabla$, acting between certain tensor bundles. We begin with the L^2 Stokes' theorem on conifolds, which is a special case of a result in Cheeger's fundamental paper [4]; see also [7, Appendix], [9], and [21, §1.4] for more details.

Proposition 3. *Let M be a cone-surface or three-dimensional conifold with singular locus Σ . Suppose that $u \in L^2(M, T^{(r,s)}M)$ and $v \in L^2(M, T^{(r+1,s)}M)$ satisfy $u, \nabla u, v, \nabla^* v \in L^2(M)$. Then*

$$\langle \nabla u, v \rangle = \langle u, \nabla^* v \rangle.$$

On the other hand, if u and v are differential forms such that $u, du, v, \delta v \in L^2$, then

$$\langle du, v \rangle = \langle u, \delta v \rangle.$$

More succinctly, $\nabla_{\min} = \nabla_{\max}$, $d_{\min} = d_{\max}$, and $\delta_{\min} = \delta_{\max}$.

Proof. (Sketch) Let \mathcal{U}_ϵ be the ϵ neighbourhood of Σ , and set $M_\epsilon = M \setminus \mathcal{U}_\epsilon$. Then for $u, v \in \mathcal{C}^\infty(M \setminus \Sigma) \cap L^2(M \setminus \Sigma)$,

$$\int_{M_\epsilon} (g(u, \nabla^* v) - g(\nabla u, v)) = \int_{\partial M_\epsilon} g(u, i_n v),$$

where n is the unit normal to ∂M_ϵ and $i_n(v)(\cdot) = v(n, \cdot)$. The left side converges to $\langle u, \nabla^* v \rangle - \langle \nabla u, v \rangle$ as $\epsilon \searrow 0$, so the main point is to show that the limit of the right side vanishes. The Cauchy-Schwarz inequality gives

$$\left| \int_{\partial M_\epsilon} g(u, i_n v) \right| \leq \left(\int_{\partial M_\epsilon} |u|^2 \right)^{1/2} \left(\int_{\partial M_\epsilon} |i_n v|^2 \right)^{1/2}.$$

The fact that ∇u is in L^2 implies that u decays near the singular locus. More precisely, one can show that $\int_{\partial M_\epsilon} |u|^2 = \mathcal{O}(\epsilon \log \epsilon)$. In the same spirit, since v and hence $i_n(v)$ lie in L^2 , they cannot grow too fast near Σ : there exists a sequence $\epsilon_j \rightarrow 0$ such that $\int_{\partial M_{\epsilon_j}} |i_n v|^2 = o((\epsilon_j \log \epsilon_j)^{-1})$. When u and v are only L^2 , then one must use smooth approximations of u and v . In any case, it follows that the limit of the right side vanishes as $\epsilon \rightarrow 0$. \square

As an immediate consequence, we have the

Corollary 1. *If $\mathcal{L} = \nabla^* \nabla$, acting on any tensor bundle, then its Friedrichs extension satisfies*

$$(\nabla^* \circ \nabla)_{\text{Fr}} = \nabla_{\max}^* \circ \nabla_{\min} = \nabla_{\min}^* \circ \nabla_{\max} = \nabla_{\max}^* \circ \nabla_{\max} = \nabla_{\min}^* \circ \nabla_{\min};$$

in particular,

$$\mathcal{D}_{\text{Fr}}(\nabla^* \circ \nabla + \mathcal{R}) = \mathcal{D}_{\max}(\nabla) \cap \mathcal{D}_{\max}(\nabla^* \circ \nabla) = \{u \in L^2 \mid \nabla u \in L^2, \nabla^* \nabla u \in L^2\}.$$

Conormality and polyhomogeneity

It is very convenient to be able to work with functions which are not just in some weighted iterated edge Sobolev space, but are more regular. Experience dictates that the right class of ‘smooth functions’ on a conifold consists of functions which are polyhomogeneous; this regularity condition arises naturally, for example, for solutions of elliptic iterated edge equations. Roughly speaking, polyhomogeneous functions are those which admit expansions near each singular locus with tangentially smooth coefficients, and which have ‘product-type’ behaviour near the higher depth singularities.

Suppose first that M has only isolated conic singularities, so that \mathcal{V}_b is the space of structure vector fields. We say that u is conormal of (L^∞) weight δ , $u \in \mathcal{A}_{L^\infty}^\delta(M)$, if $|(r\partial_r)^j \partial_z^\alpha u| \leq Cr^\delta$ for all j, α and for some fixed $\delta \in \mathbb{R}$ which is independent of j and α . We could equally well have altered this definition to require that u and all of its b -derivatives lie in some fixed weighted L^2 space, $r^\delta L^2(M, r^{-1} dr dz)$; if this condition is satisfied, we write $u \in \mathcal{A}_{L^2}^\delta(M)$. These L^2 -based conormal spaces are slightly different from the L^∞ -based ones defined first, but it is not hard to check that for each $\delta \in \mathbb{R}$ and any $\epsilon > 0$, $\mathcal{A}_{L^\infty}^{\delta+\epsilon}(M) \subset \mathcal{A}_{L^2}^\delta(M) \subset \mathcal{A}_{L^\infty}^{\delta-\epsilon}(M)$, hence the intersection of these spaces over all δ are the same, and similarly, their union over all δ are the same. In various proofs below we shall find it simpler to work with the L^2 -based spaces instead, but the L^∞ -based ones are slightly simpler conceptually, so we presented their definition first. In any case, we say that conormal functions have *stable regularity* with respect to $\mathcal{V}_b(M)$.

Now suppose that M has a simple edge singularity. Then u is conormal at the edge if it has stable regularity in exactly the same sense with respect to the b -vector fields on M ; note that this space of vector fields is generated by $r\partial_r, \partial_y, \partial_z$, which is *not* the same as \mathcal{V}_e , for then we would only be requiring that u have stable regularity upon taking derivatives with respect to $r\partial_r, r\partial_y$ and ∂_z , so we would obtain only much weaker information on regularity in the edge (y) direction. Finally, if M has an isolated singular point of depth 2, then in terms of coordinates (r, y, s, w, θ) as above, u is conormal if it has stable regularity with respect to the space of vector fields generated by $r\partial_r, s\partial_s, \partial_y, \partial_w, \partial_\theta$; again note that this is much stronger than requiring stable regularity with respect to \mathcal{V}_{ie} .

The difference between conormality and regularity with respect to \mathcal{V}_e or \mathcal{V}_{ie} is one of the central points of the theory of iterated edge operators. On the one hand, there is a very general regularity result which holds for solutions of arbitrary elliptic iterated edge operators; for simplicity we state this only for generalized Laplacians on depth 2 spaces, so as not to have to define ellipticity in this general setting or describe notation for weight functions in spaces of general depth.

Proposition 4. *Let \mathcal{L} be a generalized Laplacian for an iterated edge metric of depth 2 on a space M . Suppose that $f \in r^{\delta-2}s^{\delta'-2'}H_{ie}^\ell(M)$ for some $\ell \geq 0$ and weights $\delta, \delta' \in \mathbb{R}$. If $u \in r^\delta s^{\delta'} L^2(M)$ solves $\mathcal{L}u = f$, then $u \in r^\delta s^{\delta'} H_{ie}^{\ell+2}(M)$; in particular, if $f = 0$, then $u \in r^\delta s^{\delta'} H_{ie}^\ell$ for all $\ell \geq 0$ – in other words, u has stable regularity with respect to \mathcal{V}_{ie} .*

A close examination of this statement shows that it reduces by scaling arguments

to standard local elliptic estimates. It can also be proved using the so-called uniform pseudodifferential calculus on the interior of M , see [1, §4] for a more careful description of this. On the other hand, it is not true that an arbitrary solution to $\mathcal{L}u = 0$ is conormal, and it is an important problem to give criteria to ensure that solutions do in fact enjoy conormal regularity.

Functions which satisfy these conormality conditions include any monomial of the form $r^\delta a(y, z)$ or $r^\delta s^{\delta'} a(y, w, \theta)$ in the depth 1 and 2 cases, respectively, where the coefficients are smooth in all other variables; we can also take infinite asymptotic sums of such monomials. However, many other functions satisfy the conormal estimates, including arbitrary powers of $|\log r|$, etc. A more tractable subclass consists of the conormal functions u which have asymptotic expansions in terms of the simple monomials above; for technical reasons it is necessary to only allow positive integer powers of the logs of the defining functions. Thus in the depth 1 case, u is polyhomogeneous, $u \in \mathcal{A}_{\text{phg}}(M)$, if

$$u \sim \sum_{\substack{\text{Re } \gamma_j \rightarrow \infty \\ \text{Re } \eta_i \rightarrow \infty}} \sum_{\ell=0}^{N_j} r^{\gamma_j} (\log r)^\ell a_{j,\ell}(y, z),$$

whereas in the depth 2 case, $u \in \mathcal{A}_{\text{phg}}(M)$ if it has an expansion of this form near each of the boundaries $r \rightarrow 0$, $s \geq \epsilon$ and $s \rightarrow 0$, $r \geq \epsilon$, while near the corner $r = s = 0$ it has a double expansion

$$u \sim \sum_{\substack{\text{Re } \gamma_j \rightarrow \infty \\ \text{Re } \eta_i \rightarrow \infty}} \sum_{\ell=0}^{N_j} \sum_{k=0}^{N'_i} r^{\gamma_j} s^{\eta_i} (\log r)^\ell (\log s)^k a_{i,j,k,\ell}(y, w, \theta),$$

where again all coefficients are smooth.

Conic operators

A space (M^n, g) with the simplest iterated edge structure is one with isolated conic singularities. Each cone point $p \in M$ has a neighbourhood \mathcal{V} diffeomorphic to a cone $C_{0,1}(N)$ where N is a compact, smooth $(n-1)$ -dimensional manifold. A generalized Laplacian \mathcal{L} on M can be written in \mathcal{V} as in (12), but since the singular stratum S reduces to the point p , there are no y variables, and N is smooth.

Now define

$$A = r\mathcal{L}r = -(r\partial_r)^2 - nr\partial_r + \mathcal{L}_N - (n-1) + rE',$$

where $E' = r^{-1}Er$ is again a smooth combination of multiples of $r\partial_r$ and ∂_z . This is a b -operator in the sense of [18], cf. also [15]; we have put the two factors of r on both sides of \mathcal{L} to make it symmetric on L^2 , as this will be useful below.

A number $\gamma \in \mathbb{C}$ is said to be an indicial root of A if there exists $\phi \in \mathcal{C}^\infty(N)$ such that $A(r^\gamma \phi(z)) = \mathcal{O}(r^{\gamma+1})$. Writing this out, we see that

$$A(r^\gamma \phi) = r^\gamma (\mathcal{L}_N - \gamma^2 - n\gamma - n + 1)\phi + \mathcal{O}(r^{\gamma+1}), \quad (15)$$

hence γ is an indicial root for A if and only if $\gamma^2 + n\gamma + n - 1$ is an eigenvalue of \mathcal{L}_N and ϕ is the corresponding eigenfunction. We define the indicial roots of \mathcal{L} similarly, so γ is an indicial root for \mathcal{L} if and only if $\gamma - 1$ is an indicial root for A .

We have already noted that

$$\mathcal{L} : r^\delta H_b^{\ell+2}(M) \longrightarrow r^{\delta-2} H_b^\ell(M) \quad (16)$$

is bounded for any δ, ℓ . The first basic result is that (16) is Fredholm whenever δ is not an ‘indicial weight’. More precisely, suppose that γ is an indicial root of \mathcal{L} , and set $\delta(\gamma) = \gamma + n/2$. Then r^γ lies in $r^{\delta(\gamma)-\epsilon} L^2((0,1); r^{n-1} dr)$ for every $\epsilon > 0$, but not when $\epsilon = 0$; in other words, r^γ ‘just fails’ to lie in $r^{\delta(\gamma)} L^2$. There is a sequence of cutoffs u_j of $r^\gamma \phi(z)$ (where ϕ is associated to γ as above) with disjoint supports such that

$$\|u_j\|_{r^{\delta(\gamma)} L^2} = 1, \quad \|\mathcal{L}u_j\|_{r^{\delta(\gamma)-2} L^2} \rightarrow 0.$$

This proves that (16) does not have closed range when $\delta = \delta(\gamma)$, but in fact, this is the only obstruction to Fredholmness:

Proposition 5. *Let \mathcal{L} be a generalized Laplacian on a compact space (M, g) with isolated conic singularities. Then (16) is Fredholm provided $\delta \neq \delta(\gamma)$ for some indicial root γ of \mathcal{L} .*

These indicial roots play a fundamental role in the regularity theory of solutions too:

Proposition 6. *Let (M, g) and \mathcal{L} be as above, and $\delta \in \mathbb{R}$ a weight such that $\delta \neq \delta(\gamma)$ for any indicial root γ of \mathcal{L} . If $f \in r^{\delta-2} H_b^\ell(M)$ for any $\ell \in \mathbb{N}$ and $u \in r^\delta L^2$ is a solution of $\mathcal{L}u = f$, then $u \in r^\delta H_b^{\ell+2}(M)$. In particular, taking the intersection over all ℓ , if $f \in \mathcal{A}(M)$, then $u \in \mathcal{A}(M)$, i.e. if f is conormal, then so is u . Moreover, if $f \in \mathcal{A}_{\text{phg}} \cap r^{\delta-2} L^2$ (e.g. if $f \equiv 0$) and $u \in r^\delta L^2$, then $u \in \mathcal{A}_{\text{phg}} \cap r^\delta H_b^\ell$ for any $\ell \geq 0$. The exponents in the polyhomogeneous expansion of u are all of the form $\gamma + \ell$ where γ either is an indicial root of \mathcal{L} or else $\gamma = \gamma' + 2$ where γ' appears in the polyhomogeneous expansion for f , and in either case with $\delta(\gamma) > \delta$.*

The two main tools used in proving both of these results are the Mellin transform, and the indicial operator of A . By definition, the Mellin transform of $u(r, z)$ is given by

$$u(r, z) \longmapsto u_M(\zeta, z) := \int_0^\infty r^{i\zeta-1} u(r, z) dr;$$

this is simply the Fourier transform in logarithmic coordinates $t = -\log r$. The *indicial operator* of A is defined by

$$I(A) := -(r\partial_r)^2 - nr\partial_r + \mathcal{L}_N - (n-1); \quad (17)$$

this acts on functions on $\mathbb{R}^+ \times N$ and should be understood as a model for A at $r = 0$. We also write $I(\mathcal{L}) = r^{-1}I(A)r^{-1}$. The fundamental relationship connecting these two objects is the formula

$$(I(A)u)_M(\zeta, z) = (\mathcal{L}_N + \zeta^2 + in\zeta - (n-1)) u_M(\zeta, z), \quad (18)$$

which is very closely related to (15). The inverse of the indicial operator provides a good parametrix for A . This is effective because $I(A)$ is invariant under the \mathbb{R}^+ action, $(r, z) \mapsto (\lambda r, z)$, so its analysis may be reduced to that of a family of operators on N . Indeed, denote by $I_\zeta(A)$ the operator on the right in (18); this is called the indicial family of A . The family of operators $I_\zeta(A)^{-1}$ is essentially the resolvent of \mathcal{L}_N , and since \mathcal{L}_N is a self-adjoint elliptic operator on a compact manifold, it has discrete spectrum, hence this family extends meromorphically to all of \mathbb{C} . Using (15) and (18), its poles occur precisely at $\zeta = i\gamma$ where γ is an indicial root of A . A parametrix for A itself may be constructed by a Fourier synthesis of the operators $I_\zeta(A)^{-1}$. We give further details on this in the slightly more general setting of depth 2 iterated edge spaces later in this section and refer to [15] and [18] for complete proofs.

The important application of this regularity theorem here is to the problem of characterizing self-adjoint extensions of the generalized Laplacian \mathcal{L} . Consider the mapping

$$\mathcal{L} : L^2(M) \longrightarrow L^2(M).$$

It is proved in [6] (in the scalar case, but the techniques readily apply to the vector-valued case), see also [13], that if $u \in \mathcal{D}_{\max}$, i.e. $u \in L^2$ and $\mathcal{L}u \in L^2$, then using Proposition 6,

$$u = \sum_{\gamma_j \in (-n/2, -n/2+2]} c_j r^{\gamma_j} \phi_j(z) + w, \quad w \in r^2 H_b^2(M). \quad (19)$$

Furthermore, it follows directly from the method of proof that the mappings $\mathcal{D}_{\max} \ni u \mapsto c_j(u)$ and $\mathcal{D}_{\max} \ni u \mapsto w \in r^2 H_b^2(M)$ are both continuous. In general one would also expect log terms in this expansion, but in our specific applications these appear rarely, so for simplicity we omit them in our general discussion of this theory and write this expansion and similar ones below omitting such log terms except when they specifically do appear.

On the other hand, one can also show that $u \in \mathcal{D}_{\min}$ if and only if all $c_j = 0$, i.e. $u \in r^2 H_b^2(M)$. Thus it is precisely the indicial roots of \mathcal{L} in the range $(-n/2, -n/2+2]$, which we call the *critical interval*, that prevent \mathcal{L} from being essentially self-adjoint. It is clear from the definitions that indicial roots exist in this critical interval if and only if \mathcal{L}_N has eigenvalues lying in the interval $[0, 1 - (-n/2+1)^2]$; in particular this can happen only if $n \leq 4$.

Slightly more generally, various closed extensions are characterized by imposing linear algebraic conditions on the coefficients c_j . For example, if $\mathcal{L} = \nabla^* \nabla$, then $u \in \mathcal{D}_{\text{Fr}}$ is equivalent to $c_j = 0$ for all j such that $\gamma_j \in (-n/2, -n/2+1]$ (so we admit only the indicial roots in the ‘upper half’ of the critical interval, i.e. in $(-n/2+1, -n/2+2]$). In our specific application below, the value $-n/2+1$ is an indicial root of multiplicity two, so the corresponding solution has a log term in its expansion there; the Friedrichs extension allows solutions which have the $r^{-n/2+1}$ term, but not the $r^{-n/2+1} \log r$, in their expansions.

The fact that there are only finitely many indicial roots in this interval implies that any choice of domain \mathcal{D} on which \mathcal{L} is self-adjoint has the property that $\mathcal{D} \subset r^\epsilon H_b^2$ for some

$\epsilon > 0$. By the L^2 version of the Arzela-Ascoli theorem, this space is compactly contained in L^2 , which gives the

Corollary 2. *Let $(\mathcal{L}, \mathcal{D})$ be a self-adjoint extension of \mathcal{L} acting on L^2 . Then this operator has discrete spectrum consisting only of eigenvalues of finite multiplicity. Each eigenfunction $\phi \in \mathcal{D}$ is polyhomogeneous.*

In the proofs of our main results below, we use these expansions (and their analogues for restricted depth 2 iterated edge operators) to show that if u lies in the Friedrichs domain of \mathcal{L} (where $\mathcal{L} = P$ or L), then we can justify certain integrations by parts by either showing that certain coefficients c_j vanish, or if they do not, then by showing that the associated functions $r^{\gamma_j} \phi_j(z)$ have certain special properties.

Incomplete edge operators

The next case is when (M, g) has an incomplete edge singularity, i.e. the singular stratum S is a closed manifold and some neighbourhood around it in M is a cone-bundle over S with fibre the truncated cone $C_{0,1}(N)$ over a compact smooth manifold N . If \mathcal{L} is a generalized Laplacian on (M, g) and ρ is the radial function on the conic fibres, then we define A as before by $A = \rho \mathcal{L} \rho$.

We define the indicial roots of A and \mathcal{L} exactly as in the conic case. Note that when defining the indicial operator for A , we also drop the $\rho \partial_y$ derivatives, where y is a coordinate along S , since in terms of formal power series (or polyhomogeneous) expansions, these are lower order terms. However, these tangential derivative terms are quite important in other ways, and in this setting $I(A)$ does not capture all the appropriate features of A near S . Accordingly, we introduce the *normal operator* of A at any point $p \in S$, defined as

$$N(A) := -(\rho \partial_\rho)^2 - (n - m) \rho \partial_\rho + \mathcal{L}_N + \rho^2 \Delta_y - (n - m - 1), \quad (20)$$

where \mathcal{L}_N is the generalized Laplacian with respect to the induced metric on the conic link N at the point p . It turns out that in many natural geometric problems, including the present setting, the induced metric on the link N is independent of $p \in S$, hence the indicial roots of $N(A)$ do not depend on $p \in S$. For simplicity we assume that this is the case in all that follows.

Although $N(A)$ looks similar to A itself, the difference is that we are regarding (ρ, y) as global linear variables on the half-space $\mathbb{R}^+ \times \mathbb{R}^m$, $m = \dim S$, and have dropped all ‘higher order’ terms from A . As with the indicial operator for conic operators, the inverse (or pseudo-inverse) of $N(A)$ is the main ingredient in the construction of a parametrix for A . Understanding the invertibility of $N(A)$ is feasible because, once again, it has many symmetries, namely it is invariant by translations in the y variables and by dilations $(\rho, y) \mapsto (\lambda \rho, \lambda y)$, so we can ultimately reduce its study to that of a family of operators on $N \times \mathbb{R}^+$.

Unlike the conic setting, it is not true that

$$A : \rho^\delta H_e^2(M) \longrightarrow \rho^\delta L^2(M) \quad (21)$$

is Fredholm except when δ takes on one of the special indicial values. Indeed, although the mapping (21) has closed range when $\delta \neq \delta(\gamma)$ for some indicial root γ , it has infinite dimensional kernel or cokernel, except possibly inside a narrow interval of values of δ . To show that (21) is Fredholm it is necessary to impose the additional hypothesis that $N(A)$ is invertible on $\rho^\delta L^2$. To prove that arbitrary solutions $u \in \rho^\delta L^2$ of $\mathcal{L}u = 0$ are regular (polyhomogeneous) as $\rho \rightarrow 0$, we must assume that $N(A)$ is injective on $\rho^\delta L^2$.

To phrase this properly, recall first that the volume form with respect to which \mathcal{L} is symmetric is a smooth nonvanishing multiple of $\rho^{n-m-1} d\rho dV_S dV_N$, so the critical power of ρ which is at the ' L^2 cutoff' is different than in the conic case. Thus we now set $\delta(\gamma) := \gamma + (\dim N + 1)/2 = \gamma + (n - m)/2$.

Proposition 7. *Suppose that (M, g) is a manifold with an incomplete edge singularity, and let \mathcal{L} and A be as above. Then (21) is Fredholm if and only if*

$$N(A) : \rho^\delta H_e^2(\mathbb{R}^+ \times \mathbb{R}^m \times N) \longrightarrow \rho^\delta L^2(\mathbb{R}^+ \times \mathbb{R}^m \times N)$$

is invertible. (This implies that $\delta \neq \delta(\gamma)$ for any indicial root γ of A , so it is unnecessary to add this as an extra hypothesis.)

The proof is more involved than in the conic case, and relies on a parametrix G for A which is constructed in the pseudodifferential edge calculus as developed in [15]. The corresponding parametrix in the conic case is easier since it is constructed from $I_\zeta(A)^{-1}$, which as we have seen is essentially just the resolvent family of \mathcal{L}_N , hence well-understood. In this edge setting, however, one must first analyze the inverse of $N(A)$ and then develop a formalism to localize along the edge S and regard A as a perturbation of the family of normal operators $N_q(A)$, $q \in S$. Again in contrast to the conic setting, $N(A)$ is not invariant under dilations in ρ , so the Mellin transform is not the only tool needed; indeed, we must also exploit the translation invariance of $N(A)$ in the tangential variable y . Taking the Fourier transform in y reduces $N(A)$ to

$$\widehat{N}(A) = -(\rho \partial_\rho)^2 - (n - m)\rho \partial_\rho + \mathcal{L}_N - (n - m - 1 - \rho^2 |\xi|^2),$$

which is a family of b -operators near $\rho = 0$, with indicial roots independent of the Fourier transform variable ξ . However, there is an additional 'Bessel structure' of these operators as $\rho \rightarrow \infty$ which must be taken into account, and in addition we must understand the dependence on ξ of the corresponding family of inverses. The inverse $N(A)^{-1}$ is then constructed by inverse Fourier transform in y . A further and less obvious step is to analyze the pointwise asymptotic behaviour of the Schwartz kernel for $N(A)^{-1}$. We refer to the paper [15] (where the above proposition appears as a particular case of Theorem 6.1) for complete details of this construction, as well as an explanation of how to pass from $N(A)^{-1}$ to a parametrix for A , and for the proof of the mapping properties of this parametrix.

Suppose, however, that the nullspace of $N(A)$ in $\rho^\delta L^2$ is nontrivial. Because of the translation invariance in y of this operator, it is easy to see that this nullspace must be infinite dimensional, and from this it follows that A itself has an infinite dimensional nullspace on $\rho^\delta L^2$. Every solution of $Au = 0$ has stable regularity with respect to \mathcal{V}_e , but most of these solutions are not polyhomogeneous. In this situation, a canonical choice of solution to $Au = f$ which has the maximal regularity is the one which is orthogonal (in $\rho^\delta L^2$) to the nullspace of A . On the other hand, if $N(A)$ is injective on $\rho^\delta L^2$ and has closed range but is not surjective, then by similar reasoning one finds that its range has infinite codimension, and that the same is true for A too. All of this can be proved using similar parametrix constructions. Indeed, if $N(A)$ is either injective with closed range or surjective on $\rho^\delta L^2$, but not necessarily invertible, then the same type of construction as above, i.e. taking tangential Fourier transform, writing down the solution operator to the resulting ordinary differential operator, etc., yields a left or right inverse, respectively, for $N(A)$, and from this one can construct a left or right parametrix for A itself. This can be used to prove the

Proposition 8. *Suppose that (M, g) is a manifold with an incomplete edge singularity, with \mathcal{L} and A as above. Suppose that $N(A)$ is injective on $\rho^\delta L^2$ and $\delta \neq \delta(\gamma)$ for any indicial root γ of A . If $f \in \rho^\delta L^2 \cap \mathcal{A}_{\text{phg}}$, then any solution $u \in \rho^\delta L^2$ to $Au = f$ satisfies $u \in \rho^\delta L^2 \cap \mathcal{A}_{\text{phg}}$. (Incidentally, this is localizable in the sense that if f is only polyhomogeneous in some open neighbourhood in the edge S , then u is polyhomogeneous in that same neighbourhood.)*

On the other hand, suppose that $N(A)$ is surjective on $\rho^\delta L^2$ and $\delta \neq \delta(\gamma)$ for any indicial root γ of A . Then the range of A on $\rho^\delta L^2$ is closed and has finite codimension. If $f \in \rho^\delta L^2 \cap \mathcal{A}_{\text{phg}}$ lies in this range, then the solution $u \in \rho^\delta L^2$ which is orthogonal to the nullspace of A satisfies $u \in \rho^\delta L^2 \cap \mathcal{A}_{\text{phg}}$.

We now discuss closed and self-adjoint extensions of the unbounded mapping

$$\mathcal{L} : L^2(M) \longrightarrow L^2(M).$$

Assume that $N(\mathcal{L}) : L^2 \rightarrow \rho^{-2}L^2$ is surjective, and let G be the right (pseudo-)inverse provided by Proposition 8 for $\mathcal{L} : L^2 \rightarrow \rho^{-2}L^2$. If $f \in L^2$ is in its range, then $u = Gf$ lies in L^2 and is orthogonal to the nullspace of \mathcal{L} , hence has the maximal regularity amongst all solutions of this equation. If, moreover, $f \in L^2 \cap \mathcal{A}_{\text{phg}}$, then u is also polyhomogeneous, so that

$$u = \sum_{\gamma_j \in (-(n-m)/2, -(n-m)/2+2]} c_j(y) \rho^{\gamma_j} \phi_j(z) + w, \quad (22)$$

where $w \in \rho^2 H_e^2(M) \cap \mathcal{A}_{\text{phg}}$ and every coefficient $c_j(y)$ lies in \mathcal{C}^∞ . This expansion can be used to characterize the minimal extension. Indeed, by taking graph closures we can prove that $u \in \mathcal{D}_{\min}$ if and only if $u \in \rho^2 H_e^2(M)$, i.e. $\mathcal{D}_{\min} = \rho^2 H_e^2$. Note however, that if we only assume that $f \in L^2$, but not that f is polyhomogeneous, then the coefficient functions $c_j(y)$ are no longer smooth and this expansion is valid only in a weak sense, i.e. it holds only if u is paired with a test function in the y variables. Nonetheless, it is

still meaningful to specify a closed extension of the core domain of smooth functions with support in the regular set of M , or equivalently a domain \mathcal{D} such that $(\mathcal{L}, \mathcal{D})$ is closed, by requiring that some of these coefficients, or linear combinations of them, vanish. In our main application below we use the Friedrichs extension, which imposes the condition that $c_j = 0$ for all j with $\gamma_j < -(n-m)/2 + 1$, and (since $-(n-m)/2 + 1$ is a double indicial root) which also omit the term $r^{-(n-m)/2+1} \log r$.

Suppose now that $(\mathcal{L}, \mathcal{D})$ is a self-adjoint extension. In this edge setting it is no longer necessarily true that $(\mathcal{L}, \mathcal{D})$ gives a Fredholm problem; in the conic case this was guaranteed by the fact that \mathcal{D} includes compactly in L^2 , but here this may not be the case. The criterion for this to hold is simple enough, fortunately. Since we are only considering domains \mathcal{D} which are defined by imposing vanishing conditions on certain of the coefficients $c_j(y)$ in the expansion, we may also impose these boundary conditions on solutions of $N(\mathcal{L})u = 0$. Then $(\mathcal{L}, \mathcal{D})$ is Fredholm if and only if there exist no tempered solutions of $N(A)u = 0$ with u satisfying the boundary conditions corresponding to \mathcal{D} .

To prove this last statement, it suffices to construct a parametrix G in the pseudodifferential edge calculus which has the property that $G : L^2(M) \rightarrow \mathcal{D}$ and such that $\mathcal{L}G - \text{Id}$ is a compact operator. The construction is very similar to the one sketched above; the main difference is that one needs to use the inverse for $N(\mathcal{L})$ which satisfies the boundary conditions imposed by \mathcal{D} . We shall provide more details about this for the specific case of the Friedrichs extension for the operator P in the next section. It is necessary to analyze P in this way because as we shall show, for this particular operator, there is no weight δ such that $N(P) : \rho^\delta H_e^2 \rightarrow \rho^{\delta-2} L^2$ is invertible: it is injective when $\delta > 1$, and surjective when $\delta < 1$ (and nonindicial). Nonetheless, the Friedrichs extension does turn out to be Fredholm, and in fact an isomorphism.

Incomplete iterated edge operators

The final case to consider is when (M, g) is an incomplete iterated edge space of restricted depth 2 (which means that the depth 2 stratum consists only of isolated points). Hence if q is any point in this depth 2 stratum, then q has a neighbourhood identified with the truncated cone $C_{0,1}(N)$ where N is a compact space with conic (or more generally, incomplete edge) singularities. In our setting N has only conic singularities, so for simplicity we assume that this is the case. The results we need do not appear elsewhere in the literature yet, so we provide more details of the proofs than we did above for conic or incomplete edge singularities.

Thus let (M, g) be as above and \mathcal{L} a generalized Laplacian on M . Rather than discussing Fredholm properties for \mathcal{L} acting between weighted Sobolev spaces with different weights as in (14), we focus immediately on the analysis of the unbounded map

$$\mathcal{L} : L^2(M) \longrightarrow L^2(M). \quad (23)$$

Our goal is to define certain domains on which \mathcal{L} is self-adjoint, and in particular, to

characterize elements in the Friedrichs domain. We shall also prove a regularity theorem, showing that certain solutions of $\mathcal{L}u = f$ with $f \in L^2 \cap \mathcal{A}_{\text{phg}}$ are also polyhomogeneous. Much of this analysis is local, and since we have already studied this problem near the edges, we consider the behaviour of \mathcal{L} on sections supported near the depth 2 conic points.

Thus if q is a depth 2 point and N its link, then writing \mathcal{L} as in (12) (now, of course, there are no y variables) exhibits the induced operator \mathcal{L}_N on N . Since N has conic singularities, \mathcal{L}_N is a conic operator on a compact space, so we can bring to bear the theory we have developed for such operators. In fact, in order to mimic that theory here, we would like to consider \mathcal{L}_N as a self-adjoint operator, and for that we must choose a domain \mathcal{D}_N such that $(\mathcal{L}_N, \mathcal{D}_N)$ is self-adjoint on $L^2(N)$, and hence has discrete spectrum. For example, we can let \mathcal{D}_N be the Friedrichs domain. In any case, having made this choice, we define the indicial operator $I(\mathcal{L})$ as in (17); the indicial roots relative to \mathcal{D}_N are the values γ for which there exists $\varphi \in \mathcal{D}_N$ such that $\mathcal{L}(r^\gamma \varphi) = \mathcal{O}(r^{\gamma-1})$.

The next step is to define the function space $L^2_{\mathcal{D}_N}(M)$; this consists of all functions $u \in L^2$ which, near any depth 2 point q , have the property that $u(r, \cdot) \in \mathcal{D}_N$ for almost every $r \in (0, 1)$, and in addition

$$\int_0^1 \|u(r, \cdot)\|_{\mathcal{D}_N}^2 r^{n-1} dr < \infty.$$

The Sobolev spaces $H_{\text{ie}, \mathcal{D}_N}^\ell$ are then defined as the intersection $H_{\text{ie}}^\ell(M) \cap L^2_{\mathcal{D}_N}(M)$. Using the expansion (19) for elements of \mathcal{D}_N for each r , and the continuous dependence of this expansion on the function $u(r, \cdot) \in \mathcal{D}_N$, we see that if $u \in L^2_{\mathcal{D}_N}$, then

$$u = \sum c_j(r) s^{\gamma_j} \phi_j(\theta) + w, \quad \text{where} \quad w \in L^2((0, 1), r^{n-1} dr; s^2 H_b^2(N)), \quad (24)$$

and each $c_j \in L^2(r^{n-1} dr)$ as well. Here the γ_j are indicial roots lying in the critical interval for \mathcal{L}_N along the edge and $\sum c_j(r) s^{\gamma_j} \phi_j(\theta)$ lies in \mathcal{D}_N for almost every r .

We shall suppose for simplicity that $\mathcal{L} = -\partial_r^2 - \frac{n-1}{r} \partial_r + \frac{1}{r^2} \mathcal{L}_N + \frac{1}{r} E$, where the remainder term E has the special form

$$E = f_1(r) \mathcal{L}_N + f_2(r) r \partial_r + f_3(r); \quad (25)$$

the matrix-valued functions f_i are assumed to be smooth up to $r = 0$. This may seem restrictive, but is satisfied by the operators P and L in our problem, and simplifies various arguments below.

We also assume that \mathcal{D}_N has the property that the coefficients in the expansion (24) of $u \in L^2_{\mathcal{D}_N}$ along each edge satisfy certain vanishing conditions which correspond to a self-adjoint Fredholm extension of \mathcal{L} along these edges, as explained in the previous subsection. Thus the global definition of $L^2_{\mathcal{D}_N}$ includes the imposition of these boundary conditions along all the edges.

We first prove an existence theorem.

Proposition 9. *Let (M, g) , \mathcal{L} and \mathcal{D}_N satisfy all of the conditions above. Then there is an operator G such that*

$$G : L^2(M) \longrightarrow r^2 H_{\text{ie}, \mathcal{D}_N}^2(M)$$

is bounded, and $\mathcal{L}G - \text{Id}$ is compact on $L^2(M)$.

Proof. Using the assumption on \mathcal{D}_N along the edges, we can construct a parametrix for \mathcal{L} with compact remainder for sections supported away from the depth 2 points. Thus it suffices to produce a parametrix near each such point. First rewrite $\mathcal{L}u = f$ as $Av = h$ where $v = r^{-1}u$, $h = rf \in rL^2$. A priori, $v = r^{-1}u \in r^{-1}L^2$, though in fact, by Proposition 4, $v \in r^{-1}H_{\text{ie}}^2(M)$.

Consider A as a perturbation of its indicial operator at $r = 0$, $A = I(A) + rE'$, where $E' = r^{-1}Er$ has the same structure as E in (25). It suffices to construct an inverse for the first term $I(A)$. To solve $I(A)v = h$, take the Mellin transform:

$$I_\zeta(A) v_M = h_M$$

Since $\mathcal{L}_N : \mathcal{D}_N \rightarrow L^2(N)$ is self-adjoint with discrete spectrum, the indicial operator $I_\zeta(A) = \mathcal{L}_N + \zeta^2 + i\eta\zeta - (n-1) : \mathcal{D}_N \rightarrow L^2(N)$ is invertible for every ζ outside of a discrete set. The inverse $I_\zeta(A)^{-1}$, which is (up to a change of variables in ζ) the resolvent of \mathcal{L}_N , is a family of pseudodifferential operators which is meromorphic in ζ with poles at the points $\zeta = i\gamma$ where γ is an indicial root of A ; furthermore, for each ζ in the regular set, $I_\zeta(A)^{-1}$ maps $L^2(N)$ to \mathcal{D}_N .

All but a discrete set of horizontal lines $\text{Im } \zeta = \mu$ are pole-free. Along any line $\text{Im } \zeta = \mu$ away from these exceptional heights, we have the two estimates:

$$\|I_\zeta(A)^{-1}\|_{L^2(N) \rightarrow L^2(N)} \leq C(1 + |\zeta|)^{-2}, \quad \|I_\zeta(A)^{-1}\|_{L^2(N) \rightarrow \mathcal{D}_N} \leq C, \quad (26)$$

where C is bounded so long as the line of integration remains bounded away from any horizontal line containing a pole.

Along any pole-free line, define

$$\mathcal{G}_\mu := \int_{\text{Im } \zeta = \mu} r^{-i\zeta} I_\zeta(A)^{-1} d\zeta.$$

The Plancherel formula for the Mellin transform, the fact that this transform exchanges $r\partial r$ with $-i\zeta$, and the two estimates from (26), show directly that

$$\mathcal{G}_\mu : L^2(\mathbb{R}^+, r^{-1-2\mu} dr; L^2(N)) \longrightarrow L^2(\mathbb{R}^+, r^{-1-2\mu} dr; \mathcal{D}_N) \cap H_b^2(\mathbb{R}^+, r^{-1-2\mu} dr; L^2(N))$$

is a bounded mapping. The space H_b^2 on the right consists of functions u for which $u, r\partial_r u$ and $(r\partial_r)^2 u$ all lie in L^2 with respect to the given measure. Note also that by the meromorphy of $I_\zeta(A)^{-1}$, \mathcal{G}_μ is locally constant in μ , so long as we stay away from lines containing poles. We thus obtain a family of inverses for $I(A)$ acting on various weighted function spaces. In particular, $I(A) \circ \mathcal{G}_{-n/2}$ is the identity on $L^2(\mathbb{R}^+, r^{n-1} dr; L^2(N))$.

To conclude, first observe that $A \circ \mathcal{G}_{-n/2} = I - K$, where $K = -rE'\mathcal{G}_\mu$. By (25), this error term K is clearly bounded on $L^2(\mathbb{R}^+, r^{n-1}dr; L^2(N))$, and if we restrict to a region $r \leq r_0 \ll 1$, K has small norm on this space. Choosing r_0 small, we can invert $I - K$ by a Neumann series and obtain an exact right inverse G' for A on $L^2([0, r_0], r^{n-1}dr; L^2(N))$, and hence corresponding right inverse $G^{(1)} = rG'r$ for \mathcal{L} .

Now choose functions $\chi_1(r)$ and $\tilde{\chi}_1(r)$, where $\chi_1(r)$ equals 1 in $r \leq r_0/2$ and vanishes for $r \geq 3r_0/4$ while $\tilde{\chi}_1 = 1$ on the support of χ_1 and vanishes when $r \geq r_0$; define $\chi_2(r) = 1 - \chi_1(r)$ and choose $\tilde{\chi}_2$ which equals 1 on the support of χ_2 and vanishes in $r \leq r_0/4$. Finally, if $G^{(2)}$ is a parametrix for \mathcal{L} with compact remainder (we could even choose it to be an exact inverse) on the region $r \geq r_0/2$, then we set

$$G = \tilde{\chi}_1 G^{(1)} \chi_1 + \tilde{\chi}_2 G^{(2)} \chi_2.$$

A standard calculation and argument, using the boundedness and regularizing properties of the $G^{(j)}$, shows that $\mathcal{L}G = I - \mathcal{K}$, where \mathcal{K} is compact on $L^2(M)$. \square

This proof is precisely the same as in the conic case, but we have had to impose conditions on \mathcal{D}_N to ensure good control of this operator near the edges.

We now turn to regularity of solutions.

Proposition 10. *Assume all the same conditions on (M, g) , \mathcal{L} and \mathcal{D}_N . Then any solution $u \in L^2_{\mathcal{D}_N}(M)$ of $\mathcal{L}u = f$ with $f \in L^2(M)$ has an expansion as $r \rightarrow 0$ of the form*

$$u = \sum_{\gamma_j \in (-n/2, -n/2+2]} c_j r^{\gamma_j} \phi_j(z) + w, \quad w \in r^2 H^2_{\text{ie}, \mathcal{D}_N}(M),$$

where each $\phi_j(z)$ is an eigenfunction for $(\mathcal{L}_N, \mathcal{D}_N)$ associated to the eigenvalue corresponding to γ_j .

Finally, if $f \in L^2(M) \cap \mathcal{A}_{\text{phg}}$ and u is polyhomogeneous near the singular edges, then u is also polyhomogeneous near the singular vertices, i.e. $u \in L^2 \cap \mathcal{A}_{\text{phg}}$.

Proof. Note first that we only need to focus on a neighbourhood of $r = 0$ (i.e. the depth 2 points), since the first assertion only concerns these regions anyway and for the second assertion the assumption on \mathcal{D}_N already guarantees that u is polyhomogeneous near all edges.

As above, write $\mathcal{L}u = f$ as the equivalent equation $Av = h$, so $I(A)v = h - rE'v$; by the remarks above, and the assumption (25) on E , the right hand side lies in L^2 . Passing to the Mellin transform, $(h - rEv)_M(\zeta, \cdot) \in L^2(N)$ and hence

$$v_M(\zeta, \cdot) = I_\zeta(A)^{-1}(h - rEv)_M(\zeta, \cdot) \tag{27}$$

makes sense and takes values in \mathcal{D}_N for each ζ .

A priori, $v_M(\zeta, z)$ is holomorphic in the lower half-plane $\Im \zeta < -n/2 - 1$ (since $v \in r^{-1}L^2$) with values in \mathcal{D}_N . On the other hand, $(h - rEv)_M$ is holomorphic in $\Im \zeta < -n/2$ with values in $L^2(N)$. Furthermore, $I_\zeta(A)^{-1}$ is meromorphic in all of \mathbb{C} , with poles at the indicial roots of A , and takes values in the space of bounded operators from $L^2(N)$ to \mathcal{D}_N . This proves that $v_M(\zeta, z)$ extends meromorphically to $\Im \zeta < -n/2$, with at most a finite number of poles in the strip $\Im \zeta \in [-n/2 - 1, -n/2)$, and with values in \mathcal{D}_N . The residues at these poles lie in the eigenspaces of \mathcal{L}_N corresponding to those indicial roots, hence are polyhomogeneous on N . Taking the inverse Mellin transform shows that $v = \sum r^{\gamma_j} \phi_j(z) + w$ where $w \in L^2(r^{n-1}dr; \mathcal{D}_N)$. One further iteration of this argument shows that v has the decomposition asserted in the statement of this Proposition.

The next step is to show that if f (and hence h) is conormal, then so is v and hence u as well. Recall from Proposition 4 that $u \in H_{\text{ie}}^\ell$ for any $\ell \geq 0$. Conormality in this setting is the statement that u has stable regularity with respect to $r\partial_r$, $s\partial_s$ and ∂_θ , and the only one of these vector fields which does not lie in \mathcal{V}_{ie} is $r\partial_r$. Therefore we need only consider the behaviour of u under repeated action of $r\partial_r$. To study this, note that since the Mellin transform intertwines $r\partial_r$ with multiplication by $-i\zeta$, then $(r\partial_r)^\ell w \in L^2$ for all $\ell \geq 0$ if and only if $|w_M(\zeta, \cdot)| \leq C_\ell(1 + |\Re \zeta|)^{-\ell}$ for all $\ell \geq 0$. Therefore, multiplying (27) by ζ^2 and noting that $\zeta^2 I_\zeta(A)^{-1}$ is bounded as $|\Re \zeta| \rightarrow \infty$, we obtain $(r\partial_r)^2 v \in r^{-1}L^2$. Now iterate this step, eventually showing that $(r\partial_r)^\ell v \in L^2$ for any $\ell \geq 0$. This proves conormality.

The final step is to show that v (and hence u) is actually polyhomogeneous if f is. For this we return to the first argument. Write v_M again as in (27) and use that $(rEv)_M$ now extends to be holomorphic and rapidly decaying as $|\Re \zeta| \rightarrow \infty$ in $\Im \zeta < -n/2$, while h_M and $I_\zeta(A)^{-1}$ both extend meromorphically. This gives a meromorphic extension of v_M to $\Im \zeta < -n/2$ with rapid decay in horizontal directions. Iterating this eventually yields that v_M is meromorphic in the entire complex plane and rapidly decaying along horizontal lines. The final observation is that this is precisely the characterization of Mellin transforms of polyhomogeneous functions. Indeed, one can recover v by taking the inverse Mellin transform initially along any line $\Im \zeta = c < -n/2 - 1$, then recovering the full expansion of v by moving the contour up; the residues at the poles correspond to the terms $r^\gamma \phi(z)$ in the expansion. \square

Remark 1. *This type of proof was developed and used as a crucial part of the arguments in [15], but this use of Mellin transform and its relationship with polyhomogeneity goes back further to [19].*

6 Proof of Theorem 3

We now turn to the proof of the first main theorem, which implies that if \dot{g} is an infinitesimal deformation in standard form with no component corresponding to change of dihedral angles, then there is a unique equivalent infinitesimal deformation h which is in Bianchi gauge and such that h is polyhomogeneous. Recall from (11) at the end of section 4 that

$h = \dot{g} - 2\delta^*\eta$ where $P\eta = B\dot{g}$. Thus we must study the equation $P\eta = f$, which we do using the methods and results of the previous section. This requires various computations of the indicial roots of P on cone-surfaces and conifolds and of its indicial and normal operator. We carry these out first, then complete the proof of Theorem 3 at the end of this section.

Let us denote by Δ_j the Hodge Laplacian on j -forms. Because of the relationship of $P = \nabla^*\nabla - \text{Ric}$ with $\Delta_1 = \nabla^*\nabla + \text{Ric}$, a certain amount of the analysis below is most neatly phrased in terms of this Laplacian.

Analysis of the Hodge Laplacian on cone-surfaces

The behaviour of Δ_0 is not hard to understand. The following result is classical, but see [6] for extensive discussion.

Proposition 11. *Let (N, h) be a compact (possibly with non-constant curvature) cone-surface with all cone angles less than 2π . Then the corresponding Laplacian Δ_0 has a one-parameter family of self-adjoint extensions, described in the proof below. The Friedrichs extension, with domain $\mathcal{D}_{\text{Fr}}^0$, is the only one which admits the constant function $u \equiv 1$ in its nullspace.*

Proof. Near any cone point q , using the radial and angular variables (r, θ) , $I(\Delta) = r^{-2}(-(r\partial_r)^2 - \partial_\theta^2)$, so the indicial roots are all of the form $n\gamma$, $n \in \mathbb{Z}$ (with 0 a double root), where $\gamma = 2\pi/\alpha$. The function r^μ lies in $L^2(rdrd\theta)$ if and only if $\mu > -1$, so the only indicial roots affecting self-adjointness are those in the interval $(-1, 1]$. Since $\gamma > 1$, this excludes every indicial root except the double root 0. This root has corresponding solutions $r^0 = 1$ and $\log r$. Each of the corresponding domains of self-adjointness is then given by the condition $\mathcal{D}(\omega) = \{u = a + b \log r + v, v \in r^2 H_b^2\}$ where $(a + ib)/|a + ib| = e^{i\omega}$. In particular, $\mathcal{D}_{0, \text{Fr}} = \mathcal{D}(0)$, i.e. corresponds to the case where no log term is allowed. \square

Because $\dim N = 2$, the Hodge star intertwines the quadratic forms associated to Δ_0 and Δ_2 , so this result characterizes the Friedrichs extension of Δ_2 as well.

The story for Δ_1 is slightly more complicated. Rather than characterizing all possible self-adjoint extensions, we focus on the two with particular geometric interest: the Friedrichs extension, with domain $\mathcal{D}_{1, \text{Fr}} = \{u \in L^2(N) : \nabla u, \nabla^* \nabla u \in L^2\}$, and the Dirichlet-Neumann extension, with domain $\mathcal{D}_{1, \text{DN}} = \{u \in L^2 : du, \delta u, d\delta u, \delta du \in L^2\}$ (recall from Proposition 3 that $\nabla_{\min} = \nabla_{\max}$, $d_{\min} = d_{\max}$, and $\delta_{\min} = \delta_{\max}$). The latter was introduced by Gaffney [5]. The naturality of the Friedrichs extension is obvious, but the Dirichlet-Neumann extension is important because it is the one for forms of different degrees (rather than the Friedrichs extension) which is intertwined by d . Fortunately, in the present setting, these extensions agree.

Proposition 12. *Let (N, h) be a closed (possibly variable-curvature) cone-surface with cone angles less than 2π . Then $\mathcal{D}_{1, \text{Fr}} = \mathcal{D}_{1, \text{DN}}$, and we denote this domain simply by \mathcal{D}_1 . Furthermore, every $u \in \mathcal{D}_1$ also satisfies $\nabla du \in L^2$.*

Proof. Using the local trivialization of the 1-form bundle given by dr and $rd\theta$, the indicial operator of $\Delta_1 = \nabla^* \nabla + \text{Ric}$ is

$$I(\Delta_1) = r^{-2} \left(-(r\partial_r)^2 - \partial_\theta^2 + 1 \right) \begin{pmatrix} 1 & 0 \\ 0 & 1 \end{pmatrix} + 2r^{-2} \partial_\theta \begin{pmatrix} 0 & 1 \\ -1 & 0 \end{pmatrix}.$$

The set of indicial roots is thus $\Lambda(\Delta_1) = \{n\gamma \pm 1 ; n \in \mathbb{Z}\}$; the corresponding solutions are of the form

$$\begin{aligned} \eta_n^{++} &= r^{n\gamma+1} e^{in\gamma\theta} (dr - ir d\theta), & \eta_n^{+-} &= r^{-n\gamma-1} e^{in\gamma\theta} (dr - ir d\theta), \\ \eta_n^{-+} &= r^{n\gamma-1} e^{in\gamma\theta} (dr + ir d\theta), & \eta_n^{--} &= r^{-n\gamma+1} e^{in\gamma\theta} (dr + ir d\theta). \end{aligned} \quad (28)$$

Just as for functions, we must examine indicial roots lying in the interval $(-1, 1]$. The only possible ones are $1 - \gamma$ and $\gamma - 1$ (and these lie in this interval only if the cone angle α is between π and 2π). Now observe that

$$d\eta_{-1}^{++} = \overline{d\eta_{+1}^{--}} = r^{-\gamma} e^{-i\gamma\theta} (-i(2 - \gamma) - i\gamma) dr \wedge rd\theta \notin L^2, \quad \text{but}$$

$$d\eta_{+1}^{-+} = \overline{d\eta_{-1}^{+-}} = r^{\gamma-2} e^{i\gamma\theta} (i\gamma - i\gamma) dr \wedge rd\theta = 0.$$

If $\eta \in L^2$ and $\Delta_1 \eta \in L^2$, then

$$\eta = c^{++} \eta_{-1}^{++} + c^{--} \eta_{+1}^{--} + c^{-+} \eta_{+1}^{-+} + c^{+-} \eta_{-1}^{+-} + \tilde{\eta}, \quad \tilde{\eta} \in r^2 H_b^2.$$

Recall that $\eta \in \mathcal{D}_{1, \text{Fr}}$ if and only if $c^{++} = c^{--} = 0$, for this is what is needed to ensure that $\nabla \eta \in L^2$. Thus to prove that $\mathcal{D}_{1, \text{Fr}} = \mathcal{D}_{1, \text{DN}}$, we must show $c^{++} = c^{--} = 0$ whenever $\eta \in \mathcal{D}_{1, \text{DN}}$. But this follows immediately from the computation above since if c^{++} or $c^{--} \neq 0$, then $d\eta \notin L^2$.

To prove the last assertion, simply note that if $\eta \in \mathcal{D}_1$, so $\eta = c^{-+} \eta_{+1}^{-+} + c^{+-} \eta_{-1}^{+-} + \tilde{\eta}$, then as we have already checked, $d\eta = d\tilde{\eta} \in rH_b^1$, so $\nabla d\eta \in L^2$, as claimed. \square

Proposition 13. *Let (N, h) be a cone-surface with all cone angles less than 2π . Using the Friedrichs extension of the Hodge Laplacian on forms of every degree, let $\{\psi_j\}$ be the orthonormal basis of $L^2(N)$ consisting of eigenfunctions of Δ_0 , with corresponding eigenvalues λ_j , so that $\{*\psi_j\}$ is an orthonormal basis of $L^2(N, \Lambda^2 T^* N)$ consisting of eigenforms of Δ_2 . For each j with $\lambda_j > 0$, define the 1-forms*

$$\phi_j' = \frac{1}{\sqrt{\lambda_j}} d\psi_j, \quad \phi_j'' = \frac{1}{\sqrt{\lambda_j}} * d\psi_j.$$

Then $\{\phi'_j, \phi''_j\}$ is an orthonormal basis of $L^2(N, T^*N)$ consisting of eigenforms for Δ_1 . These satisfy $\delta\phi'_j = \sqrt{\lambda_j}\psi_j$, $d\phi''_j = \sqrt{\lambda_j} * \psi_j$ and furthermore,

$$\nabla d\psi_j, \nabla d\phi'_j, \nabla d\phi''_j \in L^2.$$

Finally, if the curvature κ of (N, h) is equal to $+1$, then $\text{spec}(\Delta_1) \subset (1, \infty)$.

Proof. This is well-known when N is a smooth closed surface, and the formal algebra is exactly as in that case. The only point to check is that each form is in the correct operator domain. Thus fix $\psi \in \mathcal{D}_0$ with $\Delta_0\psi = \lambda\psi$ and set $\phi = \lambda^{-1/2}d\psi$. By definition, $\phi \in L^2$, and $d\phi = 0$, so $\delta d\phi = 0$ too, hence both $d\phi, \delta d\phi \in L^2$. Next, $\delta\phi = \lambda^{-1/2}\Delta_0\psi = \lambda^{1/2}\psi \in L^2$, and finally $d\delta\phi = \lambda\phi \in L^2$. This proves that $\phi \in \mathcal{D}_1$, as claimed.

The previous proposition now gives that $\nabla d\psi \in L^2$. The other related assertions follow in the same way.

The lowest eigenvalue λ_1 for Δ_1 is strictly positive. Using the Weitzenböck formula $\Delta = \nabla^*\nabla + \text{Ric}$, the fact that we can integrate by parts for forms in the Friedrichs domain, and that $\text{Ric} = 1$ here, we see that if $\lambda_1\phi_1 = \nabla^*\nabla\phi_1 + \phi_1$, then $(\lambda_1 - 1)\|\phi_1\|^2 = \|\nabla\phi_1\|^2$, hence $\lambda_1 \geq 1$. If $\lambda_1 = 1$ then $\nabla\phi_1 \equiv 0$, but ϕ_1 decays at each conic point, which is a contradiction; thus $\lambda_1 > 1$. \square

Although we will only use this estimate on the eigenvalues, it is worth mentioning that a sharper one is true. This is due to Hartmut Weiss and the proof appears in [17].

Proposition 14 (Weiss). *If (N, h) is a spherical cone-surface with all cone angles less than 2π , then the smallest nonzero eigenvalue for the Friedrichs extension of the scalar Laplacian on N satisfies $\lambda_1 \geq 2$, with equality if and only if (N, h) is isometric to the spherical suspension of the circle \mathbb{S}^1_α .*

Computations near a singular edge

We now turn to computations for the operator P on the three-dimensional cone-manifold M near a singular edge, with dihedral angle $\alpha \in (0, 2\pi)$. Recall (2) that the local expression of the metric in cylindrical coordinates is $d\rho^2 + \text{sn}_\kappa^2\rho d\theta^2 + \text{cs}_\kappa^2\rho dy^2$.

Any 1-form η can be written in a neighbourhood of a point on this edge as $f d\rho + g\rho d\theta + h dy$, so that the pointwise norm of η is comparable to $(|f|^2 + |g|^2 + |h|^2)^{1/2}$. In this basis, both the Hodge Laplacian on 1-forms, Δ_1 , and P are incomplete elliptic edge operators. The indicial and normal operators for either of these are the same as for the corresponding operators in the flat case, so are all the same as for $\nabla^*\nabla$ on the flat edge $C(\mathbb{S}^1_\alpha) \times \mathbb{R}$.

We first calculate that

$$I(\nabla^*\nabla)(f d\rho + g\rho d\theta + h dy) = I((\nabla^*\nabla)^{C(\mathbb{S}^1_\alpha)})(f d\rho + g\rho d\theta) + (I((\Delta_0)^{C(\mathbb{S}^1_\alpha)})h) dy.$$

Thus using the computations of the last subsection, we see that the set of indicial roots is given by

$$\Lambda_e(\nabla^*\nabla) = \Lambda_e(P) = \{n\gamma + 1, n\gamma - 1, n\gamma; n \in \mathbb{Z}\}, \quad (29)$$

with corresponding solutions the 1-forms $\eta_n^{\pm\pm}$ from (28) in the first two components and $r^{\pm n\gamma} e^{in\gamma\theta} dy$ in the last component. For $n = 0$, the solutions are dy and $\log r dy$.

The only indicial roots lying in the critical interval $(-1, 1]$ are 0 (with multiplicity 2) and also $1 - \gamma$, $\gamma - 1$ if the cone angle is between π and 2π .

To proceed further, we must analyze the normal operator.

Proposition 15. *Fix $\delta > 1$ with $\delta - 1 \notin \Lambda_e(\nabla^*\nabla)$. Then*

$$N(\nabla^*\nabla) : \rho^\delta H_e^2(C(\mathbb{S}_\alpha^1) \times \mathbb{R}) \longrightarrow \rho^{\delta-2} L^2(C(\mathbb{S}_\alpha^1) \times \mathbb{R})$$

is injective with closed range; moreover, for the same values of δ ,

$$N(\nabla^*\nabla) : \rho^{2-\delta} H_e^2(C(\mathbb{S}_\alpha^1) \times \mathbb{R}) \longrightarrow \rho^{-\delta} L^2(C(\mathbb{S}_\alpha^1) \times \mathbb{R})$$

is surjective.

Proof. We begin by calculating that

$$N(\nabla^*\nabla)(fd\rho + g\rho d\theta + hdy) = N((\nabla^*\nabla)^{C(\mathbb{S}_\alpha^1) \times \mathbb{R}})(fd\rho + g\rho d\theta) + \left(N((\Delta_0)^{C(\mathbb{S}_\alpha^1) \times \mathbb{R}})h \right) dy$$

and computing the homogeneous solutions of $N(\nabla^*\nabla)\eta = 0$.

Suppose that $\eta \in \rho^\delta L^2$ is a solution of $N(\nabla^*\nabla)\eta = 0$. Decomposing into Fourier series in θ and taking Fourier transform in y gives the family $\hat{\eta}_n(\rho, \xi) = \hat{f}_n d\rho + \hat{g}_n \rho d\theta + \hat{h}_n dy$ which satisfies the partially coupled equations

$$\begin{cases} (-(\rho\partial_\rho)^2 + n^2\gamma^2 + 1 + \rho^2\xi^2) \hat{f}_n + 2in\gamma\hat{g}_n = 0 \\ (-(\rho\partial_\rho)^2 + n^2\gamma^2 + 1 + \rho^2\xi^2) \hat{g}_n - 2in\gamma\hat{f}_n = 0 \end{cases}$$

and

$$(-(\rho\partial_\rho)^2 + n^2\gamma^2 + \rho^2\xi^2) \hat{h}_n = 0.$$

These can be solved explicitly. Using complex conjugation, assume that $n \geq 0$. When $\xi = 0$, these equations reduce to the indicial equations above, and we have already obtained the solutions; none are in $\rho^\delta L^2$ globally in ρ . If $\xi \neq 0$ and $n \neq 0$, then

$$\begin{aligned} \hat{f}_n &= c_n^1(\xi) I_{n\gamma-1}(\rho|\xi|) + c_n^2(\xi) K_{n\gamma-1}(\rho|\xi|) + c_n^3(\xi) I_{n\gamma+1}(\rho|\xi|) + c_n^4(\xi) K_{n\gamma+1}(\rho|\xi|) \\ \hat{g}_n &= ic_n^1(\xi) I_{n\gamma-1}(\rho|\xi|) + ic_n^2(\xi) K_{n\gamma-1}(\rho|\xi|) - ic_n^3(\xi) I_{n\gamma+1}(\rho|\xi|) - ic_n^4(\xi) K_{n\gamma+1}(\rho|\xi|) \\ \hat{h}_n &= c_n^5(\xi) I_{n\gamma}(\rho|\xi|) + c_n^6(\xi) K_{n\gamma}(\rho|\xi|), \end{aligned}$$

while if $n = 0$, then

$$\begin{aligned}\hat{f}_0 &= c_0^1(\xi)I_1(\rho|\xi|) + c_0^2(\xi)K_1(\rho|\xi|) \\ \hat{g}_0 &= c_0^3(\xi)I_1(\rho|\xi|) + c_0^4(\xi)K_1(\rho|\xi|) \\ \hat{h}_0 &= c_0^5(\xi)I_0(\rho|\xi|) + c_0^6(\xi)K_0(\rho|\xi|),\end{aligned}$$

where c_n^1, \dots, c_n^6 are arbitrary functions or distributions and I_a, K_a are the modified Bessel functions of first and second kind (also called McDonald functions or just Bessel functions of imaginary argument). Their asymptotics,

$$I_a(x) \sim \frac{1}{2^a \Gamma(a+1)} x^a, \quad K_a(x) \sim \begin{cases} \Gamma(a) 2^{a-1} x^{-|a|} & \text{if } a \neq 0 \\ -\log(x/2) & \text{if } a = 0, \end{cases}, \quad x \rightarrow 0,$$

$$I_a(x) \sim \frac{1}{\sqrt{2\pi x}} e^x, \quad K_a(x) \sim \sqrt{\frac{\pi}{2x}} e^{-x}, \quad x \rightarrow \infty$$

can be found in [12].

Since $\eta \in \rho^\delta L^2$, we can immediately rule out the exponentially growing solutions involving I_a , so $c_n^1, c_n^3, c_n^5 \equiv 0$. Thus $\hat{\eta}_n$ decays exponentially as $\rho \rightarrow \infty$, while as $\rho \rightarrow 0$, if $n \neq 0$, then $\hat{\eta}_n \sim \rho^\mu$, where $\mu = -|n|\gamma - 1, -|n|\gamma$ or $-|n|\gamma + 1$, whereas $\hat{\eta}_0 \sim \rho^{-1}$ or $\log \rho$. If $1 - \gamma < \delta < 1$, then $\hat{\eta}_0 = K_0(\rho|\xi|) dy \in \rho^\delta L^2(\rho d\rho d\xi)$; however, if $\delta \geq 1$, then none of the $\hat{\eta}_n$ lie in this space. This proves that $N(\nabla^* \nabla)$ is injective on $\rho^\delta L^2$ whenever $\delta > 1$.

The fact that $N(\nabla^* \nabla)$ acting on $\rho^\delta L^2$ has closed range follows directly from the general argument in [15], see in particular Theorem 5.16 of that paper. That argument involves the construction of a left inverse for $N(\nabla^* \nabla)$ which is bounded on L^2 . A crucial part of this is that $\delta - 1$ is not an indicial root. For the reader's convenience, let us sketch this argument. Introducing Fourier series in θ and Fourier transform in y , we decompose the problem into a family of ordinary differential operators; it is sufficient to construct a left inverse for each of these and then show that the norms of these left inverses are bounded independently of n and ξ . Each of the ODE's which arise in this decomposition are Bessel operators, and one can write these left inverses quite explicitly, as in (30) below. A direct inspection of these Schwartz kernels leads to the uniformity in n and ξ of their operator norms. One can proceed in exactly the same way to construct a right inverse for $N(\nabla^* \nabla)$ acting on $\rho^{2-\delta} L^2$. This shows that the two mappings in the statement of this Proposition both have closed range and are, respectively, injective and surjective. \square

The two assertions, about injectivity and surjectivity, in this Proposition are equivalent to one another by a duality argument. Indeed, using the natural pairing $\rho^{\delta'} L^2 \times \rho^{-\delta'} L^2 \rightarrow \mathbb{C}$ for any δ' , if $u \in \rho^\delta H_e^2$ and $v \in \rho^{2-\delta} H_e^2$, then $\langle N(\nabla^* \nabla)u, v \rangle = \langle u, N(\nabla^* \nabla)v \rangle$. The pairing on the left is between $\rho^{\delta-2} L^2$ and $\rho^{2-\delta} L^2$ while the one on the right is between $\rho^\delta L^2$ and $\rho^{-\delta} L^2$. This shows that the dual of $N(\nabla^* \nabla)$ acting on $\rho^\delta L^2$ is naturally identified with the same operator acting on $\rho^{2-\delta} L^2$, and hence the first is injective with closed range if and only if the second one is surjective. As we have remarked earlier, the first mapping

has an infinite dimensional cokernel, and equivalently, the second mapping has an infinite dimensional nullspace, hence this particular problem does not satisfy the hypotheses described in §5 that we can choose a value of the weight parameter so that $N(\nabla^*\nabla)$ is an isomorphism. Thus Proposition 7 does not directly apply, but as indicated earlier, we can construct a parametrix relative to a different choice of boundary condition.

Modified parametrix construction

We now wish to construct a parametrix for the Friedrichs extension of P .

The first point is that the difficulty with the choice of weight parameters is absent if we work on the subspace $(\rho^\delta L^2)^\perp$ consisting of 1-forms which are in $\rho^\delta L^2$ and for which the coefficient of $e^{in\gamma\theta}$ vanishes when $n = 0$. The construction of an inverse using Fourier analysis and ODE methods indicated above shows that $N(\nabla^*\nabla) : (\rho^\delta H_e^2)^\perp \rightarrow (\rho^{\delta-2} L^2)^\perp$ is an isomorphism when $\delta \in (2 - \gamma, \gamma)$. Therefore it suffices to consider the restriction of the normal operator to the complementary subspace $(\rho^\delta L^2)_0$ consisting of forms for which only the $n = 0$ Fourier coefficient is nonzero. On this subspace, the only difficulty occurs in the third component of the 1-form, since the operator on that piece is the normal operator for the scalar Laplacian, $N(\Delta_0) = -\rho^{-2}((\rho\partial_\rho)^2 + \rho^2\partial_y^2)$.

Let us drop the subscript 0 for the moment. Let $f \in L^2(\mathbb{R}^+ \times \mathbb{R}, r dr dy)$. We shall construct a solution $u = G_0 f$ to $N(\Delta_0)u = f$ with $u \in \rho^{1-\epsilon} L^2$ near $\rho = 0$ for any $\epsilon > 0$. Because $N(\Delta_0)$ is surjective and has infinite dimensional kernel on this particular weighted space, there are many different solutions to this problem, each of which has an asymptotic expansion of the form $u \sim a(y) + b(y) \log \rho + \tilde{u}$ where $\tilde{u} \in \rho^\delta L^2$. The solution u which we seek is characterized by the condition that $b(y) \equiv 0$. The uniqueness of this solution is immediate since we already checked that the only solutions of $N(\Delta_0)u = 0$ in $\rho^{1-\epsilon} L^2$ correspond to $K_0(\rho|\xi|)$, and this has a log term in its expansion.

The construction of G_0 proceeds by first taking the Fourier transform in the y variable, and then expressing a right inverse for the resulting operator $\hat{N}(\Delta_0) = \rho^{-2}((-\rho\partial_\rho)^2 + \rho^2\xi^2)$ in terms of the homogeneous solutions for this operator, $I_0(\rho|\xi|)$, $K_0(\rho|\xi|)$. The tempered solution to $\hat{N}(\Delta_0)\hat{u} = \hat{f}$ which has no $\log \rho$ term is given by integrating in ρ' (with respect to $\rho' d\rho'$) against the Green function

$$\hat{G}_0(\rho, \rho', \xi) := -I_0(\rho|\xi|)K_0(\rho'|\xi|)H(\rho' - \rho) - K_0(\rho|\xi|)I_0(\rho'|\xi|)H(\rho - \rho') \quad (30)$$

where H denotes the Heaviside function, i.e.

$$\hat{G}_0 \hat{f} = -I_0(\rho|\xi|) \int_\rho^\infty K_0(\rho'|\xi|) \hat{f}(\rho', \xi) \rho' d\rho' - K_0(\rho|\xi|) \int_0^\rho I_0(\rho'|\xi|) \hat{f}(\rho', \xi) \rho' d\rho',$$

and from this we obtain that the Schwartz kernel of G_0 itself is given by

$$G_0(\rho, \rho', y, y') = \frac{1}{2\pi} \int_{-\infty}^\infty e^{i(y-y')\xi} \hat{G}_0(\rho, \rho', \xi) d\xi.$$

If f has compact support in the y direction, so that $\hat{f}(\rho, \xi) \in L^2$ decays rapidly as $|\xi| \rightarrow \infty$, then using the above expression and the asymptotics of I_0 and K_0 , we see that $\hat{u}_0 = \hat{G}_0 \hat{f} \in \rho^{1-\epsilon} L^2$ for any $\epsilon > 0$, and $\hat{u}_0 = \hat{a}(\xi) + \hat{v}(\rho, \xi)$, where $\hat{a}(\xi) = -\int_0^\infty K_0(\rho'|\xi|) \hat{f}(\rho', \xi) \rho' d\rho'$, $\hat{v} \in \rho^2 L^2$, and both \hat{a} and \hat{v} decay rapidly in ξ .

We have now constructed a right inverse for $N(\nabla^* \nabla)$ on all the different components of 1-forms which lie in $\rho^{\delta-2} L^2$, namely for 1-forms with vanishing $n = 0$ Fourier mode, for 1-forms with only $d\rho$ and $\rho d\theta$ components and with only $n = 0$ Fourier mode nonvanishing, and finally, by this last construction, for 1-forms with dy component lying in this $n = 0$ Fourier mode subspace. Inserting this directly into the proof of [15, Thm. 6.1], and following that proof, we obtain a right parametrix G_P for P , i.e. such that $P G_P = I - K_P$ on L^2 . More specifically, G_P and K_P are pseudodifferential edge operators of order -2 and $-\infty$, respectively; there is a precise description of the asymptotic behaviour of the Schwartz kernels of these operators, and these determine the fine mapping properties of P . In fact, using this asymptotic description exactly as in Proposition 8, we obtain that P has closed range of finite codimension in L^2 ; since we can identify its cokernel with the nullspace of P on this same space, which we know is trivial, we obtain that P is surjective. Using the precise vanishing order and description of the leading coefficient in the expansion of the Schwartz kernel of G_P as $\rho \rightarrow 0$, which is the same as the vanishing order and leading coefficient in the expansion for the right inverse of $N(\nabla^* \nabla)$, we have proved the first assertion in the following

Proposition 16. *Let $f \in L^2$. Then the solution $\eta \in \mathcal{D}_{\text{Fr}}(P)$ to $Pu = f$ lies in $\rho^{1-\epsilon} H_e^2$ for all $\epsilon > 0$ and it has no $\log \rho$ term in its asymptotic expansion as $\rho \rightarrow 0$.*

If $\eta \in \mathcal{D}_{\text{Fr}}(P)$ and $P\eta = f \in \mathcal{A}_{\text{phg}} \cap L^2$, then $\eta \in \mathcal{A}_{\text{phg}}$ near this edge and

$$\eta \sim a(y)dy + c^{-+}(y) \eta_{+1}^{-+} + c^{+-}(y) \eta_{-1}^{+-} + \mathcal{O}(\rho^\mu) \quad (31)$$

for some $\mu > 1$, where η_{+1}^{-+} and η_{-1}^{+-} are as in (28) (with ρ instead of r). Because of this, $\nabla \eta$, $\nabla d\eta$ and $d\delta\eta$ all lie in L^2 .

The remaining assertions are proved as follows. First, the fact that if f is polyhomogeneous then the uniquely defined solution $\eta \in \mathcal{D}_{\text{Fr}}(P)$ is also polyhomogeneous is part of Proposition 8 again, and represents a general mapping property of pseudodifferential edge operators such as G_P . Once we know that η is polyhomogeneous, the initial terms in its expansion can be calculated directly from the equation $P\eta = f$ by inserting an arbitrary expansion on the left for η and matching terms with the given expansion for f . We have given all the calculations which lead to the descriptions of the leading coefficients of η , and have explained why these lead to the final assertions in the statement of this Proposition. This finishes the proof.

Using these final assertions here, the proofs of Propositions 11 and 12 carry over verbatim and show the equivalence of the domains $\mathcal{D}_{1,\text{Fr}} = \mathcal{D}_{1,\text{DN}}$ for the operator P on M , at least near the singular edges.

Computations near a singular vertex

Now let q be a singular vertex, so that as in (3), the metric has the form $g = dr^2 + \text{sn}_\kappa^2 r h$, where the link (N, h) is a spherical cone surface. Any 1-form η can be written in a neighbourhood of q as $\eta = f dr + r\sigma$ where σ has no dr component. The indicial operator for P is the same as the one for $\nabla^* \nabla$, and is given by

$$I(\nabla^* \nabla) \eta = r^{-2} \left[\left((-r\partial_r)^2 - r\partial_r + 2 + \Delta_{N,0} \right) f - 2\delta_N \sigma \right] dr + r \left((-r\partial_r)^2 - r\partial_r + \Delta_{N,1} \right) \sigma - 2d_N f \Big],$$

where $\Delta_{N,j}$ is the Laplacian on j -forms on N .

Now decompose f and σ using the bases of eigenforms from Proposition 13. Each summand in the coexact part of σ , i.e. each term $r^\mu \phi_j''$, yields the equation

$$((r\partial_r)^2 + r\partial_r - \lambda_j) r^\mu = 0 \implies \mu = -\frac{1}{2} \pm \frac{1}{2} \sqrt{1 + 4\lambda_j}.$$

Similarly for $\lambda_0 = 0$, we obtain the equation $((r\partial_r)^2 + r\partial_r - 2) r^\mu = 0$, and the corresponding solutions are $\eta = r dr$ or $r^{-2} dr$.

When $\lambda_j \neq 0$, the terms $(a\psi_j + b\phi_j') r^\mu$ satisfy coupled equations which lead to the linear system

$$\begin{pmatrix} \mu^2 + \mu - 2 - \lambda_j & 2\sqrt{\lambda_j} \\ 2\sqrt{\lambda_j} & \mu^2 + \mu - \lambda_j \end{pmatrix} \begin{pmatrix} a \\ b \end{pmatrix} = \begin{pmatrix} 0 \\ 0 \end{pmatrix},$$

which we find, after a calculation, has solutions if and only if

$$\mu = -\frac{3}{2} \pm \frac{1}{2} \sqrt{1 + 4\lambda_j}, \quad \frac{1}{2} \pm \frac{1}{2} \sqrt{1 + 4\lambda_j}.$$

Except for the exceptional case $\lambda_0 = 0$, all other λ_j are strictly greater than 1 (in fact, by Proposition 14 they are strictly greater than 2, though we do not need to use this here). Using this bound, we see that the indicial roots in the critical interval $(-3/2, 1/2]$ neatly separate into two groups,

$$-\frac{3}{2} + \frac{1}{2} \sqrt{1 + 4\lambda_j} \in \left(-\frac{1}{2}, \frac{1}{2}\right), \quad \text{and} \quad \frac{1}{2} - \frac{1}{2} \sqrt{1 + 4\lambda_j} \in \left(-\frac{3}{2}, -\frac{1}{2}\right),$$

and these only occur when $\lambda_j \in (1, \frac{15}{4})$.

The Friedrichs extension allows the first group of solutions, but not the solutions which blow up faster than $r^{-1/2}$. Consider the case where $\lambda_j \neq 0$. The corresponding solutions are multiples of

$$\eta_j^+ = r^{-\frac{3}{2} + \frac{1}{2} \sqrt{1 + 4\lambda_j}} \left(2\sqrt{\lambda_j} \psi_j dr + (1 + \sqrt{1 + 4\lambda_j}) r \phi_j' \right).$$

A computation then shows that $d\eta_j^+ = 0$.

We have now assembled all the facts needed to prove Theorem 3. Let P denote the Friedrichs extension P_{Fr} .

If (M, g) is hyperbolic, then the usual integration by part is allowed for $\eta \in \mathcal{D}_{\text{Fr}}$, so the nullspace of $P = \nabla^* \nabla + 2$ is trivial. Hence in this case, $P : \mathcal{D}_{\text{Fr}} \rightarrow L^2$ is an isomorphism. Now suppose that $f \in L^2 \cap \mathcal{A}_{\text{phg}}$ and let η denote the unique solution in \mathcal{D}_{Fr} to $P\eta = f$. Proposition 16 shows that η is polyhomogeneous near the singular edges, and its expansion (31) implies that $\eta \in L^2_{\mathcal{D}_N}$ near any singular vertex, where $\mathcal{D}_N = \mathcal{D}_{1, \text{Fr}} = \mathcal{D}_{1, DN}$. Proposition 10 now implies that η is also polyhomogeneous near each singular vertex.

Since $\eta \in \mathcal{D}_{\text{Fr}}$, we automatically have that $\nabla \eta \in L^2$, and we have also seen in Proposition 16 that $\nabla d\eta$ and $d\delta\eta$ lie in L^2 near the singular edges. It remains to check that this still holds near the singular vertices. But in any such neighbourhood, by the computations above it has an expansion $\eta = \sum c_j \eta_j^+ + \tilde{\eta}$ where $\tilde{\eta} \in r^2 s^2 H_{\text{ie}}^2$; consequently $d\eta = d\tilde{\eta} \in rsH_{\text{ie}}^1$, hence taking one more derivative shows that $\nabla d\eta \in L^2$, as required. Finally, $d\delta\eta = \Delta\eta - \delta d\eta \in L^2$ too.

If (M, g) is Euclidean, then we can apply all the same reasoning so long as P is still an isomorphism. Because of self-adjointness, it suffices to show that if η is in the Friedrichs domain and $P\eta = 0$, then $\eta = 0$. Integrating by parts, we find first of all that $\nabla \eta = 0$. If (M, g) has no singular vertices, then since it admits a global parallel vector field, it must have a cover isometric to $\mathbb{R} \times Y$ where Y is a flat cone-surface. Excluding this case, suppose that (M, g) has at least one singular vertex. If $P\eta = 0$, then η is parallel but it is easy to see that there exists no non-trivial parallel 1-form in the neighbourhood of a singular vertex, so $\eta = 0$.

This completes the proof of Theorem 3 in all cases.

7 Infinitesimal rigidity

We now prove our main result:

Theorem 1. *Let M be a closed, connected three-dimensional cone-manifold with all cone angles smaller than 2π . If M is hyperbolic, then M is infinitesimally rigid relative to its cone angles, i.e. every angle-preserving infinitesimal deformation is trivial. If M is Euclidean, then every angle-preserving deformation also preserves the spherical links of the codimension 3 singular points of M .*

In particular, convex hyperbolic polyhedra are infinitesimally rigid relative to their dihedral angles, while every dihedral angle preserving infinitesimal deformation of a convex Euclidean polyhedron also preserves the internal angles of the faces.

A sketch of the proof has already been indicated at the end of §4. It is a variant of the Calabi-Weil method due to Koiso [11] in the smooth compact case, cf. also [2] §12.H and [21].

Let \dot{g} be an infinitesimal angle-preserving deformation of M , which we assume is in standard form in a neighbourhood of the singular locus. Proposition 1 implies that \dot{g} and $\nabla\dot{g}$ are in L^2 and that \dot{g} is polyhomogeneous along Σ ; in addition, \dot{g} satisfies

$$L\dot{g} - 2\delta^*B(\dot{g}) = 0$$

where L is as in (10). (The superscripts indicating the metric will now be omitted.)

Now define a new infinitesimal deformation $h = \dot{g} - 2\delta^*\eta$, where η is the solution of $P\eta = B\dot{g}$ obtained from Theorem 3. By construction, h is in Bianchi gauge, $B(h) = 0$, and by the same Theorem, since $B\dot{g} \in L^2 \cap \mathcal{A}_{\text{phg}}$, we have as well that $h \in L^2 \cap \mathcal{A}_{\text{phg}}$ and satisfies

$$Lh = \nabla^*\nabla h + 2\kappa(h - (\text{tr } h)g) = 0.$$

In order to show that the original deformation \dot{g} is trivial (in the hyperbolic case), we must show that h vanishes.

As a first step, take the trace of this equation with respect to g to get

$$(\Delta_0 - 4\kappa)\text{tr } h = 0.$$

Since $\text{tr } h \in \mathcal{D}_{\text{Fr}}(\Delta_0)$, we can integrate by parts to conclude that $\text{tr } h = 0$ when (M, g) is hyperbolic, and that $\text{tr } h$ is constant when (M, g) is Euclidean. This last conclusion is not surprising: any constant multiple of the metric λg is an infinitesimal deformation of an Euclidean cone-manifold, corresponding to a dilation of the metric. Although these homothetic infinitesimal deformations are nontrivial according to our definition, they are not particularly interesting. Hence we replace h by $h - \frac{1}{3}(\text{tr } h)g$, and assume henceforth that $\text{tr } h = 0$ in the Euclidean case as well.

Bochner technique in the hyperbolic case

The 2-tensor h satisfies the system

$$\nabla^*\nabla h - 2h = 0, \quad \delta h = 0, \quad \text{tr } h = 0. \quad (32)$$

We now change our point of view slightly and regard the symmetric 2-tensor h as a T^*M -valued 1-form, i.e. a section of $\Lambda^1(M; T^*M)$. Coupling d with the Levi-Civita connection on T^*M yields a differential d^∇ , which extends to act on T^*M -valued forms of all degrees; its adjoint is denoted δ^∇ . Note that if $\omega \in \Gamma(T^*M)$ is a T^*M -valued 0-form, then $d^\nabla\omega = \nabla\omega \in \Gamma(T^*M \otimes T^*M)$, and reciprocally if $k \in \Gamma(T^*M \otimes T^*M)$ is a T^*M -valued 1-form then $\delta^\nabla k = \nabla^*k$. A classical Weitzenböck formula, see [2], states that

$$\nabla^*\nabla h = (\delta^\nabla d^\nabla + d^\nabla \delta^\nabla)h + \kappa((\text{tr } h)g - 3h).$$

By the second equation in (32), $\delta^\nabla h = \nabla^* h = \delta h = 0$ and also, $\text{tr } h = 0$; using this and $\kappa = -1$ in the first equation there, we get

$$\delta^\nabla d^\nabla h + h = 0. \quad (33)$$

If we were to already know that $h \in \mathcal{D}_{\text{Fr}}(\nabla^* \nabla)$, then $d^\nabla h \in L^2$ and we could take the inner product of (33) with h and integrate by parts to conclude that $h \equiv 0$. However, we must argue further to show that $d^\nabla h \in L^2$. The key is to use the decomposition of $\nabla \eta = d^\nabla \eta$ into symmetric and antisymmetric parts: $d^\nabla \eta = \delta^* \eta + \frac{1}{2} d\eta$, or equivalently, $2\delta^* \eta = 2d^\nabla \eta - d\eta$. This shows that

$$d^\nabla h = d^\nabla (\dot{g} - 2\delta^* \eta) = d^\nabla (\dot{g} + d\eta) - 2(d^\nabla)^2 \eta.$$

However, $\nabla \dot{g}$ and $\nabla d\eta$ both lie in L^2 , hence so does $d^\nabla (\dot{g} + d\eta)$. Furthermore, $(d^\nabla)^2$ is the curvature operator $\eta \mapsto -\kappa \eta \otimes \text{Id} = \eta \otimes \text{Id}$, which has order 0, so trivially $(d^\nabla)^2 \eta \in L^2$. This proves that $d^\nabla h \in L^2$, as claimed.

Now integrate by parts. The main term becomes

$$\langle \delta^\nabla d^\nabla h, h \rangle = \langle \delta^\nabla d^\nabla h, \dot{g} + d\eta \rangle - 2\langle \delta^\nabla d^\nabla h, d^\nabla \eta \rangle.$$

But we just showed that $\nabla(\dot{g} + d\eta) \in L^2$, and this is enough to deduce

$$\langle \delta^\nabla d^\nabla h, \dot{g} + d\eta \rangle = \langle d^\nabla h, d^\nabla (\dot{g} + d\eta) \rangle.$$

It remains to integrate by parts in $\langle \delta^\nabla d^\nabla h, d^\nabla \eta \rangle$. The key once again is that $(d^\nabla)^2$ is a bounded operator of order zero. Since $\eta, \nabla \eta \in L^2$, we see that $\eta \in \mathcal{D}_{\text{max}}(\nabla)$, which equals $\mathcal{D}_{\text{min}}(\nabla)$ by Proposition 3. Hence by definition, there exists a sequence $\eta_k \in \mathcal{C}_0^\infty(M \setminus \Sigma)$ which converges to η in the H^1 topology. Thus

$$\langle \delta^\nabla d^\nabla h, d^\nabla \eta \rangle = \lim_{k \rightarrow \infty} \langle \delta^\nabla d^\nabla h, d^\nabla \eta_k \rangle,$$

and since η_k is \mathcal{C}_0^∞ and $(d^\nabla)^2$ is bounded,

$$\langle \delta^\nabla d^\nabla h, d^\nabla \eta_k \rangle = \langle d^\nabla h, (d^\nabla)^2 \eta_k \rangle \longrightarrow \langle d^\nabla h, (d^\nabla)^2 \eta \rangle.$$

This gives $\langle \delta^\nabla d^\nabla h, d^\nabla \eta \rangle = \langle d^\nabla h, (d^\nabla)^2 \eta \rangle$, so that finally,

$$\langle (\delta^\nabla d^\nabla + 2)h, h \rangle = \|d^\nabla h\|^2 + 2\|h\|^2 = 0.$$

This implies that $h \equiv 0$, and hence $\dot{g} = 2\delta^* \eta$: the infinitesimal deformation is trivial.

Bochner technique in the Euclidean case

When $\kappa = 0$, the symmetric traceless 2-tensor h satisfies the system

$$\nabla^* \nabla h = 0, \quad \delta h = 0, \quad \text{tr } h = 0.$$

Precisely the same argument as above implies that

$$d^\nabla h = 0, \quad \delta^\nabla h = 0. \quad (34)$$

This has a simple interpretation: the bundle T^*M with its Levi-Civita connection is flat, so we may couple it to the de Rham complex and define the twisted cohomology spaces $H^*(M, T^*M)$. Then (34) shows that h is the harmonic representative of a cohomology class in $H^1(M, T^*M)$.

To proceed further, we must discuss some of the geometric aspects of the deformation theory of flat cone-manifolds. Let $M_{\text{reg}} = M \setminus \Sigma$ denote the regular part of M . This is an incomplete smooth flat Riemannian manifold. Its Euclidean structure can be lifted to the universal cover $\widetilde{M}_{\text{reg}}$. This gives rise to the *developing map* $\text{dev} : \widetilde{M}_{\text{reg}} \rightarrow \mathbb{R}^3$; this is a local isometry which is uniquely defined up to an overall Euclidean motion. Associated to dev is the *holonomy representation* $\rho : \pi_1(M_{\text{reg}}) \rightarrow \text{Isom}(\mathbb{R}^3)$, which is defined up to conjugacy and satisfies $\text{dev}(\gamma(x)) = \rho(\gamma) \cdot \text{dev}(x)$ for $x \in \widetilde{M}_{\text{reg}}$ and $\gamma \in \pi_1(M_{\text{reg}})$. Since M is a cone-manifold, if γ is any loop going around a singular edge of M , then $\rho(\gamma)$ is a rotation by an angle equal to the dihedral angle of that edge (modulo 2π); furthermore, if γ_1 and γ_2 are loops going around adjacent singular edges, then the axes of the corresponding rotations $\rho(\gamma_1)$ and $\rho(\gamma_2)$ are concurrent.

A first-order deformation of the Euclidean structure on M induces a vector field X on $\widetilde{M}_{\text{reg}}$ which represents the infinitesimal motion of points under the developing map. This vector field is equivariant in the sense that if $\text{pr} : \widetilde{M}_{\text{reg}} \rightarrow M_{\text{reg}}$ is the covering map, then $(\text{pr})_*|_x X - (\text{pr})_*|_{\gamma(x)} (X)$ is a local Killing field. The infinitesimal deformation of the Euclidean metric on $\widetilde{M}_{\text{reg}}$ is the Lie derivative $\tilde{h} = \mathcal{L}_X g_{\widetilde{M}_{\text{reg}}}$, and this descends to the infinitesimal deformation h on M_{reg} .

In addition, there is an infinitesimal deformation of the holonomy representation, $\dot{\rho} : \pi_1(M_{\text{reg}}) \rightarrow \mathfrak{g}$, where \mathfrak{g} is the Lie algebra of $G = \text{Isom}(\mathbb{R}^3)$. This satisfies a co-cycle condition: $\dot{\rho}(\gamma_1\gamma_2) = \dot{\rho}(\gamma_1) + \text{Ad}(\rho(\gamma_1))(\dot{\rho}(\gamma_2))$ for all γ_1, γ_2 in $\pi_1(M_{\text{reg}})$. If the infinitesimal deformation is trivial, then $\dot{\rho}$ is the derivative of a one-parameter family ρ_t of representations where the ρ_t are all conjugate to one another in G and $\rho_0 = \rho$. In this case, $\dot{\rho}$ is a coboundary, i.e. there exists a $v \in \mathfrak{g}$ such that $\dot{\rho}(\gamma) = v - \text{Ad}(\rho(\gamma))(v)$ for all γ in $\pi_1(M_{\text{reg}})$. In other words, the space of infinitesimal deformations modulo trivial deformations can be identified with the group cohomology $H^1(\pi_1(M_{\text{reg}}); \text{Ad} \circ \rho)$.

Now, $\mathbb{R}^3 = G/K$, where K is the maximal compact group consisting of all rotations fixing a point. Hence there exists over \mathbb{R}^3 a canonical flat \mathfrak{g} -bundle, with G acting on the left by the adjoint action. Pulling back by dev gives a flat \mathfrak{g} -bundle \tilde{E} over $\widetilde{M}_{\text{reg}}$, which descends to a flat \mathfrak{g} -bundle E over M_{reg} . This is the bundle of (germs of) infinitesimal isometries of M_{reg} . There is an alternate definition of E as the quotient of $\widetilde{M}_{\text{reg}} \times \mathfrak{g}$ by the equivalence relation $(x, v) \sim (\gamma(x), \text{Ad}(\rho(\gamma))(v))$. In any case, E splits into two orthogonal subbundles, $E_1 \oplus E_2$, where $E_1 \simeq TM_{\text{reg}}$ is the bundle of infinitesimal translations, and E_2 has fiber at p isomorphic to $\mathfrak{so}(3)$ and corresponds to infinitesimal rotations centered

at p . The flat connection D on E does not preserve this splitting, but does preserve the flat subbundle E_1 . In fact, the restriction of D to E_1 is just the Levi-Civita connection on TM_{reg} . The same decomposition holds for the lifted bundle \widetilde{E} over $\widetilde{M_{\text{reg}}}$.

We have introduced E because there is an isomorphism

$$H^1(M_{\text{reg}}; E) \xrightarrow{\sim} H^1(\pi_1(M_{\text{reg}}); \text{Ad} \circ \rho) \quad (35)$$

between E -valued de Rham cohomology and group cohomology, given by integrating closed E -valued 1-forms over loops in M_{reg} . If $\omega \in \Omega^1(M_{\text{reg}}; E)$ is a closed 1-form which corresponds to an infinitesimal deformation of M_{reg} , then it can be lifted to a closed 1-form $\tilde{\omega} \in \Omega^1(\widetilde{M_{\text{reg}}}; \widetilde{E})$. This lift is exact since $\widetilde{M_{\text{reg}}}$ is simply connected, so there is a section \tilde{s} of \widetilde{E} such that $\tilde{\omega} = D\tilde{s}$. The real part of \tilde{s} , i.e. the projection of \tilde{s} onto $\widetilde{E}_1 \simeq T\widetilde{M_{\text{reg}}}$, is naturally identified with the equivariant vector field X on $\widetilde{M_{\text{reg}}}$ defined earlier. In particular, the cohomology class of ω is determined by this vector field X .

Now we may proceed with the proof in the Euclidean case. Using the canonical isomorphisms $T^*M_{\text{reg}} \simeq TM_{\text{reg}} \simeq E_1 \subset E$ and the fact that the flat connection on E preserves E_1 , we see that the infinitesimal deformation h is also a harmonic E -valued 1-form. As such, there exists a section of \widetilde{E} , which can be taken to equal its real part X_h , such that the lift \tilde{h} of h to $\widetilde{M_{\text{reg}}}$ is equal to $D X_h$. Since D is the Levi-Civita connection on TM_{reg} (or $T\widetilde{M_{\text{reg}}}$), this can be written as $\tilde{h} = \nabla \alpha_h$ where α_h is the section of $T^*\widetilde{M_{\text{reg}}}$ dual to X_h . As we did earlier, we can separate this into its symmetric and alternating parts and write $\tilde{h} = \delta^* \alpha_h + \frac{1}{2} d\alpha_h$. However, h and \tilde{h} are symmetric tensors, so $d\alpha_h = 0$ and $\tilde{h} = \delta^* \alpha_h = \mathcal{L}_{\frac{1}{2}X_h} g_{\widetilde{M_{\text{reg}}}}$. This shows that $\frac{1}{2}X_h$ is the equivariant vector field describing the infinitesimal motion of points under the developing map, and hence that $\frac{1}{2}h$ represents the cohomology class in $H^1(\pi_1(M_{\text{reg}}); \text{Ad} \circ \rho) \simeq H^1(M_{\text{reg}}; E)$ corresponding to the original first-order deformation of the holonomy representation.

Using this we can now finish the proof. Indeed, the first-order deformation of the holonomy representation is given by integration of h : $\dot{\rho}(\gamma) = \int_{\gamma} \frac{1}{2} h$ for all $\gamma \in \pi_1(M_{\text{reg}})$ (this is just the isomorphism (35) between $H^1(\pi_1(M_{\text{reg}}); \text{Ad} \circ \rho)$ and $H^1(M_{\text{reg}}; E)$). Since h is E_1 -valued, this shows that $\dot{\rho} : \pi_1(M_{\text{reg}}) \rightarrow \mathfrak{g}$ has values in the subalgebra of infinitesimal translations. Therefore, to first order, the holonomy representation is modified by translations only.

If q is a singular vertex in M , i.e. a codimension 3 singular point, then its link N_q is embedded isometrically (up to scaling) as the boundary of a sufficiently small metric ball around q . Denoting by N_{reg} the regular part of N , we obtain an embedding $i : N_{\text{reg}} \rightarrow M_{\text{reg}}$. The fundamental group of N_{reg} is generated by loops winding around the singular edges meeting at q , so there exists a point $p \in \mathbb{R}^3$, corresponding to q , such that for any $\gamma \in \pi_1(N_{\text{reg}})$, p lies on the axis of $\rho \circ i_*(\gamma)$. This gives a canonical map

$$\rho \circ i_* : \pi_1(N_{\text{reg}}) \rightarrow \text{Fix}(p) \simeq \text{Isom}(\mathbb{S}^2),$$

which is exactly the holonomy representation of spherical structure on N .

However, we proved that the deformation of the holonomy representation $\dot{\rho}$ has values in the subalgebra of infinitesimal translations. This implies at once that the first-order deformation of the holonomy representation of N_q is zero. This proves that to first order, the links of the vertices of M are preserved. This completes the proof.

References

- [1] P. Albin, E. Leichtnam, R. Mazzeo and P. Piazza. The signature package on Witt spaces, I. index classes. arXiv:0906.1568
- [2] A. Besse. *Einstein manifolds*, volume 10 of *Ergebnisse der Mathematik und ihrer Grenzgebiete*. Springer-Verlag, Berlin, 1987.
- [3] O. Biquard. Métriques d'Einstein asymptotiquement symétriques. *Astérisque*, 265:vi+109, 2000.
- [4] J. Cheeger. On the Hodge theory of Riemannian pseudomanifolds. In *Geometry of the Laplace operator*, volume 36 of *Proceedings of Symposia in Pure Mathematics*, pages 91–146. Amer.Math.Soc., 1980.
- [5] M. Gaffney. The heat equation method of Milgram and Rosenbloom for open Riemannian manifolds. *Ann. of Math. (2)*, 60:458–466, 1954.
- [6] J. B. Gil and G. A. Mendoza. Adjoints of elliptic cone operators. *Amer. J. Math.*, 125(2):357–408, 2003.
- [7] C. Hodgson and S. Kerckhoff. Rigidity of hyperbolic cone-manifolds and hyperbolic Dehn surgery. *J. Differential Geom.*, 48:1–59, 1998.
- [8] C. Hodgson and S. Kerckhoff. Harmonic deformations of hyperbolic 3-manifolds. In *Kleinian groups and hyperbolic 3-manifolds (Warwick, 2001)*, volume 299 of *London Math. Soc. Lecture Note Ser.*, pages 41–73. Cambridge Univ. Press, Cambridge, 2003.
- [9] E. Hunsicker and R. Mazzeo. Harmonic forms on manifolds with edges. *Int. Math. Res. Not.*, (52):3229–3272, 2005.
- [10] H. Karcher. Remarks on polyhedra with given dihedral angles. *Comm. Pure Appl. Math.*, 21:169–174, 1968.
- [11] N. Koiso. A decomposition of the space of Riemannian metrics on a manifold. *Osaka J. Math.*, 16:423–429, 1979.
- [12] N.N. Lebedev. Special functions and their applications. Dover Publications, Inc. 1972

- [13] M. Lesch. Operators of Fuchs type, conical singularities, and asymptotic methods Teubner-Texte zur Mathematik 136. B. G. Teubner Verlagsgesellschaft mbH, Stuttgart, 1997.
- [14] F. Luo and G. Tian. Liouville equation and spherical convex polytopes. *Proc. Amer. Math. Soc.*, 116(4):1119–1129, 1992.
- [15] R. Mazzeo. Elliptic theory of differential edge operators I. *Comm. Partial Diff. Eq.*, 16(10):1615–1664, 1991.
- [16] R. Mazzeo and M. Taylor. Curvature and uniformization. *Israel J. Math.*, 130:323–346, 2002.
- [17] R. Mazzeo and H. Weiss. The Teichmüller theory of conic spaces. In preparation.
- [18] R. Melrose. The Atiyah-Patodi-Singer index theorem Research Notes in Mathematics 4 A.K. Peters Ltd. Wellesley, MA, 1993.
- [19] R. Melrose and G. Mendoza. Elliptic pseudodifferential operators of totally characteristic type MSRI Preprint, 1983.
- [20] A. D. Milka. On a certain conjecture of Stoker. *Ukrain. Geometr. Sb. Vyp.*, 9:85–86, 1970.
- [21] G. Montcouquiol. *Déformations de métriques Einstein sur des variétés à singularités coniques*. PhD thesis, Université Paul Sabatier - Toulouse III, 2005. available on <http://tel.ccsd.cnrs.fr/tel-00011474> .
- [22] G. Montcouquiol. Deformations of hyperbolic convex polyhedra and 3-cone-manifolds. arXiv:0903.4743.
- [23] M. J. Pflaum. *Analytic and geometric study of stratified spaces*, volume 1768 of *Lecture Notes in Mathematics*. Springer-Verlag, Berlin, 2001.
- [24] A. V. Pogorelov. On a problem of Stoker. *Dokl. Akad. Nauk*, 385(1):25–27, 2002.
- [25] J. Porti and H. Weiss. Deforming Euclidean cone 3-manifolds. *Geom. Topol.*, 11:1507–1538, 2007.
- [26] W. Rudin. *Functional Analysis*. McGraw-Hill Series in Higher Mathematics. McGrawHill Book Co., New York-Dusseldorf-Johannesburg, 1973.
- [27] J. M. Schlenker. Dihedral angles of convex polyhedra. *Discr. Comp. Geom.*, 23(3):409–417, 2000.
- [28] J. J. Stoker. Geometrical problems concerning polyhedra in the large. *Comm. Pure Appl. Math.*, 21:119–168, 1968.
- [29] W. Thurston. *The geometry and topology of three-manifolds*. Princeton University, 1979.

- [30] W. Thurston. Shapes of polyhedra and triangulations of the sphere. In *The Epstein birthday schrift*, volume 1 of *Geom. Topol. Monogr.*, pages 511–549 (electronic). Geom. Topol. Publ., Coventry, 1998.
- [31] M. Troyanov. Prescribing curvature on compact surfaces with conical singularities. *Trans. Amer. Math. Soc.*, 324(2):793–821, 1991.
- [32] H. Weiss. Local rigidity of 3-dimensional cone-manifolds. *J. Differential Geom.*, 71(3):437–506, 2005.
- [33] H. Weiss. The deformation theory of hyperbolic cone-3-manifolds with cone-angles less than 2π . arXiv:0904.4568.