

Speed of sound in disordered Bose-Einstein condensates

Christopher Gaul, Nina Renner, and Cord Axel Müller
 Physikalisches Institut, Universität Bayreuth, D-95440 Bayreuth, Germany

Disorder modifies the sound-wave excitation spectrum of Bose-Einstein condensates (BEC). We consider the classical hydrodynamic limit, where the disorder correlation length is much longer than the condensate healing length. By perturbation theory, we compute the phonon lifetime and correction to the speed of sound. This correction is found to be negative in all dimensions, with universal asymptotics for smooth correlations. Considering in detail optical speckle potentials, we find a quite rich intermediate structure. This has consequences for the average density of states, particularly in one dimension, where we find a “boson dip” next to a sharp “boson peak” as function of frequency. In one dimension, our prediction is verified in detail by a numerical integration of the Gross-Pitaevskii equation.

PACS numbers: 03.75.Kk, 63.50.-x

I. INTRODUCTION

Disorder is a key feature for the understanding of the properties of matter. In a disordered environment, waves can become coherently localized, leading to suppression of transport [1, 2]. Also strong interaction can produce an insulator, via the Mott-Hubbard transition [3]. The combined effects of interaction and disorder, despite being studied for decades, still hold surprises. Here we are interested in the influence of a spatially correlated disorder potential on the low-energy excitations of an interacting Bose-Einstein condensate (BEC). As Goldstone excitations, these low-energy Bogoliubov excitations feature a linear, phonon-like dispersion relation $\omega_k = ck$ with sound velocity c . The sound velocity is of particular interest because it determines the range of superfluidity, according to the Landau criterion, and it determines the density of states, which enters virtually all physically relevant quantities. Moreover, the speed of sound is directly measurable in cold-atom BECs [4], where well-controlled optical speckle potentials with interesting spatial correlations can be studied [2, 5].

Calculating the *effective speed of sound* \bar{c} in disordered systems is far from trivial, with different approaches leading to different predictions. Perturbation theory, on the one hand, predicts an *increased* speed of sound due to 3D uncorrelated disorder [6, 7]. On the other hand, within a self-consistent nonperturbative approach Yukalov and Graham [8] report numerically a slight *decrease*. For disordered hard-core bosons on a lattice, Zhang [9] finds a decrease of c to fourth order in disorder strength, without information on the second-order effect.

To clarify the situation, we study in this Article phonon excitations of a BEC in the strongly interacting case where the chemical potential μ is much larger than the disorder strength V , and where the condensate healing length $\xi = \hbar/\sqrt{2m\mu}$ is much smaller than the disorder correlation length σ . Without disorder, the BEC is contained in a very shallow trap and has a constant density $n_0 = \mu/g$ in the region of interest. In the presence of smooth disorder with correlation length $\sigma \gg \xi$, the

BEC ground state density follows the external potential with the Thomas-Fermi profile $n_0(\mathbf{r}) = n_0[1 - V(\mathbf{r})/\mu]$. A long-wavelength density deviation $\delta n(\mathbf{r}, t)$ from this ground state obeys the wave equation

$$[\nabla \cdot c^2(\mathbf{r})\nabla - \partial_t^2] \delta n = 0 \quad (1)$$

where $c(\mathbf{r}) = c[1 - V(\mathbf{r})/\mu]^{1/2}$ is the local speed of sound, deviating from the clean value $c = \sqrt{\mu/m} = \sqrt{gn_0/m}$. This is a prototypical wave equation in a medium with random elasticity, but constant mass density [10, 11]. Quite often, the opposite case is studied, with random masses and constant elasticity, or equivalently, a fluctuating index of refraction [12, 13, 14]. The disorder potential may always be taken at zero average $\overline{V(\mathbf{r})} = 0$. Its strength is characterized by the variance $\overline{V(\mathbf{r})^2} = V^2$, and we suppose weak disorder with $V \ll \mu$.

Consider now a sound wave with wave vector k evolving on the disordered potential background with correlation length σ . If the wavelength is much longer than the correlation length, $k\sigma \ll 1$, the excitation averages over the potential fluctuations and, to a first approximation, it seems reasonable to replace (1) by its ensemble-average [12]. But then we have no net effect on the speed of sound since $\overline{c^2(\mathbf{r})} = c^2$, exactly. If, on the other hand, the wavelength is much shorter than the correlation length, $k\sigma \gg 1$, the excitation evolves in a locally constant potential, which should result in an average speed of sound $\bar{c} = c[1 - \overline{V(\mathbf{r})/\mu}]^{1/2} \approx c[1 - \frac{1}{8}V^2/\mu^2]$. It turns out, however, that both these naïve reasonings fall short.

II. MAIN RESULTS

The speed of sound, properly defined as $\omega_k/k = \bar{c}$ from the single-excitation dispersion relation, is affected by scattering processes via virtual intermediate states such that a purely local description fails. We find that the correction $\Delta c = \bar{c} - c$ to the speed of sound has in d

dimensions the limiting behavior

$$\frac{\Delta c}{c} = -\frac{V^2}{2\mu^2} \times \begin{cases} d^{-1}, & k\sigma \ll 1, \\ \frac{1}{4}(2+d), & k\sigma \gg 1. \end{cases} \quad (2)$$

These limits imply that the curves for different dimensions have to intersect around $k\sigma \approx 1$ (see also Fig. 1 below). The precise shape of $\Delta c/c$ at intermediate $k\sigma$ depends on the details of the disorder pair correlation function. But clearly, there is a negative correction, of order V^2/μ^2 , in all dimensions and for any disorder with finite correlation $\sigma \gg \xi$.

Our results on the reduced speed of sound imply that the average density of states (AVDOS) is enhanced compared to the free DOS $\rho_0(\omega) = \int \frac{d^d k}{(2\pi)^d} \delta(\omega - ck) = \frac{S_d}{(2\pi c)^d} \omega^{d-1}$. For the scaling function [12] defined via $\bar{\rho}(\omega) = \rho_0(\omega) [1 + g_d(\omega\sigma/c)]$, we find

$$g_d(\kappa) = -\left[d + \kappa \frac{d}{d\kappa}\right] \frac{\Delta c}{c} = \frac{V^2}{2\mu^2} \times \begin{cases} 1, & \kappa \ll 1, \\ \frac{d}{4}(2+d), & \kappa \gg 1. \end{cases} \quad (4)$$

Gurarie and Altland [12] suggested that one should be able to deduce from asymptotic values and curvatures whether the AVDOS exhibits a “boson peak” at intermediate frequency $\omega = c/\sigma$. The asymptotics of the scaling function in our case allow for a smooth, monotonic transition between the limiting values in any dimension d , and thus one has no reason to expect any extrema in-between. This is indeed found to be the case in $d = 2, 3$. In $d = 1$ however, we find, by analytical calculation for the experimentally relevant case of an optical speckle potential, a quite nonmonotonic AVDOS with an intermediate dip followed by a sharp peak at $\omega\sigma/c = 1$.

III. CLASSICAL HYDRODYNAMIC THEORY

We start our detailed analysis of the mean-field BEC order parameter $\Psi = \sqrt{n} e^{i\phi}$ in terms of the hydrodynamic variables condensate density $n = |\Psi|^2$ and phase ϕ , which determines the superfluid velocity $\mathbf{v} = \frac{\hbar}{m} \nabla \phi$ [15, 16]. The grand-canonical Gross-Pitaevskii energy functional for the BEC in presence of an external potential $V(\mathbf{r})$ is

$$E[n, \phi] = \int d^d r \left\{ \frac{\hbar^2}{2m} [(\nabla \sqrt{n})^2 + n(\nabla \phi)^2] + (V(\mathbf{r}) - \mu)n + \frac{g}{2} n^2 \right\}. \quad (5)$$

The saddle-point equations $\delta E/\delta n|_0 = 0$ and $\delta E/\delta \phi|_0 = 0$ imply that the ground state has constant phase ϕ_0 or zero superfluid velocity $\mathbf{v}_0 = 0$ and a density $n_0(\mathbf{r})$ that obeys

$$\frac{\hbar^2}{2m} \frac{\nabla^2 \sqrt{n_0(\mathbf{r})}}{\sqrt{n_0(\mathbf{r})}} + g n_0(\mathbf{r}) = \mu - V(\mathbf{r}). \quad (6)$$

We now restrict our analysis to the case where the healing length ξ is much shorter than the disorder correlation length σ . In this regime, the quantum pressure in (6) is negligible, and the external disorder potential leaves the Thomas-Fermi imprint

$$n_0(\mathbf{r}) = [\mu - V(\mathbf{r})]/g. \quad (7)$$

This solution is also directly obtained if one drops the density-gradient contribution in (5) to use

$$E'[n, \phi] = \int d^d r \left\{ \frac{\hbar^2}{2m} n(\nabla \phi)^2 + [V(\mathbf{r}) - \mu]n + \frac{g}{2} n^2 \right\}. \quad (8)$$

Formally, this formulation corresponds to the limit $\xi \rightarrow 0$, and all further results can only depend on the reduced momentum $k\sigma$ [17].

The speed of sound characterizes the dynamics of small deviations $\delta n(\mathbf{r}, t) = n(\mathbf{r}, t) - n_0(\mathbf{r})$ and $\delta \phi(\mathbf{r}, t) = \phi(\mathbf{r}, t) - \phi_0$ from the ground state in the long-wavelength regime $k\xi \ll 1$. We can therefore develop the energy functional (8) to second order around the ground-state solution, $E' = E'_0 + F'[\delta n, \delta \phi]$ to obtain the relevant quadratic energy functional

$$F'[\delta n, \delta \phi] = \frac{1}{2} \int d^d r \left\{ \frac{\hbar^2}{m} n_0(\mathbf{r}) (\nabla \delta \phi)^2 + g \delta n^2 \right\}. \quad (9)$$

Importantly, the external disorder potential has shifted the ground-state solution according to (7), around which we now consider the dynamics of fluctuations. Density and phase are conjugate variables with the equations of motion

$$\hbar \partial_t \delta n = \frac{\delta F'}{\delta(\delta \phi)}, \quad -\hbar \partial_t \delta \phi = \frac{\delta F'}{\delta(\delta n)}. \quad (10)$$

In terms of density and superfluid velocity, they read

$$\partial_t \delta n + \nabla[n_0(\mathbf{r})\mathbf{v}] = 0, \quad (11)$$

$$\partial_t \mathbf{v} = -\frac{g}{m} \nabla \delta n, \quad (12)$$

and are recognized as the linearized versions of continuity equation and Euler's equation for an ideal incompressible fluid, respectively. These can be combined to a single classical wave equation

$$[c^2 \nabla^2 - \partial_t^2] \delta n = \frac{1}{m} \nabla \cdot [V(\mathbf{r}) \nabla \delta n]. \quad (13)$$

This equation is equivalent to (1), but now written in a form amenable to systematic perturbation theory.

A. Perturbation theory

Translation invariance of the free equation suggests to use a Fourier representation in space and time,

$$[\omega^2 - c^2 k^2] \delta n_{\mathbf{k}} = \int \frac{d^d k'}{(2\pi)^d} \mathcal{V}_{\mathbf{k}\mathbf{k}'} \delta n_{\mathbf{k}'}. \quad (14)$$

The disorder potential causes scattering $\mathbf{k} \rightarrow \mathbf{k}'$ of plane waves with an amplitude $\mathcal{V}_{\mathbf{k}\mathbf{k}'} = -\frac{1}{m}(\mathbf{k} \cdot \mathbf{k}')V_{\mathbf{k}-\mathbf{k}'}$. The factor $\mathbf{k} \cdot \mathbf{k}'$ originating from the mixed gradient in (13) implies pure p -wave scattering of sound waves [18].

The single-excitation dispersion relation can be derived from the corresponding Green function. The free Green function is diagonal in \mathbf{k} , $G_0(k, \omega) = [\omega^2 - c^2 k^2 + i0]^{-1}$. Taking the disorder average of the full Green function $G = [G_0^{-1} - \mathcal{V}]^{-1}$ leads in the standard way to $\bar{G} = [G_0^{-1} - \Sigma]^{-1}$ [14, 19]. The poles of the average Green function at $\omega^2 = c^2 k^2 + \Sigma(k, \omega)$ now determine the effective dispersion relation. The so-called self energy $\Sigma(k, \omega)$ is given to leading order in the disorder strength by the Born approximation:

$$\Sigma(k, \omega) = \int \frac{d^d k'}{(2\pi)^d} [\overline{\mathcal{V}\mathcal{V}}]_{\mathbf{k}\mathbf{k}'} G_0(k', \omega) \quad (15)$$

Here, the scattering potential correlator

$$[\overline{\mathcal{V}\mathcal{V}}]_{\mathbf{k}\mathbf{k}'} = m^{-2} V^2 [\mathbf{k} \cdot \mathbf{k}']^2 \sigma^d P_d(|\mathbf{k}' - \mathbf{k}| \sigma) \quad (16)$$

is expressed in terms of the dimensionless correlation function $P_d(\kappa)$ of the bare potential. The latter has an isotropic real-space representation $C_d(r/\sigma) = \overline{V(\mathbf{r})V(0)}/V^2$ that is assumed to decay from $C_d(0) = 1$ to 0 on the length scale σ .

Owing to Sokhotsky's formula $(x + i0)^{-1} = \mathcal{P} \frac{1}{x} - i\pi\delta(x)$, the self-energy has an imaginary part that determines the lifetime γ^{-1} of the excitations, whereas its real part shifts the speed of sound by Δc :

$$\frac{\Sigma(k, ck)}{2c^2 k^2} = \frac{\Delta c}{c} - i \frac{\gamma}{2ck}. \quad (17)$$

To leading order in V , the on-shell dispersion $\omega = ck$ can be used for evaluating the self-energy.

B. Scattering rate

Calculating the imaginary part in (15), the scattering rate at frequency $\omega = ck$ can be expressed as

$$\gamma(\omega) = \frac{\pi V^2}{2\mu^2} \omega^2 \rho_0(\omega) \sigma^d f_d(\omega\sigma/c). \quad (18)$$

The last factor is the angular average of the correlation function on the energy shell: $f_d(u) = S_d^{-1} \int d\Omega_d (\cos\theta)^2 P_d(2u \sin \frac{\theta}{2})$. The squared cosine under the integral is again characteristic for p -wave scattering of sound waves.

In one dimension, there are only the two contributions $\theta = 0, \pi$ of forward- and backscattering, respectively, such that

$$\gamma(\omega) = \frac{V^2 \sigma}{4\mu^2 c} \omega^2 [P_1(0) + P_1(2\omega\sigma/c)]. \quad (19)$$

We note in passing that the backscattering contribution gives the inverse localization length $\gamma_{\text{loc}} = \frac{V^2}{8\mu^2} k^2 \sigma C_1(2k\sigma)$ of sound waves in a one-dimensional disordered potential, obtained also as the sound-wave limit of the more general Bogoliubov dispersion [22, 23].

In any dimension, $f_d(u)$ tends to a constant for small u , and the scattering rate of low-energy excitations tends to zero as $\gamma/\omega \propto \omega^d$. This result implies that low-energy excitations are long-lived and that it is meaningful to discuss their effective sound velocity.

IV. EFFECTIVE SPEED OF SOUND

From (15) and (17), the shift Δc in speed of sound is obtained as a Cauchy principal value integral over the potential correlation:

$$\frac{\Delta c}{c} = -\frac{1}{2} \frac{V^2}{\mu^2} \mathcal{P} \int \frac{d^d(k'\sigma)}{(2\pi)^d} \frac{[\mathbf{k} \cdot \mathbf{k}']^2 P_d(|\mathbf{k}' - \mathbf{k}| \sigma)}{k^2 (k'^2 - k^2)}. \quad (20)$$

For concreteness, we study the case of an optical speckle potential, which has recently been successfully used in experiments on Anderson localization of matter waves [2].

A. Speckle potential

By focusing a laser beam through a diffusor, the condensate is subject to a random lightshift potential proportional to the intensity of the laser field [20]. The one-point potential value $V(\mathbf{r})$ of a speckle pattern [21] has the skewed probability distribution

$$P(w)dw = \Theta(1+w) \exp[-(1+w)]dw, \quad (21)$$

for $w = V(\mathbf{r})/V$. For this one-sided exponential, odd moments, such as $\overline{V(\mathbf{r})^3}$, are different from zero. A blue-detuned light-shift potential with $V > 0$ features repulsive peaks, whereas a red-detuned one with $V < 0$ consists of attractive wells. As far as spatial correlations are concerned, the laws of optics forbid variations on a length scale shorter than the correlation length σ , which depends on the laser wavelength and geometry of the imaging system, but typically ranges around $1 \mu\text{m}$. In one dimension, the correlation function is

$$P_1(\kappa) = \frac{\pi}{2} (2 - |\kappa|) \Theta(2 - |\kappa|). \quad (22)$$

Its bounded support in k -space implies that within the Born approximation, backscattering and inverse localization length vanish for $k\sigma > 1$; however, exponential localization still prevails due to higher orders in perturbation theory [5].

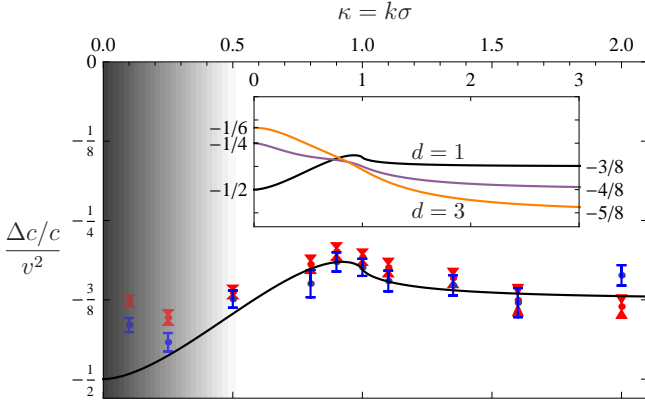


FIG. 1: (Color online) Relative correction to the speed of sound as function of reduced momentum. Black line: analytical prediction (23) for $d = 1$ in the limit $\xi/\sigma = 0$. Blue/red symbols: data from a numerical integration of the Gross-Pitaevskii equation (with small but finite healing length $k\xi = 0.05$) at $v = V/\mu = \pm 0.03$, respectively, averaged over 50 realizations of disorder. In the shaded area, the data strays far from the analytical prediction because its condition of applicability $\sigma \gg \xi$ becomes invalid. Inset: Theory (20) for $d = 1$ (black), $d = 2$ (violet), and $d = 3$ (orange) together with the limiting values (2) and (3).

B. In dimension $d = 1$

The principal-value integral (20) over the piecewise linear function (22) is elementary, and we find a speed-of-sound correction at $\kappa = k\sigma$ of

$$\frac{\Delta c}{c} = -\frac{V^2}{2\mu^2} \left(1 + \frac{\kappa}{4} \ln \left| \frac{1-\kappa}{1+\kappa} \right| - \frac{\kappa^2}{4} \ln \left| \frac{1-\kappa^2}{\kappa^2} \right| \right). \quad (23)$$

Its limiting values are $\Delta c/c = -\frac{1}{2}V^2/\mu^2$ for small κ , and $\Delta c/c = -\frac{3}{8}V^2/\mu^2$ for large κ , as stated in (2) and (3). This correction to the speed of sound, plotted in Fig. 1 as function of $\kappa = k\sigma$, shows a rather intricate, non-monotonic behavior. Notably, there is a logarithmic non-analyticity at $\kappa = 1$, the value beyond which backscattering is suppressed. The speed-of-sound correction is clearly *negative* for all κ , which may come as a surprise in view of [6, 7].

In order to check this prediction in detail, we have numerically integrated the full Gross-Pitaevskii equation describing an elementary excitation with fixed k on top of the numerically determined groundstate in a speckle potential with $V = \pm 0.03\mu$ and variable σ . This simulation operates at a small but finite value of $k\xi = 0.05$ and includes the full quantum pressure. Moreover, it does not rely on a linearization for small excitations nor perturbation theory in V . We extract the effective dispersion ω_k by monitoring the phase of $\Psi_k(t)$ and then find $\bar{c} = \omega_k/k$. As shown in Fig. 1, the data agree beautifully with (23) in its realm of validity, $\sigma \gg \xi$. Error bars indicate the estimated error of the mean after ensemble-averaging over 50 realizations of disorder.

We have checked by taking histograms that the speed of sound has self-averaging character, which is expected since a plane wave samples different spatial regions at once. When the correlation length decreases towards the healing length (shaded area in Fig. 1), the correction vanishes at fixed disorder strength, because the condensate density is smoothed with respect to the Thomas-Fermi profile [24]. But in any case, only negative corrections are found in $d = 1$.

C. In higher dimensions

In higher dimensions, the correlation functions are sufficiently complex [19] that analytical solutions like (23) are not available in general. As an exception to this rule, we find for the 2D speckle correlation $\Delta c/c = -\frac{V^2}{8\mu^2}(4 - \kappa^{-2})$ for $\kappa > 1$. But in all cases, the principle-value integral (20) can be evaluated numerically. The inset of Fig. 1 shows the corresponding curves. Short-range correlated potentials ($k\sigma \ll 1$) affect low dimensions more than high dimensions and vice versa.

The limits (2) and (3) can be calculated analytically for arbitrary correlation functions $P_d(k\sigma)$ as follows. It is useful to rewrite (20) in terms of $\eta = 1/k\sigma$ as

$$\frac{\Delta c}{c} = -\frac{V^2}{2\mu^2} P \int \frac{d^d q}{(2\pi)^d} \frac{P_d(q) [1 + \eta q \cos \beta]^2}{2\eta q \cos \beta + \eta^2 q^2}. \quad (24)$$

Denoting the angular part of the integral by $A_d(\eta q)$, one arrives at the radial integral $\int_0^\infty dq q^{d-1} P_d(q) A_d(\eta q)$. The correlation function $P_d(q)$ restricts the integration to $q \lesssim 1$. In the limit $k\sigma \ll 1$, the parameter $\eta \gg 1$ tends to infinity. Then

$$A_d(\infty) = \int \frac{d\Omega_d}{(2\pi)^d} (\cos \beta)^2 = \frac{S_d}{(2\pi)^d} d^{-1}, \quad (25)$$

and with $C_d(0) = \int \frac{d^d q}{(2\pi)^d} P_d(q) = 1$, we arrive at (2). In the limit $k\sigma \rightarrow \infty$ we proceed similarly with $\eta \rightarrow 0$. The angular integrand reduces to $1 + [2\eta \cos \beta + \eta^2]^{-1}$, whose principle-value integral evaluates after some algebra to

$$A_d(0) = \frac{S_d}{(2\pi)^d} \frac{d+2}{4}, \quad (26)$$

which leads to (3).

D. Beyond Born

The perturbative analysis relies on the Born approximation (15), so that good agreement with numerics is only expected at rather small disorder. Could a larger disorder strength reverse the sign of the correction? We have numerically investigated different values of $v = V/\mu$ at fixed $k\sigma = 1$. In Fig. 2, we show the data divided by

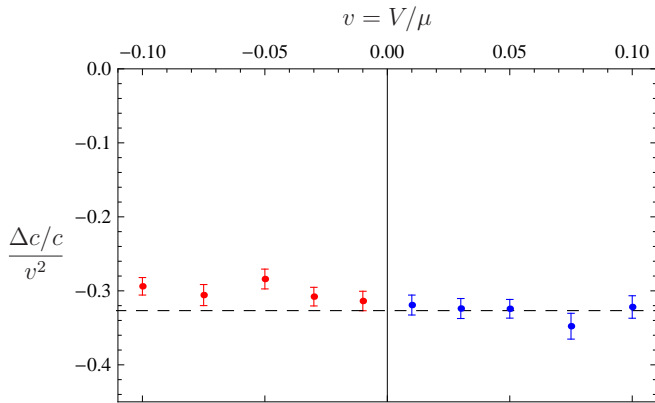


FIG. 2: (Color online) Relative correction to the speed of sound at $k\sigma = 1$, divided by v^2 , as function of disorder strength $v = V/\mu$, taken from the numerical integration with $k\xi = 0.05$. Dashed line: analytical prediction $\Delta c/(cv^2) = \frac{1}{4} \ln 2 - \frac{1}{2} \approx -0.3267$.

v^2 such that the Born approximation shows as a horizontal line. As expected, for small $|v|$ the agreement is very satisfactory. One can distinguish a third-order correction $O(v^3)$ as a linear trend with negative slope; if needed, it could be calculated pushing (15) beyond the Born approximation [5]. In a Gaussian model with a symmetric probability distribution [25], such a third-order term would be absent. At strong disorder with $v \gtrsim 0.1$, the speckle disorder with its unbounded probability distribution is likely to fragment the condensate, and the concept of a unique, well-defined speed of sound becomes questionable. From the data shown, we conclude that the correction to the speed of sound remains *negative* over the entire interval of interest.

V. DENSITY OF STATES

Knowing the speed of sound, we can compute the AV-DOS $\bar{\rho}(\omega) = \int \frac{d^d k}{(2\pi)^d} \delta(\omega - \omega_k)$ using the effective dispersion $\omega_k = \bar{c}(k)k$ in the perturbative limit where $\gamma/\omega \ll 1$. Denoting $\bar{\rho}(\omega) = \rho_0(\omega) [1 + g_d(\omega\sigma/c)]$, we find for the relative correction

$$g_d(\kappa) = - \left[d + \kappa \frac{d}{d\kappa} \right] \frac{\Delta c}{c} \quad (27)$$

with the limiting values (4). The scaling functions $g_d(\kappa)$ are plotted in Fig. 3 for dimension $d = 1, 2, 3$. In one dimension,

$$g_1(\kappa) = \frac{v^2}{2} \left(1 + \frac{\kappa}{2} \ln \left| \frac{\kappa - 1}{\kappa + 1} \right| - \frac{3\kappa^2}{4} \ln \left| \frac{1 - \kappa^2}{\kappa^2} \right| \right) \quad (28)$$

shows a pronounced dip around $\kappa \approx 0.7$ and a sharp logarithmic divergence at $\kappa = 1$. This particular structure is a consequence of the Born approximation, more specifically the non-analyticity of the speckle pair correlation

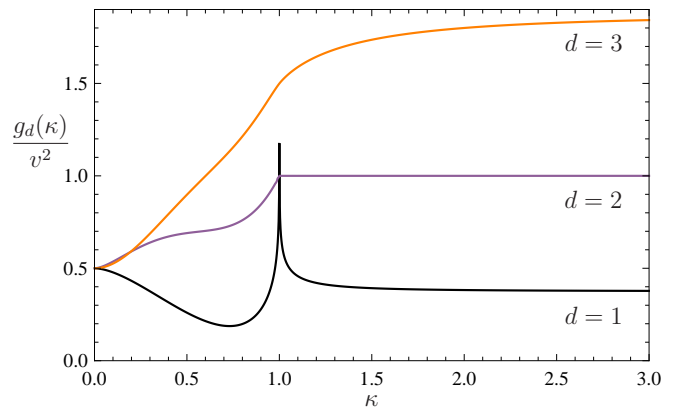


FIG. 3: Correction to the density of states $g_d(\kappa) = (\bar{\rho} - \rho_0)/\rho_0$ divided by the squared disorder strength $v = V/\mu$ as function of reduced momentum $\kappa = \omega\sigma/c$ in dimension $d = 1, 2, 3$. At $\kappa = 1$, the momentum beyond which elastic backscattering becomes impossible in the Born approximation, there is a logarithmic divergence in $d = 1$, a kink in $d = 2$, and a curvature discontinuity in $d = 3$.

function at the boundary of its support. But a local maximum is also found for other correlated potentials with fast enough decay of $P_d(q)$ such as Gaussian correlation [25]. The existence of this “boson moat” could not be inferred from the asymptotics of $g_1(\kappa)$ alone [12]. Indeed, expanding the asymptotic behavior as

$$g_d(\kappa) = v^2 \times \begin{cases} \beta_d^< (1 + \alpha_d^< \kappa^2 + \dots), & \kappa \ll 1, \\ \beta_d^> (1 + \alpha_d^> \kappa^{-2} + \dots), & \kappa \gg 1, \end{cases} \quad (29)$$

we find $\alpha_1^< = -1 - \frac{3}{2} |\ln \kappa|$ and $\alpha_1^> = \frac{1}{18}$ of opposite sign. Together with the fact that $\beta_1^<$ is larger than $\beta_1^>$, this does not permit to conclude since only two positive coefficients would indicate an intermediate peak.

In two dimensions, the scaling function is exactly constant for $\kappa > 1$ and thus $\alpha_2^> = 0$ which seems to happen also in other cases [12]. At $\kappa = 1$, there is a kink, but overall, $g_2(\kappa)$ shows a monotonic behavior without local extrema. In three dimensions, the logarithmic singularity has moved to the second derivative of $g_3(\kappa)$, which is hardly resolvable in the figure, and $\alpha_3^> < 0$ as expected [12], leaving an all but structureless AVDOS.

VI. CONCLUSIONS

In conclusion, we have perturbatively calculated the influence of a weak spatially correlated disorder potential on the sound-wave spectrum of Bose-Einstein condensates in the hydrodynamic limit $\xi \ll \sigma, 1/k$ and arbitrary dimension. The sound-wave lifetimes are long enough to observe a disorder-induced correction to the speed of sound, which is found to be *reduced*. For the experimentally relevant case of an optical speckle potential, we compute the correction to the speed of sound analytically. A numerical integration of the full mean-field

dynamics in $d = 1$ confirms our prediction in its range of validity and even allows to access non-perturbative disorder strengths.

These results are in contrast to the impact of uncorrelated disorder in three dimensions, for which Giorgini, Pitaevskii and Stringari [6] have predicted a positive correction to the speed of sound. The case of uncorrelated disorder is more difficult in the sense that it requires to go beyond the classical hydrodynamic description by including the quantum pressure, which changes both the groundstate and the fluctuation spectrum [17].

Furthermore, we have determined the average sound-wave density of states. In low dimensions, its structure is very rich, including a “boson moat” consisting of a broad dip followed by a sharp peak in $d = 1$. As a rule, specific correlation-related features tend to be washed out by integration in higher dimensional k -space. Thus we expect

arguments on general grounds to hold more reliably in higher dimensions. Conversely, the low-dimensional behavior may escape a bird’s-view approach and require detailed calculations. We have presented such a calculation for spatially correlated speckle disorder, so that our results should be of immediate use for cold-atom experiments.

Acknowledgments

This research was supported by DFG and DAAD. We thank P. Bouyer and L. Sanchez-Palencia for generous hospitality at *Institut d’Optique, Palaiseau*, and helpful discussions.

-
- [1] P. W. Anderson, Phys. Rev. **109**, 1492 (1958).
 - [2] J. Billy, *et al.*, Nature **453**, 891 (2008).
 - [3] M. Greiner, O. Mandel, T. Esslinger, T. W. Hänsch, and I. Bloch, Nature **415**, 39 (2002).
 - [4] M. R. Andrews, *et al.*, Phys. Rev. Lett. **79**, 553 (1997).
 - [5] P. Lugan, *et al.*, Phys. Rev. A **80**, 023605 (2009).
 - [6] S. Giorgini, L. Pitaevskii, and S. Stringari, Phys. Rev. B **49**, 12938 (1994).
 - [7] G. M. Falco, A. Pelster, and R. Graham, Phys. Rev. A **75**, 063619 (2007).
 - [8] V. I. Yukalov and R. Graham, Phys. Rev. A **75**, 023619 (2007).
 - [9] L. Zhang, Phys. Rev. B **47**, 14364 (1993).
 - [10] V. Gurarie and J. T. Chalker, Phys. Rev. B **68**, 134207 (2003).
 - [11] C. Gaul and H. Büttner, Phys. Rev. E **76**, 011111 (2008).
 - [12] V. Gurarie and A. Altland, Phys. Rev. Lett. **94**, 245502 (2005).
 - [13] S. John and M. J. Stephen, Phys. Rev. B **28**, 6358 (1983).
 - [14] E. Akkermans and G. Montambaux, *Mesoscopic physics of electrons and photons*, Cambridge Univ. Press (2007).
 - [15] F. Dalfvo, S. Giorgini, L. P. Pitaevskii, and S. Stringari, Rev. Mod. Phys **71**, 463 (1999).
 - [16] C. J. Pethick and H. Smith, *Bose-Einstein condensation in dilute gases*, Cambridge Univ. Press (2002).
 - [17] The full quantum problem with three independent length scales λ, ξ, σ requires a more elaborate formulation that will be published elsewhere.
 - [18] C. Gaul and C. A. Müller, Europhys. Lett. **83**, 10006 (2008).
 - [19] R. Kuhn, O. Sigwarth, C. Miniatura, D. Delande, and C. A. Müller, New J. Phys. **9**, 161 (2007).
 - [20] D. Clément, A.F. Varón, J.A. Retter, L. Sanchez-Palencia, A. Aspect, P. Bouyer, New J. Phys. **8**, 165 (2006).
 - [21] J.W. Goodman, in *Laser speckle and related phenomena*, edited by J.C. Dainty (Springer-Verlag, 1975).
 - [22] N. Bilas and N. Pavloff, Eur. Phys. J. D **40**, 387 (2006).
 - [23] P. Lugan, D. Clément, P. Bouyer, A. Aspect, and L. Sanchez-Palencia, Phys. Rev. Lett. **99**, 180402 (2007).
 - [24] L. Sanchez-Palencia, Phys. Rev. A **74**, 053625 (2006).
 - [25] M. Hartung, T. Wellens, C. A. Müller, K. Richter, and P. Schlagheck, Phys. Rev. Lett. **101**, 020603 (2008).