

# Diversity of reproduction time scale promotes cooperation in spatial prisoner's dilemma games

Zhi-Xi Wu,<sup>1,\*</sup> Zhihai Rong,<sup>2,†</sup> and Petter Holme<sup>1,‡</sup>

<sup>1</sup>*Department of Physics, Umeå University, 901 87 Umeå, Sweden*

<sup>2</sup>*Department of Automation, Donghua University, 200051 Shanghai, China*

We study an evolutionary spatial prisoner's dilemma game where the fitness of the players is determined by both the payoffs from the current interaction and their history. We consider the situation where the selection timescale is slower than the interaction timescale. This is done by implementing probabilistic reproduction on an individual level. We observe that both too fast and too slow reproduction rates hamper the emergence of cooperation. In other words, there exists an intermediate selection timescale that maximizes cooperation. Another factor we find to promote cooperation is a diversity of reproduction timescales.

## I. INTRODUCTION

Many biological, social, and economic systems are built and sustained by cooperating individuals [1, 2]. The issue of how cooperation emerges and persists among selfish individuals is the topic of game theory [3, 4, 5]. The simplest and most versatile framework for evolutionary game theory is perhaps the so called symmetric  $2 \times 2$  games [6, 7, 8]. In such games, agents can employ two behaviors or strategies — cooperative or defective — in their interaction with others to optimize their fitness. The goal of this branch of game theory is to establish the conditions for cooperation (or, equivalently, defection) to spread. An important  $2 \times 2$  game is the prisoner's dilemma (PD) that describes the situation when cooperation gives the highest population-level payoff but, in a short timescale, defection maximizes the expected payoff of an individual. In well-mixed populations, cooperators cannot outperform defectors and are doomed to extinction [5]. There are, however, many arguably realistic factors that favor cooperation. For example, one such factor is space — if the players are embedded in space, allowed only to interact with their neighbors, cooperation can spread in the population [9, 10, 11, 12, 13, 14]. The microscopic explanation for this phenomenon is that cooperators can form spatial clusters where the boundaries, although exploited by defectors, protect the cooperators within [9, 10, 11]. On complex networks — scale-free networks in particular — cooperators have a tendency to occupy high degree nodes, which stabilizes cooperation [12, 13, 14]. For detailed surveys of this field, we refer to Refs. [15, 16]. From these examples we learn that the spatial organization, the interaction patterns, are important elements behind the emergence of cooperation. This raises the question: are there also temporal patterns promoting cooperation? In a recent work [17], Chen and Wang investigated the effects of what they call

“payoff aspiration” (roughly, the lower limit of the payoff before a player gets impatient changes strategy). They found that intermediate aspiration levels maximize cooperation and argue that too high levels cause too fast strategy changes, while too low levels make the agents not adaptive enough. These results suggest a more fundamental principle — to achieve cooperation, there might exist an optimal timescale for updating strategies. In the present paper, we address this hypothesis by studying evolutionary spatial PD games and by explicitly considering the time scales of interaction and selection.

One of our basic assumptions is that the selection timescale is slower than the interaction timescale. This means that even though each player has a finite lifetime, it can interact many times before selection occurs. During their lifetimes, agents do not change their strategies (or phenotype, in a more biological parlance).

How can we connect the payoff of the game to fitness? The meaning of payoff is more problem-dependent than fitness — payoff is some result of the interaction that is correlated with reproduction ability [11, 18] and often equated, mathematically, with fitness [5, 11, 15]. Some works using non-standard relationships between payoff and fitness are Ref. [19] (where a background noise is added to the payoff to obtain fitness) and Ref. [20] (studying non-linear fitness dependence on payoff). Though there are many possible ways to characterize the relationship between payoff and fitness, in our model we assume the two quantities are positively correlated (like in natural selection), and also including an inheritable fitness component (so called maternal effect [21]), which can appear due to social, environmental or epigenetic mechanisms.

In the rest of the paper, we first introduce our model, defining the fitness and reproduction time scale. Then we present our numerical and analytic results in detail and relate these to other studies.

---

\*Electronic address: zhi-xi.wu@physics.umu.se

†Electronic address: rongzh@github.com

‡Electronic address: petter.holme@physics.umu.se

## II. THE MODEL

### A. Payoff and fitness

In the present study we consider evolutionary games where individuals, located on a two-dimensional square lattice, play PD games with their closest neighbors. Following common practice [9, 10], we consider pure strategies without self-interaction (where one player also plays with oneself [9]), and use the following parameterization of the PD: if two players both cooperate ( $C$ ) then both get a “reward” of 1, two defectors ( $D$ ) both obtain the “punishment” 0, a  $C$  meeting a  $D$  receives “the sucker’s payoff” 0, while  $D$  acquires “the temptation to defect”,  $b \in [1, 2]$ . For each site  $i$  we define its fitness at generation  $t$  as  $f_i(t) = a f_i(t-1) + g_i - a g_i$ , where  $t > 0$  is the generation of  $i$ .  $g_i$  is the instantaneous payoff from the game and the parameter  $a \in (0, 1)$ , the *heritability*, sets the balance between the present and past payoff gains — the relative importance of a previous generations, or strength of maternal effects [21] decays with a factor  $a$  per time step.

### B. Reproduction

Since our main focus is to evaluate how the diversity of reproduction timescale affects the evolution of cooperation, we discard the normal setup that strategy updating of the players is implemented immediately after a round of game [15]. Instead, we follow the approach of Ref. [22], and assume that the timescale of selection is slower than that of the interaction. In particular, we update the population by using probabilistic dynamics: for each focal site  $i$ , a reproduction event occurs with probability  $p$ , whose magnitude therefore characterizes the timescale of selection. When  $p$  is close to unity, selection is frequent, while for small values of  $p$  the reproduction event is rare and natural selection is slow. It is easy to see that the average time of selection on each site is  $1/p$ . By this simple way, we are also able to introduce diversity of reproduction timescales.

When strategies are updated, the focal player  $i$  and one randomly selected neighbor, say  $j$ , compete for creating an offspring at  $i$ . The focal site will, depending on their fitnesses, be occupied by either the offspring of  $i$  or  $j$ . To be specific, the neighbor  $j$  places a new offspring with the same strategy on the focal site  $i$  with a probability

$$W_{j \rightarrow i} = \frac{1}{1 + \exp[(f_i - f_j)/\kappa]}, \quad (1)$$

where  $\kappa$  measures the probabilistic selection intensity (or noise, or temperature); otherwise  $i$  is replaced with an offspring of the previous individual at  $i$ . A newborn is assigned the initial fitness  $f_i(0) = 1$  (the precise value of  $f_i(0)$  does not affect our conclusions). An alternative interpretation is that the individuals sometimes can start

with new strategies taken from a neighbor with higher fitness than the individual.

### C. Effects of noise

The noise parameter  $\kappa$  is known to have a nontrivial effect on the evolutionary trajectories [23, 24, 25]. More specifically, the highest cooperation levels appear in moderate amounts of noise. (Here we want to point out such optimal behavior of noise in promoting cooperation is not universal, but dependent on the topology of the connectivity structure.) Furthermore, in a very recent paper [26], Szabó *et al.* reported an interesting result that the Darwinian selection of “temperature” favors values of  $\kappa$  close to 0.1 which is related to the optimum providing the highest level of cooperation. In this paper we will not investigate the effects of  $\kappa$  further, but set  $\kappa$  to a value, 0.01, that is low enough for the effects of the game to dominate the effects of noise, and high enough for selection to occur.

### D. Parameter values and simulation technicalities

We investigate our model with Monte Carlo (MC) simulations. All runs are on a  $100 \times 100$  square lattice with periodic boundary conditions. Initially, either a cooperator or a defector, randomly chosen with equal probability, occupies each site. During one MC sweep we go through all players once in a random order. The key observable is the average fraction  $F_c$  of cooperators in the population in the stationary state, which is measured for the last 10000 sweeps of the total simulation time  $6 \times 10^4$ . The results presented below are averages over twenty realizations from independent initial configurations.

## III. RESULTS AND ANALYSIS

### A. Monomorphic populations

We start by investigating how the heritability  $a$  affects the evolution of cooperation. The simulation results for  $F_c$  as a function of  $b$  for three values of  $a$  and two values of  $p$  are shown in Fig. 1. In general, we can observe that with an increasing  $a$ , the average fraction of cooperation grows. For sufficiently large  $a$ , the system can even, for the weakest temptations to defect, reach the absorbing state of full cooperation. This means that, the ability of inheritance of fitness from previous generations has a positive impact on the emergence of cooperation. The larger  $a$  is, the greater is the cooperation level. This result is somewhat expected since other studies have shown that the average payoff of  $C$  in the equilibrium is greater than that of  $D$  [27].

Even if the  $a$ -dependence of  $F_c$  is qualitatively expected, it is rather different for the two  $p$ -values of

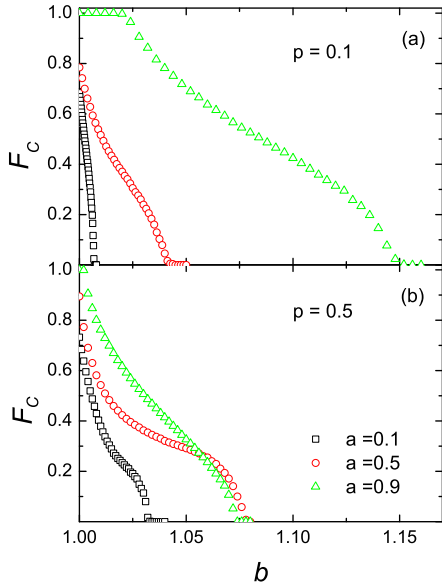


FIG. 1: (Color online) Average fraction  $F_c$  of cooperation as a function of  $b$  for different values of  $a$ . In (a) and (b) the individuals have reproduction rate  $p = 0.1$  and  $0.5$ , respectively.

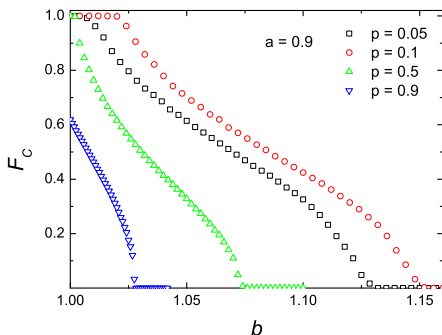


FIG. 2: (Color online) Average fraction  $F_c$  of cooperators as a function of  $b$  for different values of  $p$ . The parameter  $a$  is fixed to  $0.9$ .

Fig. 1(a) and (b). In Fig. 2 we fix  $a = 0.9$  and study how the average fraction of cooperation evolves as  $p$  changes. For large ( $p = 0.9$ ) and small ( $p = 0.05$ ) values  $F_c$  is smaller than for  $p = 0.1$ . This result suggests that a moderate reproduction rate promotes the spread of cooperation. To make this point clearer, in Fig. 3 we summarize the results of  $F_c$  as a function of  $p$  for different values of  $a$ . As surmised, the highest cooperation level is achieved in a region where  $p$  is moderate, resembling coherence resonance phenomenon — that  $p$  alone (without e.g. any weak periodic force) can promote cooperation, as

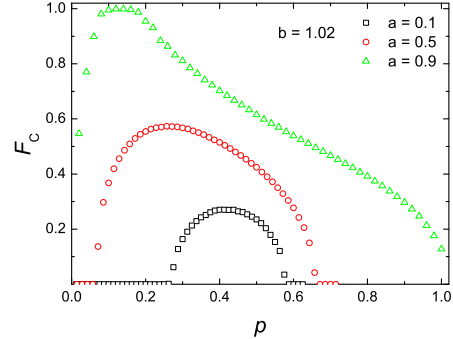


FIG. 3: (Color online) Average fraction of cooperation  $F_c$  as a function of reproduction rate  $p$  for  $b = 1.02$ . The squares, circles, and triangles correspond to  $a = 0.1$ ,  $0.5$ , and  $0.9$ , respectively.

has been found frequently in recent literatures [24, 25]. For example, by introducing additive noise to the payoff matrix of the PD game, Perc found that cooperation is maximized at a moderate variance of payoff variations [24]. Along a different research line, Ren *et al.* studied PD game on random regular graphs and found that there exists an optimal amount of topological randomness, leading to the highest level of cooperation [25]. Going back to our study, note that the optimal value  $p_o$ , where  $F_c$  is maximized, depends on the value  $a$ . Increasing  $a$  will shift  $p_o$  toward smaller values (smaller reproduction rates). For instance, for  $a = 0.1$  we have  $p_o \approx 0.41$ , while for  $a = 0.9$   $p_o$  is about  $0.12$ . This point is also reflected by Figs. 1 and 2, where given  $a = 0.9$  the curves for  $p = 0.1$  take the rightmost position.

The nontrivial behavior of  $F_c$  in Figs. 1, 2, and 3 can be qualitatively understood as follows. As  $p \rightarrow 1$  — selection happens frequently; the average fitness of  $C$  should be lower than that of  $D$  (due to the frequent exploitation on  $C$  by  $D$ ), so  $F_c$  will decrease. On the other hand, in case of  $p \rightarrow 0$  — selection is very slow; defectors around the boundary have enough time to obtain a fitness high enough to outcompete the cooperators. This is reminiscent of the observation that the formation of  $C$ -clusters can protect cooperation in the spatial PD, whereas the clusters of  $D$  would deteriorate their own environment [10, 23, 27]. In the light of this, the maximal cooperation levels are reached for  $p$ -values that are neither be too large nor too small, so that  $C$  has a larger chance than  $D$  to obtain high fitness. In order to investigate this hypothesis further, we will first check what will happen if the population is well mixed rather than two-dimensionally extended. Though mean-field treatment is not appropriate for spatial case, it is a fair first-order approximation of the well-mixed case.

For simplicity we assume that the average coordination number (number of interactions per site, per MC sweep) is  $z$ . In the mean-field approximation we can write the

following equation for the evolution of the average fraction of cooperation:

$$\begin{aligned} \frac{\partial F_c}{\partial t} &= (1 - F_c)F_c W_{D \rightarrow C} - F_c(1 - F_c)W_{C \rightarrow D} = F_c(1 - F_c) \left( \frac{1}{1 + \exp[(\bar{f}_D - \bar{f}_C)/\kappa]} - \frac{1}{1 + \exp[(\bar{f}_C - \bar{f}_D)/\kappa]} \right) \\ &= -F_c(1 - F_c) \tanh\left(\frac{\bar{f}_D - \bar{f}_C}{2\kappa}\right), \end{aligned} \quad (2)$$

where  $\bar{f}_{C,D}$  denote the average fitness of  $C$  and  $D$ . The sign of  $\bar{f}_D - \bar{f}_C$  determines whether  $F_c$  converges to 1, 0, or remains unchanged. Since each individual reproduces with probability  $p$ , the average reproduction period is  $T = \lceil 1/p \rceil$  where  $\lceil \cdot \rceil$  represent the smallest integer larger than the argument. The average fitness of  $D$  at age  $t$  can be written as  $\bar{f}_D(t) = a\bar{f}_D(t-1) + zbF_c$ . Assume the age of the individuals are equally distributed in the region  $t \in [1, T]$ , using the boundary condition  $\bar{f}_D(0) = 1$ , we obtain the average expected fitness of  $D$ :  $\bar{f}_D = \sum_{i=0}^{T-1} \bar{f}_D(t)$ . After some algebra, we get

$$\bar{f}_D = p \left( \sum_{i=1}^{T-1} a^i + zbF_c \sum_{i=0}^{T-1} \sum_{j=0}^i a^j \right), \quad (3a)$$

$$\bar{f}_C = p \left( \sum_{i=1}^{T-1} a^i + zF_c \sum_{i=0}^{T-1} \sum_{j=0}^i a^j \right). \quad (3b)$$

We can see that for any  $b > 1$ , because  $\bar{f}_D - \bar{f}_C > 0$ ,  $F_c$  will go to zero. The incorporation of spatial effects or diversity of reproduction times will change this picture. The permission of only nearest-neighbor interaction, and non-synchronous reproduction, also assures the possibility of  $\bar{f}_D - \bar{f}_C < 0$  at a local spatial scale. Another factor is that  $D$  clusters “defeat themselves” [10, 23, 27]. In combination with these observations, the intrinsic stochasticity of probabilistic reproduction gives  $C$  a chance to outcompete  $D$  for dispersion, given that  $p$  is appropriately selected. As a consequence, cooperators are favored by diversity of reproduction, and can even dominate the whole population provided that  $b$  is sufficiently small.

## B. Polymorphic populations

In reality there is a spread in reproduction times. We proceed to investigate the effects of diversity on our PD model. For simplicity, we restrict ourselves to a bimodal distribution of  $p$ -values: we assign  $p = 0.1$  to a fraction  $v$  of the players and  $p = 0.9$  to the rest.

In Fig. 4 we show the dependence of  $F_c$  on  $b$  for  $a = 0.9$  and different values of  $v$ . We find that for appropriate mixing of the two types of individuals, for instance  $v = 0.5$  and  $0.7$ , the final cooperative level is further enhanced

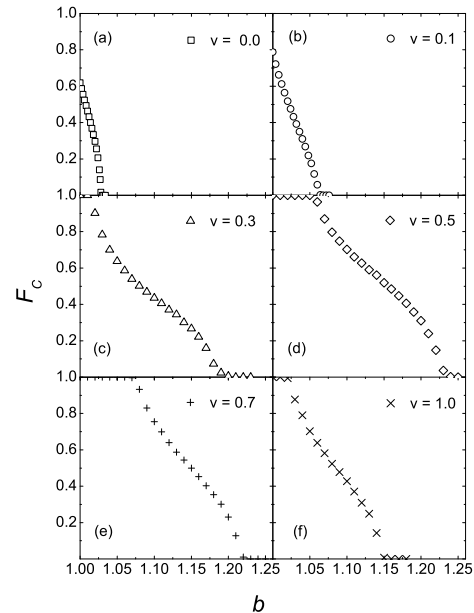


FIG. 4: Average fraction of cooperation  $F_c$  as a function of  $b$  for different systems where fraction  $v$  of population has reproduction rate 0.1, and the others have  $p = 0.9$ . The parameter  $a$  is set to 0.9.

as compared to a monomorphic population ( $v = 0$  or  $1$ ). To investigate this further, in Fig. 5 we graph  $F_c(b)$  for three systems: one with a polymorphic population where half of the population has  $p = 0.1$  the other has  $p = 0.9$ , another with a monomorphic population of the same average reproduction rate  $p = 0.5$  as the polymorphic population, and a third monomorphic population with the same average life time as the polymorphic population (giving  $p = 0.18$ ). In this comparison, the polymorphic population has a higher cooperation level than both the monomorphic reference populations.

From Fig. 4, we also note that an intermediate mixing of reproduction rate of the population benefits the maintenance of cooperation. This finding is corroborated by Fig. 6 where  $F_c(v)$  is displayed for various  $b$ -values. For small  $b$ ,  $F_c$  can reach unity even for moderate values of  $v$ . With an increasing temptation to defect, the region of  $v$  with non-zero cooperation vanishes. Despite this, the

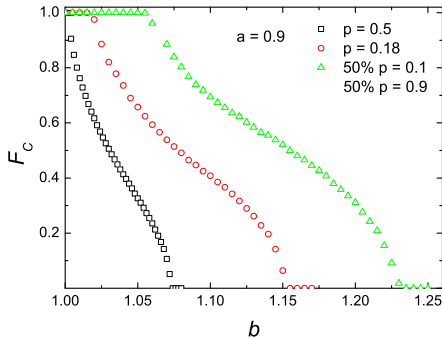


FIG. 5: (Color online) Average fraction  $F_c$  of cooperators as a function of  $b$  for three special cases where all players have a reproduction rate  $p = 0.5$  (squares),  $p = 0.18$  (circles), and 50% individuals with  $p = 0.1$  and the remaining with  $p = 0.9$  (triangles). Note that the population with half  $p = 0.1$  and half  $p = 0.9$  have the same average reproduction rate as the population with  $p = 0.5$ , and the same average life span as the population with  $p = 0.18$ .

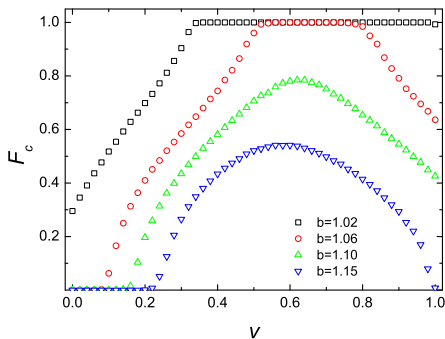


FIG. 6: (Color online) Average fraction of cooperators as a function of the balance between reproduction rates  $v$  for different values of  $b$ .  $v = 0$  or  $1$  represent monomorphic populations; diversity (measured in standard deviation) is largest for  $v = 1/2$ .  $a$  is set to parameter  $0.9$ .

peak of  $F_c$  is located at intermediate  $p$ -values.

The enhancement of cooperation at intermediate levels of mixing of two types of individuals can be explained in the same vein as Ref. [28], where Szolnoki and Szabó studied evolutionary PD game with a fraction  $v$  of players having higher influence to spread their strategies than the others. They found that highest level of cooperation is attained when  $v$  is around  $0.5$ . Their interpretation was that the less influential individuals act as followers [28] which stabilizes cooperation. In our case, by analogy, we can assume individuals with high reproduction (large  $p$ ) act as followers [28], since, on average, they always get lower fitness than those with slow reproduc-

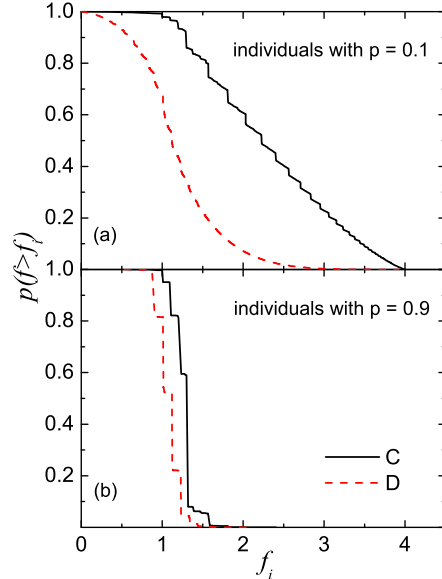


FIG. 7: (Color online) The cumulative distribution of the fitness of agents with different  $p$ -values in a mix of half  $p = 0.1$ , half  $p = 0.9$ . (a) shows the fitness for agents with  $p = 0.1$ , (b) shows curves for agents with  $p = 0.9$ . Solid and dashed lines are for  $C$ ,  $D$ , respectively. Other parameters:  $a = 0.9$ ,  $b = 1.1$ . Under such parameterization, the final fraction of  $C$  with  $p = 0.1$ , and  $p = 0.9$ , is about  $0.38(2)$ , and  $0.33(2)$ ; the corresponding  $D$  with  $p = 0.1$ , and  $p = 0.9$ , is about  $0.12(2)$ , and  $0.17(2)$ , respectively.

tion rate. This point can be verified by the data presented in Fig. 7, where the cumulative distribution of the fitness of the population is shown. In this sense, even though the microscopic mechanisms are different, both our present model and that of Ref. [28] can be regarded as belonging to a generalized class that adjusts the temporal organization of the individuals in a way that maximizes cooperation.

To further investigate how the difference of reproduction rate affects the evolution of cooperation; we measure the  $v$ -dependence of extinction threshold of  $b_D$  and  $b_C$  — the values of  $b$  that demarcate the region of coexisting cooperators and defectors. The simulation results are shown in Fig. 8. Between the upper and lower critical points  $C$  and  $D$  can coexist. Above (below) this region only defectors (cooperators) remain alive in the final stationary states. Note that, for the sake of comparison, we extend the  $b$ -values to the region smaller than  $1$  where the game is a Stag-Hunt game rather than a PD [15]. From this figure, we observe that for intermediate  $v$  both  $b_D$  and  $b_C$  attain their maximum values, though not at the same  $v$ .

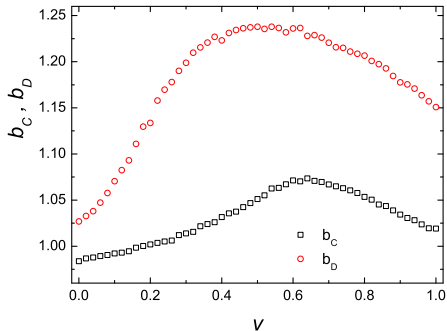


FIG. 8: (Color online) The extinction thresholds  $b_C$ ,  $b_D$  of cooperators and defectors, respectively, as a function of  $v$ . The parameter  $a = 0.9$ . Note that the range of  $b$  extends to values lower than 1, where the game is not a proper prisoner's dilemma.

#### IV. CONCLUSIONS AND DISCUSSION

To summarize, in the present work we have proposed and analyzed an evolutionary, spatial prisoner's dilemma game including a partial inheritance of fitness, a probabilistic reproduction, and a diversity of reproduction rates. The combination of these factors gives rise to rich dynamic behavior of the system. In particular, the stronger the ability of inheritance of fitness is, the more cooperation is there. The reproduction rate has a non-trivial effect on the evolution of cooperation. When the parameter  $a$  (characterizing the strength of inheritance of fitness) is fixed, the highest cooperation level is realized for moderate reproduction rates. Both too slow and too fast reproduction rates can harm cooperation. Moreover, we find that the presence of diversity of reproduction rate can enhance cooperation. The behavior of promoting cooperation is found to resemble coherence resonance. These findings suggest that the heterogeneity of individual traits might benefit cooperation in PD situation, giving another clue to the emergence of population in social and biological systems of selfish individuals.

In a recent work, Qin *et al.* [29] explored the effects

of infinite memory in a spatial PD game (allowing self-interaction). They found that with a moderate memory effect, the extinction threshold  $b_D$  reaches a maximal value, but observed no such behavior for  $b_C$ . Their memory mechanism is similar to the maternal-effect fitness inheritance in our model. In another related work [22], Roca *et al.* considered independent interaction and selection timescales in evolutionary games. The authors studied all 12 nonequivalent symmetric  $2 \times 2$  games, and found that, depending on the type of the game, rapid selection may lead to changes of the asymptotic equilibria and changes in the basins of attraction [22]. Ref. [22] differs from ours in the approach to strategy updates — they model updates as a Moran process, whereas we use a stochastic migration rule; and in the interaction configuration they, in contrast to us, consider a non-spatial (or well-mixed) population.

One future problem is how cooperators vanish as the temptation to defect increases. For evolutionary PD with stochastic imitation rules Szabó and Tóke [10] found a phase transition of the directed percolation universality class [10]. We expect a similar transition can occur in our model in the case of large value of  $p$ . However, this point needs to be confirmed in further studies. Moreover, how the  $p$ -value maximizing  $F_c$  depends on the parameter  $a$  is not addressed in the present work. The work in [12] suggests that large degree nodes are important for promoting cooperation. In a recent paper [30], middle degree nodes, on the other hand, are found to be crucial for stabilizing cooperation. Along these lines, we expect that the integration of inhomogeneous interaction pattern and reproductive diversity to our present model would be interesting.

#### Acknowledgments

The authors thank Etsuko Nonaka for comments. Z.X.W. acknowledges support from the Swedish Research Council. H.R. acknowledges support from the National Science Foundation of P. R. China (No. 60874089). P.H. acknowledges support from the Swedish Foundation for Strategic Research.

- 
- [1] P. Ball, *Critical Mass: How One Thing Leads to Another*, (Heinemann, London, 2004).
  - [2] M. A. Nowak, *Science* **314**, 1560 (2006).
  - [3] R. Axelrod and W. D. Hamilton, *Science* **211**, 1390 (1981); R. Axelrod, *The Evolution of Cooperation* (Basic Books, New York, Revised Edition, 2006).
  - [4] J. Maynard Smith, *Evolution and the theory of games* (Cambridge University Press, Cambridge, 1982).
  - [5] J. Hofbauer and K. Sigmund, *Evolutionary Games and Population Dynamics* (Cambridge University Press, Cambridge, 1998); J. W. Weibull, *Evolutionary Game Theory* (MIT Press, Cambridge MA, 1997).
  - [6] A. V. M. Herz, *J. Theor. Biol.* **169**, 65 (1994).
  - [7] C. Hauert and G. Szabó, *Am. J. Phys.* **73**, 405 (2005).
  - [8] M. Doebeli and C. Hauert, *Ecol. Lett.* **8**, 748 (2005).
  - [9] M. A. Nowak and R. M. May, *Nature (London)* **359**, 826 (1992); *Int. J. Bifurcat. Chaos* **3**, 35 (1993).
  - [10] G. Szabó and C. Tóke, *Phys. Rev. E* **58**, 69 (1998).
  - [11] C. Hauert and M. Doebeli, *Nature (London)* **428**, 643 (2004).
  - [12] F. C. Santos and J. M. Pacheco, *Phys. Rev. Lett.* **95**, 098104 (2005).

- [13] Z. Rong, X. Li, and X. Wang, Phys. Rev. E **76**, 027101 (2007).
- [14] A. Szolnoki, M. Perc, and Z. Danku, Physica A **387**, 2075 (2008); Europhys. Lett. **84**, 50007 (2008).
- [15] G. Szabó and G. Fath, Phys. Rep. **446**, 97 (2007).
- [16] M. A. Nowak, *Evolutionary Dynamics: Exploring the Equations of Life* (Harvard University Press, Cambridge, MA, 2006).
- [17] X. Chen and L. Wang, Phys. Rev. E **77**, 017103 (2008).
- [18] M. Doebeli, C. Hauert, and T. Killingback, Science **306**, 859 (2004).
- [19] H. Ohtsuki, C. Hauert, E. Lieberman, and M. A. Nowak, Nature (London) **441**, 502 (2006).
- [20] L.-L. Jiang, M. Zhao, H.-X. Yang, J. Wakeling, B.-H. Wang, and T. Zhou, arXiv:0905.1795.
- [21] K. Räsänen and L. E. B. Kruuk, Functional Ecology **21**, 408 (2007).
- [22] C. P. Roca, J. A. Cuesta, and A. Sánchez, Phys. Rev. Lett. **97**, 158701 (2006).
- [23] G. Szabó, J. Vukov, and A. Szolnoki, Phys. Rev. E **72**, 047107 (2005); J. Vukov, G. Szabó, and A. Szolnoki, *ibid.* **73**, 067103 (2006)
- [24] M. Perc, New J. Phys. **8**, 22 (2006); M. Perc and M. Marhl, *ibid.* **8**, 142 (2006).
- [25] J. Ren, W.-X. Wang, and F. Qi, Phys. Rev. E **75**, 045101(R) (2007).
- [26] G. Szabó, A. Szolnoki, and J. Vukov, EPL **87**, 18007 (2009).
- [27] X. Chen, F. Fu, and L. Wang, Phys. Rev. E **78**, 051120 (2008).
- [28] A. Szolnoki and G. Szabó, Europhys. Lett. **77**, 30004 (2007).
- [29] S.-M. Qin, Y. Chen, X.-Y. Zhao, and J. Shi, Phys. Rev. E **78**, 041129 (2008).
- [30] Y.-Z. Chen, Z.-G. Huang, S.-J. Wang, Y. Zhang, and Y.-H. Wang, Phys. Rev. E **79**, 055101(R) (2009).