

# Zeno is pro Darwin: Quantum Zeno Effect Suppresses the Dependence of Radical-Ion-Pair Reaction Yields on Exchange and Dipolar Interactions

I. K. Kominis

*Department of Physics, University of Crete, Heraklion 71103, Greece and  
Institute of Electronic Structure and Laser, Foundation for Research and Technology, Heraklion 71110, Greece*  
(Dated: February 6, 2020)

A biochemical quantum sensor of magnetic fields, namely magnetic-sensitive radical-ion-pair reactions, is understood to underlie avian magnetic navigation. It has been recently postulated [O. Efimova and P. J. Hore, *Biophys. J.* **94**, 1565 (2008)] that a fine-tuned cancellation of exchange and dipolar interactions is necessary for this magnetic sensor to function at earth's field. We here show that if the basic parameters of the radical-ion-pair are such that the quantum Zeno effect is manifested, the dependence of the magnetic-sensitive reaction yields on molecule-specific exchange and dipolar interactions is almost entirely suppressed. A fundamental quantum effect is thus shown to provide for the robustness of this biochemical sensor.

PACS numbers:

Significant experimental [1] and theoretical [2] progress has been made on identifying biological processes exhibiting non-trivial quantum effects, ordinarily thought to be suppressed in the decoherence-prone biological environment [3]. Radical-ion pairs, in particular, have been recently shown [4] to exhibit the full machinery of effects familiar from quantum information science. Radical-ion pairs play a fundamental role in a series of biologically relevant chemical reactions, ranging from charge transfer initiated reactions in photosynthetic reaction centers [5] to magnetic sensitive reactions abounding in the field of spin-chemistry [6], and in particular in the biochemical mechanism understood to underlie the biological magnetic compass used by avian species to navigate in earth's magnetic field [7, 8]. In Fig. 1 we depict a generic model for radical-ion-pair reactions, which form a magnetic sensor since the reaction product yields depend on the external magnetic field. Moreover, anisotropic hyperfine interactions within the molecule render the reaction yields dependent on the inclination of the external magnetic field with respect to a molecule-fixed coordinate frame. The avian magnetoreception mechanism exactly rests on both aforementioned aspects, i.e. the magnetic and angular sensitivity of the reaction yields. Interestingly, intra-molecule magnetic interactions are more complicated. Both spin-exchange and long-range dipolar interactions affect reaction dynamics, to an extent dependent on the particular molecular structure. In this respect, it has been recently shown [9] that the presence of exchange and dipolar interactions significantly suppresses the magnetic and angular sensitivity of the reaction yields, thus severely degrading the mechanism's functionality. Along the same lines, it was concluded [9] that only when the molecular parameters are such that the effects of these two interactions cancel each other is the magnetic and angular sensitivity of the reaction restored. Although a remarkable result, it is hard to imagine that Nature has conjured up such a fortuitous cancellation for a function-

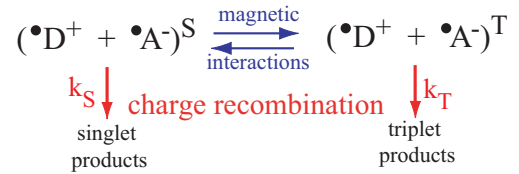


FIG. 1: Radical-ion-pair reaction dynamics: Photoexcitation of a donor-acceptor molecule DA followed by charge-transfer creates a radical-ion-pair, i.e. two molecular ions and two unpaired electrons (two dots). The Zeeman interaction of the two unpaired electrons with the external magnetic field and hyperfine interactions with the molecule's magnetic nuclei induce a coherent singlet-triplet conversion, ceased by the spin-selective charge recombination, which transforms singlet (triplet) radical-ion pairs into singlet (triplet) neutral products at a rate  $k_S$  ( $k_T$ ).

ally important biological sensor.

As it turns out, however, a large body of the qualitative and quantitative understanding of radical-ion-pair reactions that has emerged during the last four decades was based on a phenomenological description of the reaction dynamics (reviewed in [10]). It was recently shown [4] that the fundamental description of radical-ion-pair reactions following from quantum measurement theory reveals the actual existence of non-trivial quantum effects, such as the quantum Zeno effect [11]. We will here show that when the quantum Zeno effect is manifested, the reaction's magnetic and angular sensitivity is practically independent of the presence or not of exchange and/or dipolar interactions. This realization has profound implications for the robustness of this biological sensor, i.e. a non-trivial quantum effect renders the sensor insensitive to molecule-specific parameters, such as donor-acceptor distance (affecting the exchange coupling and the long-range dipolar coupling) and the inter-radical medium and the particular electronic structure (affecting the exchange coupling) [9].

The quantum dynamic evolution of the radical-ion-pair spin density matrix  $\rho$  is given by the equations [4]

$$d\rho/dt = -i[\mathcal{H}, \rho] - (k_S + k_T)(Q_S\rho + \rho Q_S - 2Q_S\rho Q_S) \quad (1)$$

$$p_S = 2k_S\langle Q_S \rangle dt, \quad p_T = 2k_T\langle Q_T \rangle dt, \quad (2)$$

where  $Q_S$  and  $Q_T$  are the singlet and triplet state projection operators, respectively. The first term in (1) is the unitary evolution due to the magnetic interactions, whereas the second term describes the measurement-induced evolution due to the singlet (rate  $k_S$ ) and triplet (rate  $k_T$ ) recombination channel. The master equation (1) directly embodies the fact that the charge-recombination process itself is a continuous quantum measurement of the radical-ion-pair's spin state, and due to the completeness relation  $Q_S + Q_T = 1$ , both channels effectively "measure" the observable  $Q_S$  with a total measurement rate  $k = k_S + k_T$ . The unconditional evolution described by (1) is interrupted by charge-recombining quantum jumps [12] described by equations (2) which give the probability of the singlet and triplet recombination taking place within the time interval between  $t$  and  $t + dt$ . The phenomenological theory used until now and based on

$$d\rho/dt = -i[\mathcal{H}, \rho] - k_S(Q_S\rho + \rho Q_S) - k_T(Q_T\rho + \rho Q_T) \quad (3)$$

agrees *qualitatively* with the quantum measurement description of (1) and (2) in the regime of low recombination rates  $k_S, k_T \ll h$ , where  $h$  is the typical frequency scale of  $\mathcal{H}$ , the magnetic Hamiltonian. However, if the recombination rates are asymmetric, e.g.  $k_T \gg k_S$  and the pair starts out in the singlet state, the quantum Zeno effect surfaces, leading to a physical behavior in stark contrast with the predictions of the phenomenological master equation (3) used so far. In fact, such was the case with recent experimental data [13] that have been explained with the new theory [4].

The magnetic Hamiltonian  $\mathcal{H} = \mathcal{H}_Z + \mathcal{H}_{\text{hf}} + \mathcal{H}_{\text{ex}}$  is composed of  $\mathcal{H}_Z$ , the Zeeman interaction of the two unpaired electrons (nuclear Zeeman interaction is negligible) with the external magnetic field,  $\mathcal{H}_{\text{hf}}$ , the hyperfine couplings of the electrons with the surrounding nuclear spins, and finally the spin-exchange interaction,  $\mathcal{H}_{\text{ex}}$ . For the transparency of the following discussion we will ignore the dipolar interaction as its inclusion leads to exactly the same conclusions. The Zeeman interaction Hamiltonian that will be used for the study of the magnetic sensitivity is  $\mathcal{H}_{Z, \text{mag}} = \omega(s_{1z} + s_{2z})$ , where the magnetic field of magnitude  $B$  is assumed to be in the z-axis ( $\omega = \gamma B$ , with  $\gamma = 1.4 \text{ MHz/G}$ ). For the study of the angular sensitivity we take the magnetic field, again of magnitude  $B$ , to be in the x-y plane, hence the Zeeman interaction term will be  $\mathcal{H}_{Z, \text{ang}} = \omega \cos \phi (s_{1x} + s_{2x}) + \omega \sin \phi (s_{1y} + s_{2y})$ . In the following we will consider the simplest physically realizable radical-ion-pair containing just one spin-1/2 nucleus (in which case  $\dim(\rho) = 8$ ), hence the hyperfine

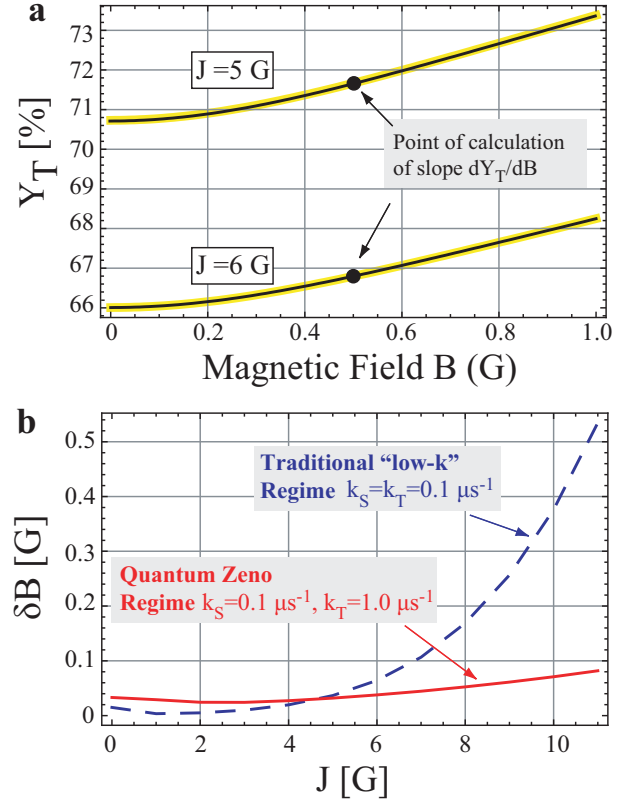


FIG. 2: Magnetic sensitivity of the triplet yield and magnetic precision. For all calculations the hyperfine coupling is  $a = 5 \text{ G}$ . (a) An example of the magnetic sensitivity of the triplet yield plotted in the quantum Zeno regime for two values of the exchange coupling  $J$ . For higher (lower) values of the exchange coupling the plots are similar but appear at a lower (higher) offset. The yellow band is the 0.1% error band corresponding to the measurement precision of the reaction yield. (b) The magnetic precision,  $\delta B$ , extracted from the slope at  $B = 0.5 \text{ G}$  of plots like the previous one, as a function of the exchange coupling  $J$ , for two cases: (i) the traditional low-k regime,  $k_S = k_T = 0.1 \mu\text{s}^{-1}$  (blue dashed line) and (ii) the quantum Zeno regime  $k_S = 0.1 \mu\text{s}^{-1}$ ,  $k_T = 1.0 \mu\text{s}^{-1}$  (red solid line). The robust magnetic precision in the quantum Zeno regime was never an option according to the phenomenological theory (3) which qualitatively follows the result of regime (i) in both regimes.

interaction Hamiltonian is  $\mathcal{H}_{\text{hf}} = \mathbf{s}_1 \cdot \mathbf{A} \cdot \mathbf{I}$ , where  $\mathbf{A}$  is the hyperfine coupling tensor of the single nuclear spin  $\mathbf{I}$  existing in e.g. the donor molecule with the donor's unpaired electron. We will consider the simplest case where the hyperfine tensor is diagonal with one non-zero component  $A_{xx} = a$ , to provide for the angular sensitivity on the x-y plane. Thus  $\mathcal{H}_{\text{hf}} = a s_{1x} I_x$ . Finally the spin-exchange Hamiltonian is  $\mathcal{H}_{\text{se}} = J \mathbf{s}_1 \cdot \mathbf{s}_2$ . In the following we will calculate the magnetic and angular sensitivity of the reaction for two regimes: (i) the "traditional" regime where both recombination rates  $k_S$  and  $k_T$  are equal and small compared to the magnetic frequency scale  $h$  (set

by  $a$  and  $\omega$ ), i.e.  $k_S, k_T \ll \omega, a$ . It is in this regime that most of the previous calculations have been performed based on the phenomenological theory (3). We then study the regime (ii) where  $k_T \gg k_S$  and  $k_T \sim \omega$ , i.e. when the quantum Zeno effect is manifested, since the total measurement rate  $k = k_S + k_T$  is dominated by the triplet recombination channel, strongly re-projecting the spin state in the singlet state, from which it starts out, i.e. the initial condition is  $\rho_0 = Q_S/2$ . We will show that in the regime (i) the inclusion of the spin exchange interaction indeed degrades the magnetic and angular sensitivity of the reaction, as has been analyzed in [9]. However, regime (ii) exhibits a significant magnetic and angular sensitivity with their dependence on the exchange coupling  $J$  being almost entirely suppressed. The phenomenological theory (3) fails to predict this fact, since it is in this regime that the quantum measurement dynamics inherent in the charge recombination process in radical-ion pairs are dominant, but completely absent from equation (3).

In Figs. 2a and 3a we plot the triplet yield  $Y_T$  of the reaction as a function of the external magnetic field (using  $\mathcal{H}_{Z,\text{magn}}$ ) and the field's angle (using  $\mathcal{H}_{Z,\text{ang}}$ ), respectively, as calculated from (1) and (2). The triplet yield is calculated from

$$Y_T[\%] = (100/N_0) \sum_j p_T N_{j-1}, \quad (4)$$

where  $N_0$  the initial number of radical-ion pairs (starting out in the singlet state) and  $N_j$  the remaining number of radical-ion pairs at time  $jdt$  (with  $j = 1, 2, \dots$ ), evolving as  $N_j = N_{j-1}(1 - p_S - p_T)$  [4]. That is, in the  $j$ -th time interval between  $(j-1)dt$  and  $jdt$ , the number of created triplet products will be the number of radical-ion-pairs existing up to that time,  $N_{j-1}$ , times the probability  $p_T$  for triplet-channel recombination calculated from (2). This is summed in (4) for all time intervals until all molecules have recombined one way or another. The magnetic sensitivity of the reaction at earth's field of interest for the avian compass is just the slope  $dY_T/dB$  calculated at  $B = 0.5$  G. The smallest measurable change of the magnetic field (magnetic precision),  $\delta B$ , and the precision  $\delta\phi$  of the determination of the magnetic field angle with respect to the molecule's x-axis (angular precision or heading error) both follow from the previous calculations if the smallest measurable reaction yield change,  $\delta Y_T$ , is known. It thus follows that

$$\begin{aligned} \delta B &= \delta Y_T / (dY_T/dB)_{B=0.5 \text{ G}}, \\ \delta\phi &= \delta Y_T / [(Y_{T,\text{max}} - Y_{T,\text{min}})/\Delta\phi] \end{aligned} \quad (5)$$

where  $Y_{T,\text{max}}$  and  $Y_{T,\text{min}}$  are the maximum and minimum values of the yield  $Y_T(\phi)$  and  $\Delta\phi = 90^\circ$  is the angular width of the full swing between  $Y_{T,\text{min}}$  and  $Y_{T,\text{max}}$ . On general thermodynamic grounds it has been shown [14] that in realistic biological/biochemical realizations,

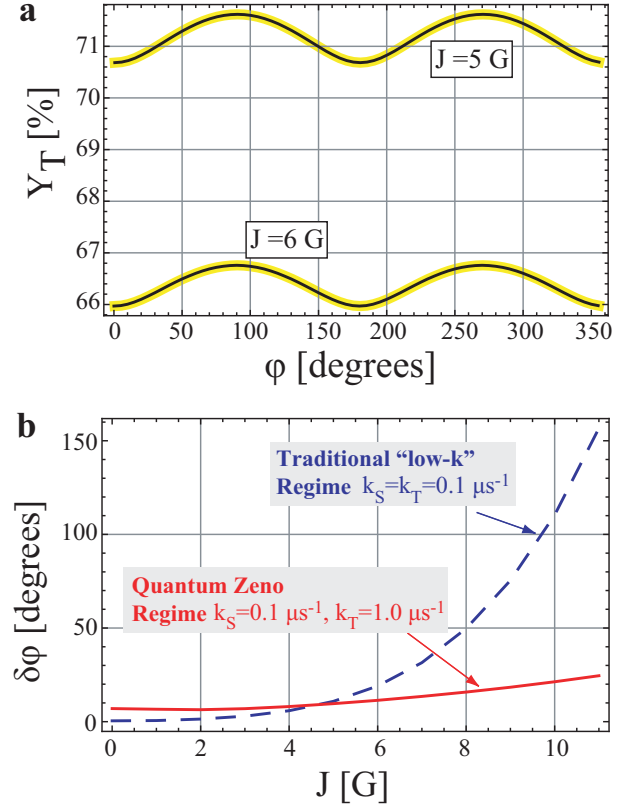


FIG. 3: Angular sensitivity of the triplet yield and angular precision (heading error). For all calculations the hyperfine coupling is  $a = 5$  G and magnetic field magnitude  $B = 0.5$  G. (a) An example of the angular sensitivity of the triplet yield plotted in the quantum Zeno regime for two values of the exchange coupling  $J$ . For higher (lower) values of the exchange coupling the plots are similar but appear at a lower (higher) offset. The yellow band is the 0.1% error band corresponding to the measurement precision of the reaction yield. (b) The angular precision,  $\delta\phi$ , as a function of the exchange coupling  $J$ , for two cases: (i) the traditional low- $k$  regime,  $k_S = k_T = 0.1 \mu\text{s}^{-1}$  (blue dashed line) and (ii) the quantum Zeno regime  $k_S = 0.1 \mu\text{s}^{-1}$ ,  $k_T = 1.0 \mu\text{s}^{-1}$  (red solid line). The robust heading error in the quantum Zeno regime was never an option according to the phenomenological theory (3) which qualitatively follows the result of regime (i) in both regimes.

the yield change precision is  $\delta Y_T \approx 0.1\%$ , leading to the following conclusions: it is clearly seen (Fig. 2b) that in the regime (i) the magnetic precision plunges from  $\delta B = 0.01$  G at  $J = 0$  to  $\delta B = 0.4$  G at  $J = 10$  G (at which the earth's field change is obviously unmeasurable), whereas in regime (ii) shown in Fig. 2b the magnetic precision is roughly constant and drops only to  $\delta B = 0.07$  G at  $J = 10$  G. Similarly, the angular precision in the traditional low- $k$  regime (Fig. 3b) drops dramatically (at the highest  $J$ ) to  $\delta\phi = 110^\circ$ , which basically means there is no heading information. In contrast, in the quantum Zeno regime (Fig. 3b) the angular precision

of about  $\delta\phi \approx 20^\circ$  is actually at the level of experimental observations of the heading error of the avian compass [15], and at the same time practically unaffected by the presence or not of exchange and dipolar interactions, varying between  $\delta\phi = 10^\circ$  and  $\delta\phi = 25^\circ$  in the full span of the exchange coupling  $J$ . In other words, in the regime of small recombination rates and in the unrealistic absence of exchange and dipolar interactions, the magnetic and angular precision of the reaction is outstanding, but extremely sensitive on the deleterious and expected presence of these interactions, necessitating their fine-tuned mutual cancellation. On the other hand, the quantum Zeno regime offers a moderate but robust performance. Whether Nature has engineered molecules realizing the cancellation of the adverse effects of exchange and dipolar interactions as suggested in [9], or on the other hand, has chosen to operate the avian compass in the quantum Zeno regime, remains to be discovered.

We will now explain the independence of the reaction's magnetic and angular sensitivity on the exchange interaction in the quantum Zeno regime. This follows by considering the behavior of the eigenvalues of the master equation (1), compactly written as  $d\rho/dt = \mathcal{L}(\rho)$ , which are obtained by diagonalizing the matrix  $M$  (of dimension  $\dim(\rho)^2$ ) that satisfies  $d\tilde{\rho}/dt = \mathcal{L}(\rho) = M\tilde{\rho}$ , where  $\tilde{\rho}$  is a column matrix containing all matrix elements of  $\rho$ . The resulting eigenvalues are of the form  $-\lambda + i\Omega$ , with  $\lambda \geq 0$  being the decay rate and  $\Omega$  the oscillation frequency of the particular eigenmode. As is in general the case with the quantum Zeno effect [16], some of the eigenvalues have decay rates increasing with the measurement rate  $k = k_S + k_T$  as  $\lambda \sim k$ , while the others (responsible for the quantum Zeno effect) decrease with  $k$  as  $\lambda \sim h^2/k$ , where  $h$  is the characteristic frequency scale of the system here determined by the magnetic Hamiltonian  $\mathcal{H}$ . Now, the exchange Hamiltonian can be written (up to an additive constant) as  $\mathcal{H}_{se} = -JQ_S$ . Furthermore, as is known from quantum measurement theory [17], the deterministic evolution of the system's quantum state (due to the unitary Hamiltonian evolution and the measurement of  $Q_S$  with rate  $k$ ) is generated by the non-hermitian operator  $\mathcal{K} = \mathcal{H} - ikQ_S$ . It is easily seen that if  $\mathcal{H}'$  is the magnetic Hamiltonian without the exchange interaction  $\mathcal{H}_{se}$ , then  $\mathcal{K} = \mathcal{H}' - i(k - iJ)Q_S$ , i.e. the inclusion of the exchange interaction is equivalent to replacing  $k$  with with an imaginary measurement rate  $k - iJ$ . We can now complete the argument as follows: the eigenvalues with a real part that scales as  $\lambda \sim k$  pick up an oscillation frequency (in addition to  $\Omega$ ) of  $-J$ , the effect of which roughly averages out. On the other hand, the eigenvalues with the quantum Zeno scaling  $\lambda \sim h^2/k$  suffer a change in their real part which becomes (since in our case  $k/J \ll 1$ )  $\lambda' \approx h^2(k/J^2) \ll \lambda$ . Thus the evolution is slowed down, the radical-ion-pair is projected stronger in the singlet state leading to an increased singlet yield, or equivalently a decreased triplet yield, which is exactly

what is observed in Figs. 2a and 3a (i.e. it is the offset of the yield that changes with  $J$ , not its slope). The dependence on the magnetic field  $\omega$ , however, encoded in  $h^2$ , is the same, hence the magnetic and angular sensitivity is not affected. In contrast, in the traditional low- $k$  regime, the magnetic field effect is mostly determined [6, 8] by the amplitudes (weights) of the master equation's eigenmodes, which are heavily affected by the presence of the exchange interaction.

In conclusion, we have identified a concrete biological system in which fundamental quantum effects have a profound effect on the system's performance, alluding to the possibility that this biological quantum sensor has evolved to a robust device by taking advantage of non-trivial aspects of quantum physics.

- 
- [1] G. S. Engel *et al.*, Nature **446**, 782 (2007); H. Lee, Y. C. Cheng and G. R. Fleming, Science **316**, 1462 (2007).
  - [2] M. Mohseni, P. Rebentrost, S. Lloyd and A. Aspuru-Guzik, J. Chem. Phys. **129**, 174106 (2008); M.B. Plenio and S.F. Huelga, New. J. Phys. **10**, 113019 (2008).
  - [3] P. C. W. Davies, Biosystems **78**, 69 (2004); D. Abbott *et al.*, Fluctuations and Noise Letters **8**, C5 (2008).
  - [4] I. K. Kominis, arXiv:0806.0739.
  - [5] S. G. Boxer, C. E. D. Chidsey and M. G. Roelofs, Ann. Rev. Phys. Chem. **34**, 389 (1983).
  - [6] C. R. Timmel, U. Till, B. Brocklehurst, K. A. McLauchlan and P. J. Hore, Molec. Phys. **95**, 71 (1998); C. R. Timmel, F. Cintolesi, B. Brocklehurst and P. J. Hore, Chem. Phys. Lett. **334**, 387 (2001); C. R. Timmel and K. B. Henbest, Phil. Trans. R. Soc. Lond. A **362**, 2573 (2004);
  - [7] K. Schulten, Adv. Solid State Phys. **22**, 61 (1982).
  - [8] T. Ritz, S. Adem and K. Schulten, Biophys. J. **78**, 707 (2000); T. Ritz, P. Thalau, J. B. Phillips, R. Wiltchko and W. Wiltchko, Nature **429**, 177 (2004); T. Ritz *et al.*, Biophys. J. **96**, 3451 (2009).
  - [9] O. Efimova and P. J. Hore, Biophys. J. **94**, 1565 (2008).
  - [10] U. Steiner and T. Ulrich, Chem. Rev. **89**, 51 (1989).
  - [11] B. Misra and E. C. G. Sudarshan, J. Math. Phys. **18**, 756 (1977); W. M. Itano *et al.*, Phys. Rev. A **41**, 2295 (1990); P. Facchi and S. Pascazio, Fortschr. Phys. **49**, 941 (2001); K. Koshino and A. Shimizu, Phys. Rep. **412**, 191 (2005); A. G. Kofman and G. Kurizki, Nature **405**, 546 (2000).
  - [12] H. M. Wiseman, Quantum Semiclass. Opt. **8**, 205 (1996); M. B. Plenio and P. L. Knight, Rev. Mod. Phys. **70**, 101 (1998)
  - [13] K. Maeda *et al.*, Nature **453**, 387 (2008).
  - [14] J. C. Weaver, T. E. Vaughan and E. R. Astumian, Nature **405**, 707 (2000).
  - [15] W. Wiltchko, R. Wiltchko, J. Exp. Biol. **199**, 29 (1996); W. W. Cochran, H. Mouritsen and M. Wikelski, Science **304**, 405 (2004).
  - [16] E. W. Streed *et al.*, Phys. Rev. Lett. **97**, 260402 (2006).
  - [17] H. -P. Breuer and F. Petruccione, *The theory of open quantum systems* (Oxford University Press, 2002).